

City of Hermosa Beach

*City Hall
1315 Valley Drive
Hermosa Beach, CA 90254*



Regular Meeting Agenda

Tuesday, November 24, 2020

5:00 PM

Closed Session - 5:00 PM

Regular Meeting - 6:00 PM

Duly posted online on November 19, 2020 at 9:05 p.m. by E.S.

City Council

*Mayor
Justin Massey*

*Mayor Pro Tem
Michael Detoy*

*Councilmembers
Hany S. Fangary
Stacey Armato
Mary Campbell*

*City Treasurer
Karen Nowicki*

*City Attorney
Michael Jenkins*

Executive Team

Suja Lowenthal, City Manager

Eduardo Sarmiento, City Clerk
Viki Copeland, Finance Director
Marnell Gibson, Public Works Director
Paul LeBaron, Chief of Police

Ken Robertson, Community Development Director
Vanessa Godinez, Human Resources Manager
Kelly Orta, Community Resources Manager

PLEASE NOTE:

This is a full Packet including all pages and sub-pages, of all staff-reports and other materials of each agenda item as if physically stacked together and represents the complete agenda Packet as a single PDF file as of the date and time the agenda was initially posted (unless otherwise indicated here). It is meant to be an aid, but not intended as a replacement for the 'Living' agenda.

This full Packet does not contain additions, modifications, or supplementals that have been added after the first posting of the 'Living' agenda unless indicated here.

To prevent time downloading, and re-downloading, you might download this single PDF to your computer to have available for multiple reference, or to re-reference, to avoid the necessity of needing to be connected to the Internet or being held up by a slow-connection or slow server.

For a particular item(s), you may desire to ensure that you are viewing all additions, modifications, or supplementals posted after the original agenda packet's posting by utilizing the link to the 'Living' agenda as displayed on the city's website

Agenda/Minutes page which for this agenda is: [11-24-20 Regular City Council Agenda](#)

Note again, that the agenda appearing below the following items' page number table may have changed and represents the page numbers to the agenda and materials contained in this full agenda packet only.

The agenda-items page number table below provides the starting page of each item in this full contiguous packet PDF file. To better utilize these page numbers, note that the *Adobe Acrobat* reader has a feature to display page thumb-nails down the left edge of your screen. With the page-thumbnails displayed you may click on a page's thumb-nail to immediately move to the item's starting page directly.

Be aware, that as this full packet may include MINUTES of prior meetings, if searching the entire Packet for particular text, understand that when you find such text, that if it is within a MINUTES page of minutes, that are included in this agenda for approval, that it may appear to you that you are at an agenda item within the current agenda. Avoid such confusion by noting that pages that contain MINUTES included for approval are so identified at the top of each such page within this full packet.

<p style="text-align: center;">August 25, 2020 City Council Regular Meeting Agenda Packet</p>		
Agenda Item No.	Starting Page	Ending Page
Agenda	1	13
COVID-19 UPDATE BCHD	14	14
RECOGNIZING CLEAN BAY RESTAURANTS	15	15
HERMOSA BEACH KIWANIS CLUB CHECK PRESENTATION	16	16
CITY MANAGER REPORTS - CITY MANAGER		
COVID-19 Update	17	18
WRITTEN COMMUNICATIONS	18	22
UPDATES FROM AD HOC COMMITTEES	23	23
Consent Calendar		
11a	24	31
11b	32	56
11c	57	333
11d	334	336
11e	337	337
11f	338	342
11g	343	348
11h	349	350
11i	351	355
11j	356	392
11k	393	395
11l	396	419
11m	420	423
11n	424	428
Municipal Matters		
14a	429	452
14b	453	458
14c	459	464
14d	465	470
FUTURE AGENDA ITEMS		
15a	471	474

VIEWING OPTIONS FOR PUBLIC MEETINGS

Public meetings are broadcast live on Spectrum Channel 8 and Frontier Channel 31 in Hermosa Beach. Additional viewing options are provided as a courtesy.

ZOOM: Join the meeting link if available or participate by phone

YOUTUBE CHANNEL: www.youtube.com/channel/UCaiZxw06ue-Tgc8DmXYzh2Q

CITY WEBSITE: www.hermosabeach.gov and visit the Agendas/Minutes/Videos page

*****PLEASE NOTE: IF YOU EXPERIENCE TECHNICAL DIFFICULTIES WHILE VIEWING THE MEETING ON ONE OF THESE PLATFORMS, PLEASE TRY ONE OF THE OTHER VIEWING OPTIONS*****

5:00 P.M. - CLOSED SESSION**CALL TO ORDER****ROLL CALL****PUBLIC COMMENT ON THE CLOSED SESSION AGENDA****JOIN THE VIRTUAL MEETING AT:**

<https://us02web.zoom.us/j/87032785286?pwd=RGVVZnduNGVIVGJLOFlvaFNuYTBIUT09>

OR PARTICIPATE BY PHONE:

- Toll Free: 877-853-5257
- Meeting ID: 870 3278 5286, then #
- Participant ID: press # to bypass

ATTENDEES WILL BE MUTED UNTIL THE PUBLIC PARTICIPATION PERIOD IS OPENED.

If you are joining by phone, press * 6 to unmute your line. Comments from the public are limited to 3 minutes per speaker.

RECESS TO CLOSED SESSION

1. **20-0746** **MINUTES:** Approval of minutes of Closed Session held on October 13, 2020.

2. **20-0747** **CONFERENCE WITH LEGAL COUNSEL: Existing Litigation**
 Government Code Section 54956.9(d)(1)
 The City finds, based on advice from legal counsel, that discussion in open session will prejudice the position of the City in the litigation.

 a) Name of Case (**State**): Hermosa Fitness LLC v. City of Hermosa Beach
 Los Angeles County Superior Court, Case Number: 18STCP02840

 b) Name of Case (**Federal**): Hermosa Fitness LLC v. City of Hermosa Beach
 United States District Court, Case Number: 2:19-cv-08666-CAS-AFMx

3. **20-0762** **CONFERENCE WITH LEGAL COUNSEL: Pending Litigation**
 Government Code Section 54956.9(d)(1)
 The City finds, based on advice from legal counsel, that discussion in open session will prejudice the position of the City in the litigation.

 a) Michael Frilot v. City of Hermosa Beach, et al. Los Angeles County
 Superior Court, Case Number: 20TRCV00045

 b) Michael Frilot, Workers Compensation Case number ADJ13507308
 and ADJ13553832

ADJOURNMENT OF CLOSED SESSION

6:00 P.M. - REGULAR AGENDA**Public Participation**

City Hall will be closed to the public until further notice. Virtual Meetings are held pursuant to Executive Order N-29-20 issued by Governor Gavin Newsom on March 17, 2020. Members of the public may email comments to Esarmiento@hermosabeach.gov or submit eComments until 3:00 p.m. on the meeting date. Members of the public may also participate by phone.

JOIN THE VIRTUAL MEETING AT:

<https://us02web.zoom.us/j/87032785286?pwd=RGVVZnduNGVlVGJLOFlvaFNuYTBIUT09>

OR PARTICIPATE BY PHONE:

- Toll Free: 877-853-5257
- Meeting ID: 870 3278 5286, then #
- Participant ID: press # to bypass

ATTENDEES WILL BE MUTED UNTIL THE PUBLIC PARTICIPATION PERIOD IS OPENED.

If you are joining by phone, press * 6 to unmute your line. Comments from the public are limited to 3 minutes per speaker.

Oral and Written Communication

Persons who wish to have written materials included in the agenda packet at the time the agenda is published on the City's website must submit the written materials to the City Manager's office by email (esarmiento@hermosabeach.gov) or in person by noon of the Tuesday, one week before the meeting date.

Written materials pertaining to matters listed on the posted agenda received after the agenda has been posted will be added as supplemental materials under the relevant agenda item on the City's website at the same time as they are distributed to the City Council by email. Supplemental materials may be submitted via eComment (instructions below) or emailed to esarmiento@hermosabeach.gov. Supplemental materials must be received before 4:00 p.m. on the date of the meeting to ensure Council and staff have the ability to review materials prior to the meeting. Supplemental materials submitted after 4:00 p.m. on the date of the meeting or submitted during the meeting will be posted online the next day.

Submit Supplemental eComments in three easy steps:

Note: Your comments will become part of the official meeting record. You must provide your full name, but please do not provide any other personal information (i.e. phone numbers, addresses, etc) that you do not want to be published.

1. Go to the Agendas/Minutes/Video webpage and find the meeting you'd like to submit comments on. Click on the eComment button for your selected meeting.
2. Find the agenda item for which you would like to provide a comment. You can select a specific agenda item/project or provide general comments under the Oral/Written Communications item.
3. Sign in to your SpeakUp Hermosa Account or as a guest, enter your comment in the field provided, provide your name, and if applicable, attach files before submitting your comment.

I. CALL TO ORDER

II. PLEDGE OF ALLEGIANCE

III. ROLL CALL

IV. CLOSED SESSION REPORT

V. ANNOUNCEMENTS - UPCOMING CITY EVENTS

VI. APPROVAL OF AGENDA

VII. PROCLAMATIONS / PRESENTATIONS

- | | | |
|----|---------|---|
| a. | 20-0733 | COVID-19 HEALTH UPDATE FROM
BEACH CITIES HEALTH DISTRICT |
| b. | 20-0740 | RECOGNIZING CLEAN BAY RESTAURANTS |
| c. | 20-0741 | HERMOSA BEACH KIWANIS CLUB PRESENTS CHECK TO CITY |

VIII. CITY MANAGER REPORT - The City Manager and staff may provide brief reports on pending City business. Longer oral reports to be provided are as follows:

- a.** [REPORT](#) **COVID-19 UPDATE**
20-0738

IX. PUBLIC PARTICIPATION -- ORAL AND WRITTEN COMMUNICATIONS FROM THE PUBLIC: This is the time for members of the public to address the City Council on any items within the Council's jurisdiction not on this agenda, on items on this agenda as to which public comment will not be taken (City Manager Reports, City Councilmember Reports and Future Agenda Items), or to request the removal of an item from the consent calendar. Public comments on the agenda items called City Manager Reports, City Councilmember Reports and Future Agenda Items will only be heard at this time. Comments on public hearing items are heard only during the public hearing. Members of the audience may also speak during discussion of items removed from the Consent Calendar; during Public Hearings; and, during discussion of items appearing under Municipal Matters.

- a.** 20-0730 WRITTEN COMMUNICATION

Recommendation: Staff recommends that the City Council receive and file the written communication.

Attachments: [Written communication from Tony Higgins \(Submitted 11-10-20 at 11.41 a.m.\)](#)

All comments from the public under this agenda item are limited to three minutes per speaker, but this time allotment may be reduced due to time constraints. The City Council acknowledges receipt of the oral and written communications listed below. No action will be taken on matters raised in written communications, provided that the Council may take action to schedule issues raised in oral and written communications for a future agenda. Speakers with comments regarding City management or departmental operations are encouraged to submit those comments to the City Manager.

X. CITY COUNCILMEMBER COMMENTS: Councilmembers may briefly respond to public comments, may ask a question for clarification or make a brief announcement or report on his or her own activities or meetings attended.

- a. 20-0736 **UPDATES FROM CITY COUNCIL AD HOC SUBCOMMITTEES
AND STANDING COMMITTEE DELEGATES/ALTERNATES**

XI. CONSENT CALENDAR: The following more routine matters will be acted upon by one vote to approve with the majority consent of the City Council. The title is deemed to be read and further reading waived of any ordinance listed on the consent calendar for introduction or adoption. There will be no separate discussion of these items unless a Council member removes an item from the Consent Calendar. Items removed will be considered under Agenda Item XII (12), with public comment permitted at that time.

- a. [REPORT](#) **CITY COUNCIL MEETING MINUTES**
 [20-0739](#) (City Clerk Eduardo Sarmiento)

Recommendation: Staff recommends that the City Council approve the following minutes:

1. November 10, 2020 Regular Meeting

Attachments: [11-10-20 CC Regular Meeting Minutes](#)

- b. [REPORT](#) **CHECK REGISTERS**
 [20-0742](#) (Finance Director Viki Copeland)

Recommendation: Staff recommends that the City Council ratify the following check registers.

Attachments: [1. 10-29-20](#)
 [2. 11-05-20](#)
 [3. 11-10-20](#)

- c. [REPORT](#) **REVENUE REPORT, EXPENDITURE REPORT, COVID-19 REVENUE
 [20-0755](#) TRACKING REPORT, AND CIP REPORT BY PROJECT FOR**

OCTOBER 2020

(Finance Director Viki Copeland)

Recommendation: Staff recommends that the City Council receive and file the October 2020 Financial Reports.

Attachments: [1. October 2020 Revenue Report](#)
[2. October 2020 Expenditure Report](#)
[3. COVID-19 Revenue Tracking Report Oct 2020 Summary](#)
[4. COVID-19 Revenue Tracking Report Oct 2020 Detail](#)
[5. October 2020 CIP Report by Project](#)

d. [REPORT](#) **CITY TREASURER'S REPORT AND CASH BALANCE REPORT**
[20-0751](#) (City Treasurer Karen Nowicki)

Recommendation: The City Treasurer recommends that the City Council receive and file the October 2020 City Treasurer's Report and Cash Balance Report.

Attachments: [1. October 2020 Treasurer's Report](#)
[2. October 2020 Cash Balance Report](#)

e. [REPORT](#) **CANCELLATION OF CERTAIN CHECKS**
[20-0750](#) (City Treasurer Karen Nowicki)

Recommendation: The City Treasurer recommends that the City Council approve cancellation of certain checks.

f. [REPORT](#) **ACTION MINUTES OF THE PUBLIC WORKS COMMISSION**
[20-0761](#) **MEETING OF SEPTEMBER 16, 2020**

Recommendation: Staff recommends that the City Council receive and file the action minutes of the Public Works Commission meeting of September 16, 2020.

Attachments: [Minutes of September 16, 2020](#)

g. [REPORT](#) **CAPITAL IMPROVEMENT PROGRAM STATUS REPORT**
[20-0754](#) **AS OF NOVEMBER 17, 2020**

(Public Works Director Marnell Gibson)

Recommendation: Staff recommends that the City Council receive and file the Capital Improvement Program Status Report as of November 17, 2020.

Attachments: [CIP Status Sheet - November - 2020 copy](#)

h. [REPORT](#) **PLANNING COMMISSION TENTATIVE FUTURE AGENDA ITEMS**
[20-0745](#) (Community Development Director Ken Robertson)

Recommendation: Staff recommends that the City Council receive and file the December 15, 2020 Planning Commission tentative future agenda items.

Attachments: [Planning Commission December 15, 2020 Tentative Future Agenda](#)

i. [REPORT](#) **ACTION SHEET OF THE PLANNING COMMISSION**
[20-0744](#) **MEETING OF NOVEMBER 17, 2020**

Recommendation: Staff recommends that the City Council receive and file the action sheet of the Planning Commission meeting of November 17, 2020.

Attachments: [Action Sheet of the November 17, 2020 Planning Commission meeting](#)

j. [REPORT](#) **SOUTH BAY WORKFORCE INVESTMENT BOARD**
[20-0748](#) **QUARTERLY SUMMARY**

Recommendation: Staff recommends that the City Council receive and file the Quarterly Summary from the South Bay Workforce Investment Board (SBWIB).

Attachments: [SBWIB 1st Quarter Summary for 2020-2021.pdf](#)

k. [REPORT](#) **LIST OF REGULAR AND ONGOING CITY BOARD**
[20-0756](#) **AND COMMISSION APPOINTIVE TERMS THAT WILL**
EXPIRE DURING THE 2021 CALENDAR YEAR
(Eduardo Sarmiento City Clerk)

Recommendation: Staff recommends that the City Council receive and file the attached list, prepared for posting pursuant to State law, of all regular and ongoing Hermosa Beach board, commission and committee appointive terms, which will expire during the 2021 calendar year.

Attachments: [Boards and Commission Appointment List 2021](#)

l. [REPORT](#) **APPROVAL OF THE COMMENCEMENT OF SPECIAL EVENT**
[20-0743](#) **LONG-TERM AGREEMENT NEGOTIATIONS WITH FRIENDS**
OF THE PARKS FOR ITS ANNUAL EVENTS INCLUDING:
“PETS IN THE PARK” HELD AT VALLEY PARK; “PUMPKINS IN
THE PARK” HELD AT EDITH RODAWAY FRIENDSHIP PARK; AND
“MOVIES AT THE BEACH” HELD SOUTH OF THE PIER
(Community Resources Manager Kelly Orta)

Recommendation: Staff recommends that the City Council approve the commencement of special event long-term agreement negotiations with Friends of the Parks for the following annual events:

- * "Pets in the Park" held at Valley Park;
- * "Pumpkins in the Park" held at Edith Rodaway Friendship Park; and
- * "Movies at the Beach" held on the south side of the Pier.

Attachments: [1. Long-term Agreement Policy](#)
[2. "Pets in the Park" Long-term Agreement Application](#)
[3. "Pumpkins in the Park" Long-term Agreement Application](#)
[4. "Movies on the Beach" Long-term Agreement Application](#)

m. [REPORT](#) **REQUEST FOR APPROVAL OF SPONSORSHIP DONATION TO**
[20-0749](#) **THE BEACH CITIES HEALTH DISTRICT'S 22nd ANNUAL**
HOLIDAY GIFT BAG PROJECT
(City Manager Suja Lowenthal)

Recommendation: Staff recommends that the City Council approve a donation of \$1,380 to the Beach Cities Health District's Holiday Gift Bag Project for 2020.

Attachments: [1. Request from BCHD.pdf](#)
[2. Link to Holiday Gift Bag Program Webpage](#)

- n. [REPORT](#)
[20-0753](#)
- ORDINANCE NO. 20-1419 AN ORDINANCE OF THE CITY
OF HERMOSA BEACH, CALIFORNIA, AMENDING TEXT
AMENDMENT 20-02, CONSIDERATION OF AMENDMENTS TO
CHAPTER 17.44, "OFF-STREET PARKING" OF THE HERMOSA
BEACH MUNICIPAL CODE TO ALLOW PARKING PROVIDED WITH
MECHANICAL VEHICLE LIFTS TO COUNT TOWARDS
THE REQUIRED NUMBER OF PARKING SPACES AND TO
SET STANDARDS FOR THE PERMITTING AND USE
OF MECHANICAL VEHICLE LIFTS**
(City Clerk Eduardo Sarmiento)

Recommendation: Staff recommends that the City Council waive full reading and adopt by title Ordinance No. 20-1419.

Attachments: [Ordinance 20-1419](#)

XII. ITEMS REMOVED FROM THE CONSENT CALENDAR FOR SEPARATE DISCUSSION - Items pulled from the Consent Calendar will be handled separately. Public comment will be taken prior to Council deliberation and action on each item pulled from the Consent Calendar.

XIII. PUBLIC HEARINGS - TO COMMENCE AT 6:30 P.M.

NONE

XIV. MUNICIPAL MATTERS

- a. [REPORT](#)
[20-0737](#)
- RECEIVE VERBAL REPORT ON EMERGENCY
ENFORCEMENT MEASURES TO ENSURE
COMPLIANCE WITH PANDEMIC-RELATED HEALTH
ORDERS FROM BOTH THE CITY AND THE COUNTY
OF LOS ANGELES HEALTH DEPARTMENT**
(City Manager Suja Lowenthal and Police Chief Paul LeBaron)

Attachments: [Hermosa Beach Table of COVID-19 Related Actions.pdf](#)

- b. [REPORT](#)
[20-0758](#)
- CONSIDERATION OF A TEMPORARY SUSPENSION OF
HERMOSA BEACH MUNICIPAL CODE REGULATION OF
OUTDOOR STEREO SPEAKERS AT COMMERCIAL
ESTABLISHMENTS**

(City Manager Suja Lowenthal)

Recommendation: Staff recommends that the City Council adopt Urgency Ordinance No 20-1421U of the City of Hermosa Beach to temporarily suspend section 8.24.040A of the Hermosa Beach Municipal Code regulating the placement of stereo speakers outdoors or in windows/doorways facing outdoors from November 25, 2020 through January 3, 2021 at restaurants that offer outdoor dining onsite.

The urgency ordinance requires four-fifths vote of the city council and if approved, will take effect immediately

Attachments: [Hermosa Beach Urgency Ord re Suspension of Noise Ordinance for Outdoor Dining-c1-c1](#)

c. [REPORT
20-0760](#)

**ADOPTION OF AN URGENCY ORDINANCE OF THE CITY OF
HERMOSA BEACH, CALIFORNIA, AMENDING THE
TEMPORARY MORATORIUM ON COMMERCIAL EVICTIONS
TO PREVENT PREMATURE EVICTIONS IN ADVANCE OR
REMODEL/DEMOLITION DURING THE COVID-19 PANDEMIC
AND SETTING FORTH THE FACTS CONSTITUTING SUCH
URGENCY**

(City Attorney Michael Jenkins)

(Assistant City Attorney Lauren Langer)

Recommendation: Staff recommends that the City Council adopt Urgency Ordinance No.20-1420U of the City of Hermosa Beach to amend provisions of the moratorium on commercial evictions and setting forth the facts constituting such urgency (Attachment 1).

The urgency ordinance requires four-fifths vote of the city council and if approved, will take effect immediately

Attachments: [20-1420U Urgency Ord re Commercial Eviction Moratorium Amendment \(subst I remodel\).LL-c1-c1](#)

d. [REPORT
20-0757](#)

**AUTHORIZATION OF CITY CLERK TO CONTINUE ADVERTISING
AND REQUESTING APPLICATIONS FOR A REPRESENTATIVE
TO THE LOS ANGELES COUNTY WEST VECTOR AND
VECTOR-BORNE CONTROL DISTRICT BOARD**

(City Clerk Eduardo Sarmiento)

Recommendation: Staff recommends that City Council direct the City Clerk to continue advertising and requesting applications for a Hermosa Beach representative to the Los Angeles County West Vector and Vector-Borne Control District Board, to be appointed at the Council meeting of January 12, 2021, and interviews to be scheduled prior to the January 12, 2021 meeting if more than one application is received.

Attachments: [1. Trustee Information Sheet](#)
[2. Board of Trustees Los Angeles County West Vector & Vector-Borne Control District](#)
[3. Link to District Website](#)

XV. FUTURE AGENDA ITEMS - Requests from Councilmembers for possible future agenda items and questions from Councilmembers regarding the status of future agenda items. No discussion or debate of these requests shall be undertaken; the sole action is whether to schedule the item for consideration on a future agenda. No public comment will be taken. Councilmembers should consider the city's work plan when considering new items.

a. 20-0752 TENTATIVE FUTURE AGENDA ITEMS

Attachments: Tentative Future Agenda.pdf

XVI. ADJOURNMENT

FUTURE MEETINGS AND CITY HOLIDAYS**CITY COUNCIL MEETINGS:**

December 8, 2020 - Tuesday - 5:00 PM - Closed Session,

6:00 PM - City Council Meeting

December 22, 2020 - Tuesday - No Meeting (Dark)

BOARDS, COMMISSIONS AND COMMITTEE MEETINGS:

December 1, 2020 - Tuesday - 7:00 PM - Parks and Recreation Advisory Commission Meeting

December 7, 2020 - Monday - 6:00 PM - Economic Development Committee

December 15, 2020 - Tuesday - 7:00 PM - Planning Commission Meeting

CITY OFFICES CLOSED FRIDAY-SUNDAY AND ON THE FOLLOWING DAYS:

November 11, 2020 - Wednesday - Veteran's Day

November 26, 2020 - Thursday - Thanksgiving Day



City of Hermosa Beach

City Hall
1315 Valley Drive
Hermosa Beach, CA 90254

Staff Report

Staff Report

20-0733

**Honorable Mayor and Members of the Hermosa Beach City Council
Regular Meeting of November 24, 2020**

COVID-19 HEALTH UPDATE FROM BEACH CITIES HEALTH DISTRICT



City of Hermosa Beach

City Hall
1315 Valley Drive
Hermosa Beach, CA 90254

Staff Report

Staff Report

20-0740

**Honorable Mayor and Members of the Hermosa Beach City Council
Regular Meeting of November 24, 2020**

RECOGNIZING CLEAN BAY RESTAURANTS



City of Hermosa Beach

City Hall
1315 Valley Drive
Hermosa Beach, CA 90254

Staff Report

Staff Report

20-0741

**Honorable Mayor and Members of the Hermosa Beach City Council
Regular Meeting of November 24, 2020**

HERMOSA BEACH KIWANIS CLUB PRESENTS CHECK TO CITY



City of Hermosa Beach

City Hall
1315 Valley Drive
Hermosa Beach, CA 90254

Staff Report

Staff Report

REPORT 20-0738

**Honorable Mayor and Members of the Hermosa Beach City Council
Regular Meeting of December 24, 2020**

COVID-19 UPDATE



City of Hermosa Beach

City Hall
1315 Valley Drive
Hermosa Beach, CA 90254

Staff Report

Staff Report

20-0730

**Honorable Mayor and Members of the Hermosa Beach City Council
Regular Meeting of November 24, 2020**

WRITTEN COMMUNICATION

Recommended Action:

Staff recommends that the City Council receive and file the written communication.

Attachments:

Email from Tony Higgins dated November 10, 2020

START

From: tony higgins <tony.higgins123@gmail.com>
Date: November 10, 2020 at 11:23:15 AM PST
To: City Council <citycouncil@hermosabeach.gov>
Cc: Parks Commission <dg_parksrecommission@hermosabch.org>, Paul LeBaron <plebaron@hermosabeach.gov>, Suja Lowenthal <suja@hermosabeach.gov>, Eduardo Sarmiento <esarmiento@hermosabeach.gov>, Paul LeBaron <plebaron@hermosabeach.gov>, Ken Robertson <krobertson@hermosabeach.gov>, Kelly Orta <korta@hermosabeach.gov>

Subject: U.S. Confirmed Coronavirus Infections Hit 10 Million

Dear Mayor Campbell
Dear Mayor Protem Massey
Dear Suja Lowenthal

The Covid infection numbers are stunning. We are on a terrible trajectory headed in to the winter.

Yet our city continues to act in a manner that is promoting mass infection rather than mask accountability by allowing and even encouraging residents and visitors to disregard mask protocols and other Covid Safety protocols then ignoring these violations where they know they exactly where and when they are happening; and yes I have evidence. Why the city won't even take down the beach volleyball nets despite the fact the county of Los Angeles specifically called out Volleyball on our beaches as an unsafe and prohibited activities.

On November 9th NPR reported it took only 10 days for the total tally to increase from 9 million. The U.S. is currently averaging more than 100,000 cases per day and could exceed 200,000 new cases per day by Thanksgiving. The URL can be found below.

"It's entered the exponential phase, and that means it's going to get worse and, frankly, a lot worse before it gets better," Dr. Thomas Frieden, a former director of the Centers for Disease Control and Prevention.

The confluence of factors here is extremely problematic," says Frieden. "This is a very dangerous time."

The LA Times also reported that during the seven-day period that ended Sunday November 8th, Los Angeles County reported more than 13,000 cases, a 38% jump from the previous week and the highest number of weekly cases in more than two months.

There is a nationwide explosion in Covid cases and the evidence is that this 3rd wave is gaining a strong foothold in LA County while our city sleeps

I have provide evidence over and over that in the city of Hermosa Beach Covid Safety protocols are being ignored by large segments of our population at our beaches, on the strand and in our parks and the cities response has been dysfunctional, impotent, and inconsistent.

Many of our residents has been openly hostile to Covid safety protocols, even destroying & defacing mask required signs and gathering in large groups without distancing AND without masks on our beaches and strands, downtown especially on Schumacher Plaza and in Valley Park.

Dr. Carlos del Rio, an infectious disease expert at Emory University.

"We need a national mask mandate now," Del Rio said. "We all need to 'step up our game' and use a face mask all the time we are in a public place, practice social distancing, wash our hands and avoid crowded congregate and not well ventilated places. Wearing a face mask should not be a partisan issue, it should be a public health priority."

But that's not what is happening in Hermosa Beach is it?

There is no stepping up of our game.

It's just rerun after rerun of the same failed Covid safety policies.

Rather than recognizing that simply by wearing masks when we interact with others we can reduce the Covid infection rate 60-90% our city refuses to establish goals for mask compliance at our parks and beaches and on our strand.

Why does the city refuse to establish mask compliance goals for our downtown area, our parks, beaches and on the strand?

I've asked this question countless times to the city manager, the city council, the parks commission and our soon to be replaced mayor.

Not once have I received an answer or explanation.

So I will now directly ask this question this question to our soon to be Mayor - Justin Massey.

Mr Massey -

Why does the city refuse to establish mask compliance goals for our downtown area, our parks, beaches and on the strand that are consistent with the studies that indicate Covid transmission can be reduced by 60-90% simply by wearing masks.

Why do you refuse to track and publish compliance trends at our parks, beaches, downtown areas and on our strand? This trend data could have been easily gathered by the mask compliance officers the city hired or gathered by community service police officers.

I believe the answer to this question is clear.

The city does not want to know how we are doing with mask compliance because then the city leadership could be called to account for not doing anything about it.

You are afraid that establishing goals and monitoring compliance trends would hurt businesses and restaurants in our area if god forbid we closed our parks, beaches or strand a few days because of the rampant non-compliance

You care more about the chamber of commerce than you do about the 1 in 3 at-risk residents in our community.

You are afraid that by implementing short term closures of our parks, strands and beaches to drive home the point that mask scofflaws will not be tolerated you will be unpopular.

Well I'm here to tell you Mr Massey, council members and Ms Lowenthal, that's not leadership that's cowardice AND reckless endangerment.

Putting our residents at risk like this is unconscionable. There has to be a better way.

You could choose to do better but the evidence is you won't and you will continue this unabashed attack on vulnerable populations and ignore your complicity in it.

That's the sad state of affairs in Hermosa Beach as you pass the baton with pompous ceremony from Mayor Campbell to Mayor Justin Massey.

You could have made a difference.

But over the past 3 months you all took the easy way out regarding masks

and distancing, like so many local governments across our country, and now we have a raging pandemic.

Thank you for your service

Anthony Higgins

https://www.npr.org/sections/coronavirus-live-updates/2020/11/09/933023659/u-s-confirmed-coronavirus-infections-hit-10-million?sc=17&f=1001&utm_source=iosnewsapp&utm_medium=Email&utm_campaign=app



City of Hermosa Beach

City Hall
1315 Valley Drive
Hermosa Beach, CA 90254

Staff Report

Staff Report

20-0736

**Honorable Mayor and Members of the Hermosa Beach City Council
Regular Meeting of November 24, 2020**

**UPDATES FROM CITY COUNCIL AD HOC SUBCOMMITTEES
AND STANDING COMMITTEE DELEGATES/ALTERNATES**



Staff Report

Staff Report

REPORT 20-0739

Honorable Mayor and Members of the Hermosa Beach City Council Regular Meeting of November 24, 2020

CITY COUNCIL MEETING MINUTES (City Clerk Eduardo Sarmiento)

Recommended Action:

Staff recommends that the City Council approve the following minutes:

1. November 10, 2020 Regular Meeting

Due to staffing shortages in the City Clerk's office, the following minutes will be provided as soon as they become available.

1. April 28, 2020 Regular Meeting
2. May 12, 2020 Regular Meeting
3. May 21, 2020 Special Meeting
4. May 26, 2020 Special Meeting
5. June 9, 2020 Regular Meeting
6. June 23, 2020 Special Meeting
7. September 29, 2020 Joint Meeting of the City Council and Parks, Recreation and Community Resources Advisory Commission

Respectfully Submitted by: Eduardo Sarmiento, City Clerk

Approved: Suja Lowenthal, City Manager



**Hermosa Beach City Council Adjourned
Regular Meeting Minutes**

Tuesday, November 10, 2020

Closed Session 5:00 P.M Regular Session 6:00 P.M.

Virtual Meeting via Zoom

City Council

Mary Campbell, Mayor

Justin Massey, Mayor Pro Tem

Stacy Armato, Councilmember

Michael Detoy, Councilmember

Hany Fangary, Councilmember

I. CALL TO ORDER

The City Council Regular Meeting of the City of Hermosa Beach met via a virtual meeting held pursuant to Executive Order N-29-20 issued by Governor Gavin Newsom March 17, 2020 on the above date. Meeting was called to order by Mayor Campbell at 6:01 p.m.

II. PLEDGE OF ALLEGIANCE

The pledge of allegiance was led Mayor Campbell

III. ROLL CALL

Present: Councilmembers Armato, Detoy, Fangary, Mayor Pro Tem Massey, and Mayor Campbell

Absent: None

IV. CLOSED SESSION REPORT

Closed session was cancelled.

V. ANNOUNCEMENTS

Mayor Campbell began by acknowledging Veteran's Day and all past and present members of the armed forces. She then thanked the members of the Veteran's memorial committee for their efforts in commemorating and celebrating Veteran's. She shared that the Hermosa will be honoring its local Veteran's with a memorial at the Community Center and encouraged community members to visit the memorial. Mayor Campbell also reminded the community of the City's "Mayor's Pledge" program and mentioned new efforts towards discussing diversity in the community coming in the new year.

(Complete audio and video is available upon request at the City Clerk's office or can be accessed by clicking the following link. [11-10-20 City Council Regular Meeting](#))

VI. APPROVAL OF AGENDA

MOTION: Councilmember Armato moved to approve the agenda, seconded by Councilmember Detoy. Motion carried by unanimous consent.

AYES: Councilmembers Armato, Detoy, Fangary, Mayor Pro Tem Massey, and Mayor Campbell

ABSENT: None

VII. PROCLAMATIONS / PRESENTATIONS

a. APPOINTMENT OF MAYOR AND MAYOR PRO TEMPORE AND COUNCIL COMMITTEE REORGANIZATION-NOVEMBER 2020

Councilmember Fangary recused himself from the item due to a conflict of interest.

MAYORAL NOMINATION: Mayor Campbell nominated Mayor Pro Tem Massey as the new Mayor. The nomination was approved by unanimous consent with Councilmember Fangary recusing himself from the item.

The following community member provided public comment:

1. Craig Cadwallder

AYES: Councilmembers Armato, Detoy, Mayor Pro Tem Massey, and Mayor Campbell

NOES: None

RECUSED: Councilmember Fangary

MAYOR PRO TEMPORE NOMINATION: Councilmember Armato nominated

Councilmember Michael Detoy as the new Mayor Pro Tempore. The nomination was approved by unanimous consent with Councilmember Fangary recusing himself from the item.

The following community member provided public comment:

1. Kent Allan

AYES: Councilmembers Armato, Detoy, Mayor Pro Tem Massey, and Mayor Campbell

NOES: None

RECUSED: Councilmember Fangary

Councilmember Armato made a motion to appoint the Mayor the City Selection Committee. This was seconded by Councilmember Campbell and unanimously approved by Council 4-0. Councilmember Armato also made a motion to appoint the Mayor as the delegate to the Los Angeles County Sanitation District Board with the Mayor Pro Tem as the alternate. This was seconded by Councilmember Campbell and unanimously approved by Council.

(Complete audio and video is available upon request at the City Clerk's office or can be accessed by clicking the following link. [11-10-20 City Council Regular Meeting](#))

VIII. CITY MANAGER REPORTS

The City Manager provided a COVID-19 update and reminded the community to be careful during the holidays and limit large family gatherings. She also stressed the importance of flu vaccines and announced a free flu immunization event happening in Hermosa Beach on November 19 at the Community Center. More information can be found on the City's website. City Manager Lowenthal then reported on an information item describing a mandatory recycling Ordinance being drafted by staff and coming to Council in early 2021. City Manager Lowenthal closed by providing an update on the City's recent connection to the high-speed South Bay fiber optic network.

IX. PUBLIC COMMUNICATIONS/ORAL AND WRITTEN COMMUNICATIONS

The following members of the public provided public comment:

1. Kent Allan
2. Laura Pina
3. John David

MOTION: Councilmember Campbell moved to receive and file the written communications, seconded by Councilmember Armato. Motion carried by unanimous consent.

AYES: Councilmembers Campbell, Armato, Fangary, Mayor Pro Tem Detoy, and Mayor Massey

ABSENT: None

(Complete audio and video is available upon request at the City Clerk's office or can be accessed by clicking the following link. [11-10-20 City Council Regular Meeting](#))

X. CITY COUNCIL COMMENTS

a. UPDATES FROM CITY COUNCIL AD HOC SUBCOMMITTEES AND STANDING COMMITTEE DELEGATES/ALTERNATES

Mayor Pro Tem Detoy gave an update on his attendance at the Economic Development Stakeholder Group meeting. He mentioned discussion of the development of a business improvement district and some other measures being implemented by the group.

(Complete audio and video is available upon request at the City Clerk's office or can be accessed by clicking the following link. [11-10-20 City Council Regular Meeting](#))

XI. CONSENT CALENDAR

Mayor Massey pulled item 11e from the consent calendar for separate consideration.

MOTION: Councilmember Armato moved to approve the balance of the consent calendar except for item 11e, seconded by Councilmember Campbell. Motion carried by unanimous consent.

AYES: Councilmembers Campbell, Armato, Fangary, Mayor Pro Tem Detoy, and Mayor Massey

ABSENT: None

a. MEMORANDUM REGARDING CITY COUNCIL MEETING MINUTES

b. CHECK REGISTERS

c. ACTION MINUTES OF THE PARKS, RECREATION AND COMMUNITY RESOURCES ADVISORY COMMISSION MEETING OF OCTOBER 6, 2020

- d. **LOS ANGELES COUNTY FIRE SERVICES AND AMULANCE MONTHLY REPORT FOR SEPTEMBER 2020**
- e. **APPROVE THE SECOND AMENDMENT TO LEASE AGREEMENT BETWEEN THE CITY OF HERMOSA BEACH AND STAR EDUCATION TO TEMPORARILY REDUCE INSURANCE LIABILITY LIMITS AND MODIFY VENDOR INSURANCE REQUIREMENTS**
- f. **ORDINANCE NO. 20-1418 AN ORDINANCE OF THE CITY OF HERMOSA BEACH, CALIFORNIA, AMENDING TITLE 10 (VEHICLES AND TRAFFIC) OF THE HERMOSA BEACH MUNICIPAL CODE TO EXTEND THE TEMPORARY PROHIBITION ON SHARED MOBILITY DEVICES FROM BEING OFFERED FOR USE ANYWHERE IN THE CITY; PLACED IN ANY PUBLIC RIGHT-OF-WAY OR PUBLIC PROPERTY; OR OPERATED ON ANY PUBLIC PROPERTY OR RIGHT-OF-WAY IN THE CITY**

XII. ITEMS REMOVED FROM THE CONSENT CALENDAR FOR SEPARATE DISCUSSION

- e. **APPROVE THE SECOND AMENDMENT TO LEASE AGREEMENT BETWEEN THE CITY OF HERMOSA BEACH AND STAR EDUCATION TO TEMPORARILY REDUCE INSURANCE LIABILITY LIMITS AND MODIFY VENDOR INSURANCE REQUIREMENTS**

Mayor Massey shared that he pulled the item to ensure the council is aware and comfortable that STAR Education had difficulty obtaining the required \$2 million insurance policy limit, causing them to get close to the expiration of its existing policy. Staff's recommendation is to reduce the required insurance liability limits through December 31, 2020 and remove vendor insurance requirements that are already fulfilled in STAR Education's existing policy.

MOTION: Councilmember Armato moved to approve the item, seconded by Councilmember Campbell. Motion carried by unanimous consent.

AYES: Councilmembers Campbell, Armato, Fangary, Mayor Pro Tem Detoy, and Mayor Massey

ABSENT: None

XIII. PUBLIC HEARINGS – TO COMMENCE AT 6:30 P.M.

- a. TEXT AMENDMENT 20-02, CONSIDERATION OF AMENDMENTS TO CHAPTER 17.44, “OFF-STREET PARKING” OF THE HERMOSA BEACH MUNICIPAL CODE TO ALLOW PARKING PROVIDED WITH MECHANICAL VEHICLE LIFTS TO COUNT TOWARDS THE REQUIRED NUMBER OF PARKING SPACES AND TO SET STANDARDS FOR THE PERMITTING AND USE OF MECHANICAL VEHICLE LIFTS**

The following member of the public provided public comment.

- 1. Kort Schnabel

MOTION: Councilmember Armato moved to approve the first reading of the ordinance, seconded by Councilmember Campbell. Motion carried by unanimous consent.

AYES: Councilmembers Campbell, Armato, Fangary, Mayor Pro Tem Detoy, and Mayor Massey

ABSENT: None

XIV. MUNICIPAL MATTERS

- a. RECEIVE VERBAL REPORT ON EMERGENCY ENFORCEMENT MEASURES TO ENSURE COMPLIANCE WITH PANDEMIC-RELATED HEALTH ORDERS FROM BOTH THE CITY AND THE COUNTY OF LOS ANGELES HEALTH DEPARTMENT**

Chief LeBaron provided an update on enforcement and reported more compliance and lower numbers of contacts made by enforcement officers due to the colder weather. Chief LeBaron shared staff's recommendation to suspend the use of the contracted health order enforcement officers. If needed in the future, the enforcement officers can be brought back.

Councilmembers Armato and Fangary shared their concern of suspending the use of enforcement officers at this time due to a continued increase in positive COVID-19 cases being reported.

(Complete audio and video is available upon request at the City Clerk's office or can be accessed by clicking the following link. [11-10-20 City Council Regular Meeting](#))

**b. VACANCIES-BOARDS AND COMMISSIONS EXPIRATION OF TERMS
PUBLIC WORKS COMMISSION**

MOTION: Councilmember Armato moved to approve the three applicants to the Public Works Commission, seconded by Councilmember Campbell. Motion carried by unanimous consent.

AYES: Councilmembers Campbell, Armato, Fangary, Mayor Pro Tem Detoy, and Mayor Massey

ABSENT: None

(Complete audio and video is available upon request at the City Clerk's office or can be accessed by clicking the following link. [11-10-20 City Council Regular Meeting](#))

XV. FUTURE AGENDA ITEMS

a. TENTATIVE FUTURE AGENDA ITEMS

Councilmember Campbell noted that an update from Jim Fasola, the City's delegate to the Los Angeles County West Vector Control Board, was coming up on the next agenda and reminded staff that there were action items from his last update to Council that staff may want to provide an update on.

(Complete audio and video is available upon request at the City Clerk's office or can be accessed by clicking the following link: [11-10-20 City Council Regular Meeting](#))

ADJOURNMENT

Mayor Massey adjourned the City Council meeting after the "Veterans Are Timeless" video at 8:25 p.m.

Eduardo Sarmiento, City Clerk



City of Hermosa Beach

City Hall
1315 Valley Drive
Hermosa Beach, CA 90254

Staff Report

Staff Report

REPORT 20-0742

**Honorable Mayor and Members of the Hermosa Beach City Council
Regular Meeting of November 24, 2020**

CHECK REGISTERS (Finance Director Viki Copeland)

Recommended Action:

Staff recommends that the City Council ratify the following check registers.

Attachments:

1. Check Register 10/29/2020
2. Check Register 11/5/2020
3. Check Register 11/10/2020

Respectfully Submitted by: Viki Copeland, Finance Director

Approved: Suja Lowenthal, City Manager

Check Register
CITY OF HERMOSA BEACH

Page: 1

10/29/2020 5:29:05PM

Bank code : boa

Voucher	Date	Vendor	Invoice	Description/Account	Amount
96071	10/29/2020	17339	3V SIGNS AND GRAPHICS LLC	11245	100 COVID-19 WORK SITE POSTERS
					157-2702-4305 838.00
					157-2702-4305 79.61
		17339		Total :	917.61
96072	10/29/2020	22070	ALEX GARAGE DOOR SERVICES	PO 35422	PD BIKE LOCKER GARAGE DOOR INSTALL
					301-8696-4201 4,500.00
		22070		Total :	4,500.00
96073	10/29/2020	09366	AQUA FLO	SI1600691/SI1608203	IRRIGATION SUPPLIES/SEP20
					001-6101-4309 956.94
		09366		Total :	956.94
96074	10/29/2020	17271	BARROWS, PATRICK	PO 35497	INSTRUCTOR PMT/CLASSES 9016/18/21/23/50
					001-4601-4221 1,835.40
				PO 35549	INSTRUCTOR PMT/CLASSES 9022/7/8/46
					001-4601-4221 1,530.90
		17271		Total :	3,366.30
96075	10/29/2020	00261	CA PEACE OFFICERS ASSOCIATION	256620	ANNUAL DEPT MEMBERSHIP
					001-2101-4315 1,150.00
				257760	ANNUAL PROFESSIONAL STAFF MEMBERSHIP
					001-2101-4315 200.00
		00261		Total :	1,350.00
96076	10/29/2020	20462	CONSTANT & ASSOCIATES, INC.	CA2020_561	EMERGENCY OPS PLAN DEVELOP/SEP20
					001-1201-4201 15,455.00
		20462		Total :	15,455.00
96077	10/29/2020	18627	CREATIVE INSTINCT, INC.	13473	K9 TRADING CARDS FOR K9 CHARLIE
					170-2105-4201 58.00
		18627		Total :	58.00
96078	10/29/2020	00364	DEPARTMENT OF JUSTICE	471093	MAT REQ 791407/FINGERPRINTING/SEP20
					001-1203-4251 330.00
		00364		Total :	330.00
96079	10/29/2020	11449	DEWEY PEST CONTROL	Account 1233239	SEWER RAT ABATEMENT/OCT20
					160-3102-4201 272.00

2b (1)

Check Register
CITY OF HERMOSA BEACH

Page: 2

10/29/2020 5:29:05PM

Bank code : boa

Voucher	Date	Vendor	Invoice	Description/Account	Amount
96079	10/29/2020	11449	DEWEY PEST CONTROL	(Continued)	Total : 272.00
96080	10/29/2020	21661	EMAS, MELANIE	PO 35540 REIMB/APA MEMBERSHIP	99.00
		21661		001-4101-4315	Total : 99.00
96081	10/29/2020	07853	EMPIRE PIPE CLEANING AND EQUIP	12002 CLEAN & VIDEO INSPECT SEWERS/SEP20	860.00
		07853		160-3102-4201	Total : 860.00
96082	10/29/2020	16932	FAMILY THEATRE INC	PO 35551 INSTRUCTOR PMT/CLASSES 9049/59/63/67	2,208.50
		16932		001-4601-4221	Total : 2,208.50
96083	10/29/2020	19884	FRONTIER	310-379-0652-126195 EOC LANDLINES 10/17/20-11/16/20	64.51
		19884		001-1201-4304	Total : 64.51
96084	10/29/2020	22098	GARCIA, ROLANDO J	PO 35541 VOIDED CITATIONS 35014439/35014440 REFUN	91.00
		22098		001-3302	Total : 91.00
96085	10/29/2020	15406	GENERAL INDUSTRIAL SUPPLY	1181735-01 MAT REQ 791173/NITRILE GLOVES (20 BOXES)	291.27
		15406		715-4206-4309	Total : 291.27
96086	10/29/2020	20627	GOLDEN TOUCH CLEANING, INC.	67519 CITY BLDGS/JANITORIAL/PORTER	6,861.00
		20627		001-4204-4201	3,866.69
				157-2702-4201	Total : 10,727.69
96087	10/29/2020	13330	HAJOCA CORPORATION	S159832363.001 REQ 008559/PIPE FOR METER POLES	277.37
		13330		001-3104-4309	Total : 277.37
96088	10/29/2020	09136	HERMOSA AUTOMOTIVE INC	47638 FORD RANGER/FUEL PUMP REPAIR	730.65
		09136		715-3302-4311	Total : 730.65
96089	10/29/2020	21536	LOS ANGELES HOME SERVICES LLC	1001 CITYWIDE HOLIDAY DECOR INSTALL PMT 1	

Check Register
CITY OF HERMOSA BEACH

Page: **3**

10/29/2020 5:29:05PM

Bank code : boa

Voucher	Date	Vendor	Invoice	Description/Account	Amount
96089	10/29/2020	21536	LOS ANGELES HOME SERVICES LLC	(Continued)	
		21536		001-3301-4201	8,797.44
				Total :	8,797.44
96090	10/29/2020	11919	MARK'S LOCK AND SAFE, INC.	0000034767	
				MAT REQ 874058/PW ENTRY KEYS (3)	
				001-1202-4305	60.94
			0000034816	REQ 874059/NIGHT DROP BOX REPAIR	
				001-1202-4305	460.50
		11919		Total :	521.44
96091	10/29/2020	20898	MCCORMICK AMBULANCE	244588	
				AMBULANCE TRANSPORT SERVICES/JUL20	
				001-1201-4201	21,070.00
			245468	AMBULANCE TRANSPORT SERVICES/AUG20	
				001-1201-4201	30,100.00
			246360	AMBULANCE TRANSPORT SERVICES/SEP20	
				001-1201-4201	27,520.00
		20898		Total :	78,690.00
96092	10/29/2020	18071	MERCHANTS LANDSCAPE SERVICES	56814	
				CITYWIDE PARK LANDSCAPING/SEP20	
				001-6101-4201	21,200.00
			56815	CITYWIDE MEDIAN LANDSCAPING/SEP20	
				105-2601-4201	3,600.00
		18071		Total :	24,800.00
96093	10/29/2020	18048	NATIONAL AUTO FLEET GROUP	PC96091	
				2020 FORD UTILITY HYBRID, BLACK & WHITE	
				715-2101-5403	43,783.57
		18048		Total :	43,783.57
96094	10/29/2020	22093	OC WRAPS INC	2547	
				JEEP WRANGLER GRAPHICS WRAPPING	
				715-2101-5403	700.00
		22093		Total :	700.00
96095	10/29/2020	19485	OPENGOV INC	INV-001768	
				BUDGET BUILDER REPORTING & ANALYSIS	
				001-1202-4201	7,000.00
		19485		Total :	7,000.00
96096	10/29/2020	03282	REDONDO BEACH, CITY OF	571238	
				CITY PROSECUTOR SERVICES/SEP20	
				001-1132-4201	16,667.00
		03282		Total :	16,667.00

Check Register
CITY OF HERMOSA BEACH

Page: **4**

10/29/2020 5:29:05PM

Bank code : boa

Voucher	Date	Vendor	Invoice	Description/Account	Amount
96097	10/29/2020	21153	RJ PRINTING & PROMOTIONAL	573	PROPERTY & EVIDENCE ENVELOPES
				001-2101-4309	913.38
				001-2101-4309	82.97
		21153		Total :	996.35
96098	10/29/2020	16921	ROUND STAR WEST LLC	PO 35503	INSTRUCTOR PMT/CLASSES 9034/35/40
				001-4601-4221	1,555.40
		16921		Total :	1,555.40
96099	10/29/2020	22099	SANG WOO, KIM	PO 35544	VOIDED CITATION NO. 40009869
				001-3302	53.00
		22099		Total :	53.00
96100	10/29/2020	17903	SHERWIN-WILLIAMS	42210/42738/50244	PAINTING SUPPLIES/SEP20
				001-3104-4309	416.09
		17903		Total :	416.09
96101	10/29/2020	08812	SOUTH BAY REGIONAL PUBLIC COMM	03910	DETECTIVES/20 FORD F-150/OUTFITTING
				715-2101-5403	2,462.35
				03911	OUTFIT 2020 TESLA MODEL 3
				715-2101-5403	2,061.52
		08812		Total :	4,523.87
96102	10/29/2020	00146	SPARKLETTS	4472788 100820	MAT REQ 987285/DRINKING WATER/SEP20
				001-4601-4305	98.17
		00146		Total :	98.17
96103	10/29/2020	18821	SPCALA	2020-0930	ANIMAL SHELTERING SERVICES/SEP20
				001-3302-4201	875.00
		18821		Total :	875.00
96104	10/29/2020	21538	SPECIALIZED ELEVATOR SERVICES	19158	PARK STRUC ELEVATOR PRESSURE TEST
				001-3304-4201	1,980.00
				19910	CITY HALL ELEVATOR MAINT/OCT20
				001-4204-4201	160.00
				19911	PRKNG STRUC ELEVATOR MAINT/OCT20
				001-4204-4201	79.78
				001-3304-4201	80.22
		21538		Total :	2,300.00

Check Register
CITY OF HERMOSA BEACH

Page: 5

10/29/2020 5:29:05PM

Bank code : boa

Voucher	Date	Vendor	Invoice	Description/Account	Amount
96105	10/29/2020	22110	STRAND & PIER HOLDING COMPANY	PO 35564	REIMB ACCT CLOSE OUT/STRAND PIER HOTEL
		22110		001-2105	39,041.64
				Total :	39,041.64
96106	10/29/2020	14019	SUNSTATE EQUIPMENT CO LLC	8617612-002	REQ 791048/CEMENT MIXER RENTAL
		14019		001-3104-4201	410.42
				Total :	410.42
96107	10/29/2020	00123	TRIANGLE HARDWARE	29574 thru 29587	MAINTENANCE SUPPLIES/OCT20
				001-3104-4309	382.81
				001-4204-4309	1,954.18
				001-6101-4309	213.30
				105-2601-4309	1,369.06
				715-4206-4309	33.11
				001-2021	50.99
				001-2022	-50.99
		00123		Total :	3,952.46
96108	10/29/2020	10155	TRUGREEN CHEMLAWN	130318006	FERTILIZE PIER AVENUE PALMS
				001-3301-4201	992.00
				130334473	FERTILIZE PIER PLAZA PALMS
				001-3301-4201	665.38
		10155		Total :	1,657.38
96109	10/29/2020	22097	VAN FOSSEN, ERIC	PO 35546	VOIDED CITATION NO. 33005778 REFUND
		22097		001-3302	53.00
				Total :	53.00
96110	10/29/2020	00371	WEST BASIN WATER ASSOCIATION	201005-8	MEMBERSHIP DUES 2020-2021
		00371		001-1101-4315	500.00
				Total :	500.00
96111	10/29/2020	01206	ZUMAR INDUSTRIES INC	89973	50 A-FRAMES FOR COVID-19 SIGNS
		01206		157-2702-4201	2,838.79
				Total :	2,838.79
201703062	10/20/2020	14691	ADMINSURE AS AGENT FOR THE	10/29/20 Check Run	WORK COMP CLAIMS REIMB/SEP20-OCT20
		14691		705-1217-4324	15,040.86
				Total :	15,040.86

Check Register
CITY OF HERMOSA BEACH

Page: 6

10/29/2020 5:29:05PM

Bank code : boa

Voucher	Date	Vendor	Invoice	Description/Account	Amount
590148677	9/16/2020	00170	SOCAL GAS	10/29/20 Check Run	734 PIER/CITY BLDGS/NATURAL GAS/AUG20
		00170		001-4204-4303	96.41
				Total :	96.41
650284207	9/22/2020	00170	SOCAL GAS	10/29/20 Check Run	CITY BLDGS/NATURAL GAS/AUG20
		00170		001-4204-4303	122.42
				Total :	122.42
940065885	10/20/2020	01397	EMPLOYMENT DEVELOPMENT DEPT	LetterID L0208284128	UNEMPLOYMENT/JAN20-MAR20/PENALTY
				705-1215-4186	1,081.00
				001-2026	1,081.00
				001-2027	-1,081.00
		01397		Total :	1,081.00
940162390	10/21/2020	00170	SOCAL GAS	10/29/20 Check Run	NATURAL GAS/CITY BLDGS/SEP20
		00170		001-4204-4303	269.25
				Total :	269.25
970149086	10/26/2020	13838	PITNEY BOWES INC	10/29/20 Check Run	POSTAGE METER REFILL/OCT20
		13838		001-1208-4305	1,000.00
				Total :	1,000.00
47 Vouchers for bank code : boa					Bank total : 300,396.80
47 Vouchers in this report					Total vouchers : 300,396.80

10/29/2020 5:29:05PM

Check Register
CITY OF HERMOSA BEACH

Page: 7

Bank code : boa

Voucher	Date	Vendor	Invoice	Description/Account	Amount
---------	------	--------	---------	---------------------	--------

"I hereby certify that the demands or claims covered by the checks listed on pages 1 to 7 inclusive, of the check register for 10/29/2020 are accurate funds are available for payment, and are in conformance to the budget."

By 

Finance Director

Date 10/29/2020

Check Register
CITY OF HERMOSA BEACH

Page: 1

11/05/2020 5:32:55PM

Bank code : boa

Voucher	Date	Vendor	Invoice	Description/Account	Amount
96112	11/5/2020	22100	AL-BASSAM, ALI	PO 35537	VOIDED CITATION NO. 43011207 REFUND 001-3302
		22100			38.00
				Total :	38.00
96113	11/5/2020	17442	ALMANZA, EDWARD P	14	CEQA CONSULTING/FEB20-SEP20 001-4104-4201
		17442			11,622.97
				Total :	11,622.97
96114	11/5/2020	17647	ANDERSON, MAUREEN	Parcel 4188-012-050	STREET LIGHT & SEWER TAX REBATE 001-6871
		17647		105-3105	124.12
					24.61
				Total :	148.73
96115	11/5/2020	08614	ASPEN ENVIRONMENTAL GROUP	3465.001-16	TRANSPACIFIC FIBER OPTIC EIR/SEP20 001-2108
		08614			702.50
				Total :	702.50
96116	11/5/2020	00321	AT&T	000015469139	PD COMPUTER CIRCUITS 9/13/20-10/12/20 001-2101-4304
		00321			138.66
				Total :	138.66
96117	11/5/2020	13361	AT&T MOBILITY	287298411168X1010202	PD/CSO/CELLS/TRUNK MODEMS/SEP20 001-2101-4304
		13361		001-3302-4304	477.39
					169.20
				Total :	646.59
96118	11/5/2020	17271	BARROWS, PATRICK	PO 35566	INSTRUCTOR PAYMENT/CLASS NO. 9022 001-4601-4221
		17271			252.00
				Total :	252.00
96119	11/5/2020	20942	BEST BEST & KRIEGER LLP	887287	CITY ATTORNEY/PERSONNEL/SEP20 001-1203-4201
		20942			5,643.40
				Total :	5,643.40
96120	11/5/2020	06409	BLUE DIAMOND MATERIALS	2039894	MAT REQ 435155/ONE TON SHEET MIX 001-3104-4309
		06409			90.65
				Total :	90.65
96121	11/5/2020	19447	CORBELL, PETER	Receipt 001-00773717	RESIDENT BLDG RPT DUP PMT REFUND

Check Register
CITY OF HERMOSA BEACH

Page: 2

11/05/2020 5:32:55PM

Bank code : boa

Voucher	Date	Vendor	Invoice	Description/Account	Amount
96121	11/5/2020	19447	CORBELL, PETER	(Continued)	
				001-3801	253.00
				715-6866	18.00
		19447		Total :	271.00
96122	11/5/2020	22117	CUNNINGHAM, JAMES	Receipt 001-00775019	
				RESIDENT BLDG RPT DUP PMT REFUND	
				001-3801	253.00
				715-6866	18.00
		22117		Total :	271.00
96123	11/5/2020	14909	DEPT OF INDUSTRIAL RELATIONS, STATE OF E 1750953 SN	PARKING STRUCTURE ELEVATOR INSPECTION	
				001-3304-4201	225.00
		14909		Total :	225.00
96124	11/5/2020	16932	FAMILY THEATRE INC	PO 35573	
				INSTRUCTOR PMT/CLASSES 9060/5/8	
				001-4601-4221	1,641.50
		16932		Total :	1,641.50
96125	11/5/2020	19884	FRONTIER	310-372-6186-0831895	
				2ND FL CANON FAX 10/16-11/15/20	
				001-1121-4304	12.36
				001-1141-4304	12.36
				001-1201-4304	12.36
				001-1202-4304	12.36
				001-1203-4304	12.37
		19884		Total :	61.81
96126	11/5/2020	00669	GASB	03170594	
				SUBSCRIPTION/JAN21-DEC21	
				001-1202-4317	292.00
		00669		Total :	292.00
96127	11/5/2020	22000	GENERAL TECHNOLOGIES & SOLUTIONS	090507-05	
				TRAFFIC ENGINEER/OUTDOOR DINE/AUG-OCT20	
				157-2702-4201	6,440.00
			190507-02	TRAFFIC ENGINEER/OUTDOOR DINE/AUG-OCT20	
				157-2702-4201	950.00
			190507-06	TRAFFIC ENGINEER/OUTDOOR DINE/OCT20	
				157-2702-4201	9,900.00
		22000		Total :	17,290.00
96128	11/5/2020	21597	GROH, MARK LEE	HB-009	
				CITATION HEARING EXAMINER/OCT20	
				001-1204-4201	96.00

Check Register
CITY OF HERMOSA BEACH

Page: **3**

11/05/2020 5:32:55PM

Bank code : boa

Voucher	Date	Vendor	Invoice	Description/Account	Amount
96128	11/5/2020	21597	GROH, MARK LEE	(Continued)	Total : 96.00
96129	11/5/2020	14204	HARTZOG & CRABILL, INC.	20-0537	TRAFFIC ENGINEERING/SKECHERS/AUG20
		14204		001-2131	157.50
				Total :	157.50
96130	11/5/2020	16742	INDEPENDENT STATIONERS	SI00409795	REQ 791266/PURELL/DISPENSERS/PENCILS
				157-2702-4201	12.47
				001-2101-4305	17.57
				157-2702-4201	1.18
				001-2101-4305	1.67
			SI00410557	MAT REQ 791267/LABELS/TAPE/PENS	
				001-2101-4305	55.79
		16742		Total :	88.68
96131	11/5/2020	00151	LA CO SHERIFFS DEPARTMENT	210204AL	JULY 4TH 2020 SUPPLEMENTAL POLICE
		00151		001-2101-4251	32,075.26
				Total :	32,075.26
96132	11/5/2020	10655	LILY PAD FLORAL DESIGN INC	3384	VETERANS DAY/VETERAN MEMORIAL FLOWERS
		10655		001-2120	351.45
				Total :	351.45
96133	11/5/2020	19487	M6 CONSULTING INC	1431-20	LAND USE PLAN CHECKS/AUG20
				001-4201-4201	6,315.00
				1432-20	LAND DEVELOP SRVCS/SKECHERS/AUG20
				001-2131	692.50
		19487		Total :	7,007.50
96134	11/5/2020	22106	MALDONADO, MICHAEL CHRISTIAN	PO 35543	VOIDED CITATION NO. 42001485
		22106		001-3302	48.00
				Total :	48.00
96135	11/5/2020	22029	MCGOVERN, AMBER	Receipt 2002569.003	CLASS 9092 DUPLICATE ENROLLMENT REFUND
		22029		001-2111	75.00
				Total :	75.00
96136	11/5/2020	22118	MILANI, NAHAL	Receipt 2002570.003	CLASS 9089 DUPLICATE ENROLLMENT REFUND
				001-2111	104.00

Check Register
CITY OF HERMOSA BEACH

Page: 4

11/05/2020 5:32:55PM

Bank code : boa

Voucher	Date	Vendor	Invoice	Description/Account	Amount
96136	11/5/2020	22118	MILANI, NAHAL	(Continued)	Total : 104.00
96137	11/5/2020	22053	NAKAMOTO, JOSHUA	PO 35436	PER DIEM/FIELD TRAINING OFFICER COURSE
		22053		001-2101-4312	75.00
				Total :	75.00
96138	11/5/2020	21033	NV5, INC	183741	ASSESSMENT ENGINEER/GREENWICH/SEP20
		21033		001-2133	4,062.82
				Total :	4,062.82
96139	11/5/2020	13114	OFFICE DEPOT	127973398001	MAT REQ 791207/COFFEE
				001-4202-4305	9.20
				128495832001	MAT REQ 791261/OFFICE SUPPLIES
				001-2101-4305	13.02
				128507781001	MAT REQ 791261/OFFICE SUPPLIES
				001-2101-4305	84.15
				128878582001	REQ 987283/LAMINATE POUCH FOR SIGNS
				157-2702-4305	74.71
				12915361001	MAT REQ 791405/OFFICE SUPPLIES
				001-1203-4305	68.83
		13114		Total :	249.91
96140	11/5/2020	14693	PARS	46590	ALT RETIREMENT PLAN ADMIN FEES/AUG20
				001-1101-4185	15.09
				001-1204-4185	1.41
				001-3302-4185	6.99
				001-4204-4185	13.08
				001-4101-4185	14.61
				001-4201-4185	14.61
				001-4601-4185	234.21
		14693		Total :	300.00
96141	11/5/2020	17130	PH&S PRODUCTS LLC	0013674-IN	3 CASES OF NITRILE GLOVES
		17130		157-2702-4305	420.00
				Total :	420.00
96142	11/5/2020	19378	PROPAC INC	371182	SHELTER SUPPLY CARTS (1 ANIMAL, 2 50-PEO
		19378		001-1201-5402	8,702.28
				Total :	8,702.28

Check Register
CITY OF HERMOSA BEACH

Page: 5

11/05/2020 5:32:55PM

Bank code : boa

Voucher	Date	Vendor	Invoice	Description/Account	Amount
96143	11/5/2020	11539	PROSUM TECHNOLOGY SERVICES	SIN028108	ONSITE TECHNICIAN/ADD'L DAY/SEP20
				715-1206-4201	2,184.00
			SIN028109	IT SUPPORT SERVICES/SEP20	
				715-1206-4201	16,096.21
			SIN028110	DATTO SERVER CLOUD LICENSING/SEP20	
				715-1206-4201	1,957.55
			SIN028127	REMOTE SUPPORT LICENSING/SEP20	
				157-2702-4201	248.00
			SIN028486	FIREWALL UPGRADE	
				715-1206-5405	7,952.06
				715-1206-5405	122.45
			SIN028704	ONSITE TECHNICIAN/ADD'L DAY/OCT20	
				715-1206-4201	2,184.00
			SIN028705	IT SUPPORT SERVICES/OCT20	
				715-1206-4201	16,096.21
			SIN028706	DATTO SERVER CLOUD LICENSING/OCT20	
				715-1206-4201	1,957.55
			SIN028729	REMOTE SUPPORT LICENSING/OCT20	
				157-2702-4201	260.00
		11539		Total :	49,058.03
96144	11/5/2020	13608	PSOMAS	166494/Prog Pmt 10	SEWER IMPROVE DESIGN/AUG20-SEP20
				160-8421-4201	14,221.00
		13608		Total :	14,221.00
96145	11/5/2020	13255	RED SECURITY GROUP, LLC	68625/Mat Req 791049	5 DO NOT DUPLICATE KEYS
				001-4204-4309	30.11
		13255		Total :	30.11
96146	11/5/2020	16276	ROBINSON, JOAN	Parcel 4186-018-015	STREET LIGHT & SEWER TAX REBATE
				001-6871	124.12
				105-3105	24.61
		16276		Total :	148.73
96147	11/5/2020	22116	ROY, ROBIN	Parcel 4187-014-028	STREET LIGHT & SEWER TAX REBATE
				001-6871	74.47
				105-3105	24.61
		22116		Total :	99.08

Check Register
CITY OF HERMOSA BEACH

Page: 6

11/05/2020 5:32:55PM

Bank code : boa

Voucher	Date	Vendor	Invoice	Description/Account	Amount
96148	11/5/2020	09491	SIGNVERTISE	9602	VETERANS MEMORIAL THANK YOU SIGN
				001-2120	430.30
				001-2120	40.88
		09491		Total :	471.18
96149	11/5/2020	00114	SMART & FINAL	3220630013618	MAT REQ 435209/JAIL/FORKS/CUPS/PLATES
				001-2101-4306	83.76
				3220630017131	REQ 435201/BRIEF RM COFFEE SUPPLIES
				001-2101-4305	48.60
				3220630019389	MAT REQ 435203/JAIL/CUPS & PLATES
				001-2101-4306	62.00
		00114		Total :	194.36
96150	11/5/2020	10764	SOUTH BAY CENTER FOR	PO 35577	DISPUTE RESOLUTION SRVCS/JUL20-SEP20
				001-1201-4201	1,400.00
		10764		Total :	1,400.00
96151	11/5/2020	00113	SOUTH BAY FIRE, INC.	185557	ANNUAL FIRE EXTINGUISHER INSPECTION
				001-4204-4201	2,253.66
		00113		Total :	2,253.66
96152	11/5/2020	00159	SOUTHERN CALIFORNIA EDISON CO	2-01-414-1071	ELECTRICITY/OCT20
				001-4204-4303	8,263.49
				105-2601-4303	254.99
				2-01-414-2152	ELECTRICITY/SEP20-OCT20
				001-6101-4303	997.87
				2-01-414-3747	ELECTRICITY/OCT20
				105-2601-4303	23.64
				2-01-414-4281	ELECTRICITY/SEP20-OCT20
				105-2601-4303	334.71
				2-29-332-0750	ELECTRICITY/OCT20
				105-2601-4303	116.90
		00159		Total :	9,991.60
96153	11/5/2020	20236	SPECTRUM BUSINESS	8448 30 030 0046247	CITY HALL CABLE/NOV20
				715-4204-4201	108.32
				8448 30 030 0241699	CITY HALL BACKUP INTERNET 10/17-11/16/20
				715-1206-4201	94.99
				8448 30 030 0350359	1301 HERMOSA/RCC CONNECT/NOV20

Check Register
CITY OF HERMOSA BEACH

Page: 7

11/05/2020 5:32:55PM

Bank code : boa

Voucher	Date	Vendor	Invoice	Description/Account	Amount
96153	11/5/2020	20236	SPECTRUM BUSINESS	(Continued)	
				001-2101-4304	149.99
			8448 30 030 0352413	1301 HERMOSA/540 PIER CONNECT/NOV20	
				001-2101-4304	276.49
			8448 30 030 0402150	1301 HERMOSA/540 PIER CONNECT/NOV20	
				001-2101-4304	792.95
		20236		Total :	1,422.74
96154	11/5/2020	10098	SPRINT	269424317-226	CSO TRUNK MODEMS/SEP20
				001-3302-4304	262.94
			551834312-226	COMM RES/CELL PHONES/SEP20	
				001-4601-4304	162.86
		10098		Total :	425.80
96155	11/5/2020	22105	TAUGNER, SHANE PATRICK	PO 35545	VOIDED CITATION NO. 38002423 REFUND
				001-3302	48.00
		22105		Total :	48.00
96156	11/5/2020	22009	TICK TOCK TONY	0246	PIER PLAZA/TOWER CLOCK MECHANISM INSTALL
				001-3301-4201	6,900.00
		22009		Total :	6,900.00
96157	11/5/2020	19082	T-MOBILE	Acct 946625962	WATCH COMM/RECORDS/CELLS/OCT20
				001-2101-4304	26.50
			Acct 954297746	YARD/CELL PHONES/HOTSPOTS/OCT20	
				001-4202-4304	285.47
		19082		Total :	311.97
96158	11/5/2020	14148	UPS	000023R146430	MAT REQ 435207/SHIP BADGE FOR REPAIR
				001-2101-4305	8.48
		14148		Total :	8.48
96159	11/5/2020	09374	US ARMOR	30036	MATEKO/BULLETPROOF VEST
				001-2101-4350	356.37
				150-2111-4350	356.36
		09374		Total :	712.73
96160	11/5/2020	03209	VERIZON WIRELESS	9864692855	COMM DEV CELL PHONES/SEP20
				001-4201-4304	169.01
			9865050384	TRUNK MODEMS/SEP20	

Check Register
CITY OF HERMOSA BEACH

Page: 8

11/05/2020 5:32:55PM

Bank code : boa

Voucher	Date	Vendor	Invoice	Description/Account	Amount
96160	11/5/2020	03209	VERIZON WIRELESS	(Continued)	
		03209		153-2106-4201	418.11
				Total :	587.12
96161	11/5/2020	15188	WILLDAN FINANCIAL SERVICES	010-45689	
				DISTRICT ADMIN/JUL20-SEP20	
				139-1219-4201	344.61
				135-1219-4201	363.38
		15188		Total :	707.99
96162	11/5/2020	17611	WOERNER, ROSEMARIE	Parcel 4182-019-017	
				STREET LIGHT & SEWER TAX REBATE	
				001-2111	148.73
		17611		Total :	148.73
2061749374	10/29/2020	14691	ADMINSURE AS AGENT FOR THE	11/5/20 Check Run	
				WORK COMP CLAIMS REIMB/OCT20	
				705-1217-4324	5,560.40
		14691		Total :	5,560.40
52 Vouchers for bank code : boa					Bank total : 187,850.92
52 Vouchers in this report					Total vouchers : 187,850.92

"I hereby certify that the demands or claims covered by the checks listed on pages 1 to 8 inclusive, of the check register for 11/5/2020 are accurate funds are available for payment, and are in conformance to the budget."

By 
Finance Director
Date 11/5/2020

Check Register
CITY OF HERMOSA BEACH

Page: 1

11/10/2020 5:36:17PM

Bank code : boa

Voucher	Date	Vendor	Invoice	Description/Account	Amount
96163	11/10/2020	21086	ABSOLUTE INTERNATIONAL SECURIT	2020101733	DOWNTOWN/PLAZA SECURITY/OCT20
		21086		001-2101-4201	2,511.96
				Total :	2,511.96
96164	11/10/2020	11437	ADMINISTRATIVE SERVICES CO OP	20073	TAXI VOUCHER PROGRAM/JUL20
				145-3404-4201	1,323.70
				20093	TAXI VOUCHER PROGRAM/SEP20
				145-3404-4201	1,341.30
				9580	TAXI VOUCHER PROGRAM/AUG20
				145-3404-4201	1,028.46
		11437		Total :	3,693.46
96165	11/10/2020	13361	AT&T MOBILITY	287016141723X1014202	PW ADMIN/FANGARY/CELL PHONES/SEP20
				001-4202-4304	155.05
				001-1101-4304	77.53
		13361		Total :	232.58
96166	11/10/2020	12387	BARTEL ASSOCIATES LLC	19-288	6/30/17 CALPERS REVIEW/APR19
				001-1202-4201	3,110.00
				19-357	6/30/17 CALPERS REVIEW/MAY19
				001-1202-4201	2,095.00
		12387		Total :	5,205.00
96167	11/10/2020	20942	BEST BEST & KRIEGER LLP	887275	GENERAL CITY ATTORNEY SERVICES/SEP20
				001-1131-4201	22,994.30
				887276	CITY ATTORNEY/NORTH SCHOOL MOU/SEP20
				001-1131-4201	93.50
				887277	ATTORNEY/GREENWICH UNDERGROUND/SEP20
				001-2133	11,251.20
				887278	ATTORNEY/PUBLIC RECORDS REQUESTS/SEP20
				001-1131-4201	13,045.80
				887279	CITY ATTORNEY SERVICES/COVID-19/SEP20
				157-2702-4201	5,057.82
				887280	CITY ATTORNEY/LAND USE/SEP20
				001-1131-4201	8,527.20
				887281	CITY ATTORNEY/CROSSFIT HORSEPOWER/SEP20
				705-1133-4201	9,629.60
				887282	CITY ATTORNEY/ROTH V TRAN/SEP20

2b (3)

Check Register
CITY OF HERMOSA BEACH

Page: 2

11/10/2020 5:36:17PM

Bank code : boa

Voucher	Date	Vendor	Invoice	Description/Account	Amount
96167	11/10/2020	20942	BEST BEST & KRIEGER LLP	(Continued)	
				705-1133-4201	8,989.70
			887283	ATTORNEY/HERMOSA FITNESS V CITY/SEP20	
				705-1133-4201	1,013.40
			887284	CITY ATTORNEY/FANGARY V CITY/SEP20	
				705-1133-4201	4,813.30
			887286	CITY ATTORNEY/CITY V STEVE PULS/SEP20	
				705-1133-4201	1,333.80
			887288	CITY ATTORNEY/TELECOMMUNICATIONS/SEP20	
				001-1131-4201	1,990.80
		20942		Total :	88,740.42
96168	11/10/2020	08482	BOUNDTREE MEDICAL LLC	37567382	
				MAT REQ 791273/SANI-CLOTH WIPES	
				157-2702-4305	132.26
		08482		Total :	132.26
96169	11/10/2020	21720	CAPITAL WHOLESALE LIGHTING	35321	
				REPLACEMENT STRAND LIGHT POLE	
				001-3301-4201	1,252.50
			431590	MAT REQ 435111/ELECTRICAL SUPPLIES	
				105-2601-4309	348.39
			431920	MAT REQ 435154/ELECTRICAL SUPPLIES	
				105-2601-4309	203.96
		21720		Total :	1,804.85
96170	11/10/2020	20786	COMMLINE, INC.	0254493-IN	
				EOC RADIO CONTROL STATION INSTALL	
				715-2101-5405	2,760.00
		20786		Total :	2,760.00
96171	11/10/2020	22121	CRUDEN, ANDREA	Receipt 2002574.003	
				CLASS 9089 WITHDRAWAL REFUND	
				001-2111	89.00
		22121		Total :	89.00
96172	11/10/2020	11449	DEWEY PEST CONTROL	Account 759408	
				CITY BLDGS/PEST CONTROL/OCT20	
				001-4204-4201	749.00
		11449		Total :	749.00
96173	11/10/2020	18263	DIV OF THE STATE ARCHITECT	PO 35539	
				BUSINESS LICENSE CASP FEES/JUL20-SEP20	
				001-6851	310.60
		18263		Total :	310.60

Check Register
CITY OF HERMOSA BEACH

Page: 3

11/10/2020 5:36:17PM

Bank code : boa

Voucher	Date	Vendor	Invoice	Description/Account	Amount
96174	11/10/2020	12160	D-PREP LLC	PO 35567	MATEKO/PRELIMINARY ALCOHOL SCREENING 001-2101-4312
		12160			146.00
				Total :	146.00
96175	11/10/2020	00181	EASY READER	HD20-037 thru 43	LEGAL ADS/AUG20-SEP20 001-1121-4323
		00181			996.38
				Total :	996.38
96176	11/10/2020	07853	EMPIRE PIPE CLEANING AND EQUIP	12010	CLEAN & VIDEO INSPECT SEWERS/OCT20 160-3102-4201
		07853			8,010.00
				Total :	8,010.00
96177	11/10/2020	01962	FEDERAL EXPRESS CORP	7-153-52450	RETURN TESTS TO DONNOE (VENDOR)~ 001-1203-4201
				7-160-30300	REQ 791208/ASSESS DOCS TO J. COOPER 001-4202-4305
		01962			43.58
				Total :	100.26
96178	11/10/2020	15406	GENERAL INDUSTRIAL SUPPLY	1182078-01	MAT REQ 791459/DRILL BATTERIES 001-6101-4309
				1182079-01	MAT REQ 791045/DRILL BATTERY 001-6101-4309
				1182080-01	MAT REQ 91457/DRILL BATTERY & CHARGER 001-6101-4309
		15406			125.71
				Total :	774.58
96179	11/10/2020	10836	GRAINGER	9691178405	MAT REQ 791181/COMPRESSOR OIL 715-3104-4311
				9705656768	MAT REQ 791460/STRAND LIGHT BALLAST 105-2601-4309
		10836			66.49
				Total :	190.60
96180	11/10/2020	07547	HINDERLITER DE LLAMAS AND ASSC	SIN003589	SALES TAX AUDIT/JAN20-MAR20 001-2024
		07547			1,904.74
				Total :	1,904.74
96181	11/10/2020	15141	HONDA MD INC, STEPHAN T	00108755	DETAINEE BLOOD DRAWS/MAY20 001-2101-4201
				00109736	DETAINEE BLOOD DRAWS/JUN20 001-2101-4201
					63.60
					127.20

Check Register
CITY OF HERMOSA BEACH

Page: 4

11/10/2020 5:36:17PM

Bank code : boa

Voucher	Date	Vendor	Invoice	Description/Account	Amount
96181	11/10/2020	15141	HONDA MD INC, STEPHAN T	(Continued)	Total : 190.80
96182	11/10/2020	21552	K9 SERVICES LLC	HPD-10	K9 OFFICER MAINTENANCE TRAINING/OCT20
		21552		170-2105-4317	250.00
				Total :	250.00
96183	11/10/2020	00118	LA SUPERIOR COURT - TORRANCE	PO 35553	CITATION PAYMENT SURCHARGES/SEP20
		00118		001-3302	71,085.30
				Total :	71,085.30
96184	11/10/2020	00167	LEARNED LUMBER	B708850 to B721450	MAINTENANCE SUPPLIES/OCT20
		00167		001-3104-4201	621.12
				Total :	621.12
96185	11/10/2020	21550	LIBERTY MFG. INC.	250	SHOOTING RANGE CLEANING SERVICE
				001-2101-4201	715.00
				251	CREDIT FOR BULLETS & SHELLS
				001-2101-4201	-59.70
		21550		Total :	655.30
96186	11/10/2020	18312	MANIACI INSURANCE SERVICES	937	BENEFITS CONNECT ADMIN/OCT20
		18312		001-1203-4201	599.76
				Total :	599.76
96187	11/10/2020	00728	MC MASTER-CARR SUPPLY CO.	47632289	MAT REQ 791184/SPEED TRAILER PARTS
		00728		715-2101-4311	88.99
				Total :	88.99
96188	11/10/2020	22119	MIRANDA, ERICA	Receipt 2002576.003	CLASS 9086 REFUND/SCHEDULE CONFLICT
		22119		001-2111	89.00
				Total :	89.00
96189	11/10/2020	13114	OFFICE DEPOT	131525147001	REQ 791263/FILE FOLDERS FOR RECORDS
				001-2101-4305	61.53
				131839570001	MAT REQ 863084/OFFICE SUPPLIES
				001-4101-4305	66.39
				132198413001	MAT REQ 791265/OFFICE SUPPLIES
				001-2101-4305	79.90
				132389300001	MAT REQ 791055/OFFICE SUPPLIES
				001-1202-4305	22.97

Check Register
CITY OF HERMOSA BEACH

Page: 5

11/10/2020 5:36:17PM

Bank code : boa

Voucher	Date	Vendor	Invoice	Description/Account	Amount
96189	11/10/2020	13114	OFFICE DEPOT	(Continued)	
				001-1208-4305	20.78
			132389874001	MAT REQ 791055/OFFICE SUPPLIES	
				001-1208-4305	73.26
			133423492001	MAT REQ 791047/YARD OFFICE SUPPLIES	
				001-4202-4305	56.09
		13114		Total :	380.92
96190	11/10/2020	14694	PARTEK SOLUTIONS INC	24867	PARKING METER PAPER ROLLS/OCT20
				001-3302-4309	692.44
		14694		Total :	692.44
96191	11/10/2020	01911	PROVIDENCE MEDICAL	GuarantorID 1010127	MAT REQ 435211/SART EXAM/SEP20~
				001-2101-4201	900.00
		01911		Total :	900.00
96192	11/10/2020	17676	PRUDENTIAL OVERALL SUPPLY	42557938 to 42564112	YARD UNIFORMS, TOWELS, &/OR MATS/OCT20
				001-2101-4309	66.16
				001-3104-4309	48.36
				001-3302-4309	59.56
				001-4202-4314	291.68
				001-4204-4309	159.92
				715-4206-4309	39.36
		17676		Total :	665.04
96193	11/10/2020	11266	RAVEL, FRANCOISE	Parcel 4169-037-018	STREET LIGHT & SEWER TAX REBATE
				001-6871	124.12
				105-3105	24.61
		11266		Total :	148.73
96194	11/10/2020	13255	RED SECURITY GROUP, LLC	61108	REPLACE 2 BACK PD DOOR KEYPADS
				715-4204-4201	1,313.15
		13255		Total :	1,313.15
96195	11/10/2020	21001	ROBERTS, LAUREL LEE	Parcel 4183-014-017	STREET LIGHT & SEWER TAX REBATE
				001-6871	124.12
				105-3105	24.61
		21001		Total :	148.73
96196	11/10/2020	16970	RYDER, LISA R	PO 34262	GREEN BUSINESS PROGRAM/APR20-AUG20

Check Register
CITY OF HERMOSA BEACH

Page: 6

11/10/2020 5:36:17PM

Bank code : boa

Voucher	Date	Vendor	Invoice	Description/Account	Amount
96196	11/10/2020	16970	RYDER, LISA R	(Continued)	
		16970		150-1221-4201	5,150.00
				Total :	5,150.00
96197	11/10/2020	07158	SIEMENS INDUSTRY INC	5620030564	TRAFFIC SIGNAL MAINT/AUG20
				001-3104-4201	630.00
			5620030891	TRAFFIC SIGNAL MAINTENANCE/SEP20	
				001-3104-4201	340.00
		07158		Total :	970.00
96198	11/10/2020	06060	SOUTH COAST AQMD	3707514	YARD PAINT SPRAY EQUIP FEES 20/21
				001-3104-4251	1,059.36
			3708879	YARD PAINT SPRAY EQUIP FEES 20/21	
				001-3104-4251	136.40
		06060		Total :	1,195.76
96199	11/10/2020	15398	SRK PROMOTIONAL ADVERTISING	4471	CUSTOM PARKING METER PAPER ROLLS
				001-3302-4309	865.00
				001-3302-4309	76.00
		15398		Total :	941.00
96200	11/10/2020	22009	TICK TOCK TONY	0235 Dup Pmt	CREDIT/DUPLICATE PAYMENT MADE 10/8/20
				001-3301-4201	-700.00
			0246	PIER PLAZA/TOWER CLOCK MECHANISM INSTALL	
				001-3301-4201	6,900.00
		22009		Total :	6,200.00
96201	11/10/2020	21146	TIREHUB LLC	15185218 to 16542909	VEHICLE TIRES/AUG20-OCT20
				715-2101-4311	1,647.11
				715-3104-4311	546.19
		21146		Total :	2,193.30
96202	11/10/2020	15279	TR COPY & PRINTING COMPANY	7781	500 DAILY PARKING PERMITS
				001-1204-4305	145.00
				001-1204-4305	13.78
		15279		Total :	158.78
96203	11/10/2020	20670	TURBODATA SYSTEMS, INC.	33594	TICKET WRITER WIRELESS FEES/NOV20-JAN21
				001-3302-4201	3,750.00

Check Register
CITY OF HERMOSA BEACH

Page: 7

11/10/2020 5:36:17PM

Bank code : boa

Voucher	Date	Vendor	Invoice	Description/Account	Amount
96203	11/10/2020	20670	TURBODATA SYSTEMS, INC.	(Continued)	Total : 3,750.00
96204	11/10/2020	14528	UNION BANK OF CALIFORNIA, PARS #67460 PO 35414	PARS/OPEB CONTRIBUTIONS/NOV20	
				001-1101-4190	141.00
				001-1121-4190	607.00
				001-1201-4190	2,349.00
				001-1202-4190	1,908.00
				001-1203-4190	721.00
				001-1204-4190	1,062.00
				001-2101-4190	14,819.00
				001-3104-4190	995.00
				001-3301-4190	100.00
				001-3302-4190	3,197.00
				001-4101-4190	1,378.00
				001-4201-4190	1,414.00
				001-4202-4190	2,267.00
				001-4204-4190	734.00
				001-4601-4190	1,095.00
				001-6101-4190	944.00
				105-2601-4190	199.00
				160-3102-4190	257.00
				161-3109-4190	179.00
				715-4206-4190	536.00
		14528		Total :	34,902.00
96205	11/10/2020	01938	V & V MANUFACTURING, INC.	51616	DETECTIVE SERGEANT BADGE #169
				51702	001-2101-4314
					126.11
					RENUMBER BADGES TO REFLECT SERIAL NUMBER
					001-2101-4314
					436.85
					001-2101-4314
					29.36
					001-3302-4314
					10.81
		01938		Total :	603.13
96206	11/10/2020	09672	VCA COAST ANIMAL HOSPITAL	401449271	K9 OFFICER CHARLIE/VET SRVCS/OCT20
					170-2105-4201
					249.94
				401449278	K9 OFFICER CHARLIE VET SRVCS/OCT20
					170-2105-4201
					52.44
		09672		Total :	302.38

Check Register
CITY OF HERMOSA BEACH

Page: 8

11/10/2020 5:36:17PM

Bank code : boa

Voucher	Date	Vendor	Invoice	Description/Account	Amount
96207	11/10/2020	18666	VERIZON BUSINESS SERVICES	71631783	VOIP PHONES/COMM RES/SEP20 001-4601-4304
				71631791	VOIP PHONES/EOC GYM/SEP20 001-1201-4304
		18666			61.84
				Total :	203.99
96208	11/10/2020	22120	WEAVER, EMILY	Receipt 2002573.003	CLASS 9090 REFUND/SCHEDULE CONFLICT 001-2111
		22120			60.00
				Total :	60.00
96209	11/10/2020	13359	WITTMAN ENTERPRISES LLC	2009062	AMBULANCE TRANSPORT BILLING/SEP20 001-1202-4201
		13359			1,481.08
				Total :	1,481.08
96210	11/10/2020	18707	YANG, ANN	PO 35434	REIMB/CM ASSISTANT FAREWELL 001-1201-4305
					293.84
				PO 35471	001-1201-4305
					14.09
					REIMB/LEAGUE CA CITIES CONF REGISTR 001-1101-4317
					200.00
					001-1201-4317
		18707			50.00
				Total :	557.93
96211	11/10/2020	19574	YOUNGBLOOD AND ASSOCIATES, ERVIN L	1283A	POLYGRAPH EXAM/OCT20 001-2101-4201
		19574			350.00
				Total :	350.00
96212	11/10/2020	01206	ZUMAR INDUSTRIES INC	90190	MAT REQ 987177/ONE WAY SIGNS (10) 001-3104-4309
				90253	MAT REQ 987176/STREET SIGN MAINT 001-3104-4309
				90377	MAT REQ 987180/STREET NAME SIGNS (2) 001-3104-4309
				90378	MAT REQ 987179/STREET NAME SIGNS (2) 001-3104-4309
				90379	MAT REQ 987178/STREET NAME SIGNS (2) 001-3104-4309
					571.87
		01206			Total :
					2,529.58
20314362	10/29/2020	14691	ADMINSURE AS AGENT FOR THE	11/10/20 Check Run	WORK COMP CLAIMS REIMB/OCT20 705-1217-4324
					20,444.52

11/10/2020 5:36:17PM


Check Register
CITY OF HERMOSA BEACH

Page: 9

Bank code : boa

Voucher	Date	Vendor	Invoice	Description/Account	Amount
20314362	10/29/2020	14691	ADMINSURE AS AGENT FOR THE	(Continued)	Total : 20,444.52
51 Vouchers for bank code : boa					Bank total : 278,284.49
51 Vouchers in this report					Total vouchers : 278,284.49

"I hereby certify that the demands or claims covered by the checks listed on pages 1 to 9 inclusive, of the check register for 11/10/2020 are accurate funds are available for payment, and are in conformance to the budget."

By 
Finance Director
Date 11/10/2020



Staff Report

Staff Report

REPORT 20-0755

**Honorable Mayor and Members of the Hermosa Beach City Council
Regular Meeting of November 24, 2020**

**REVENUE REPORT, EXPENDITURE REPORT, COVID-19 REVENUE TRACKING REPORT, AND
CIP REPORT BY PROJECT FOR OCTOBER 2020**

(Finance Director Viki Copeland)

Recommended Action:

Staff recommends that the City Council receive and file the October 2020 Financial Reports.

Summary:

Attached are the October 2020 Revenue and Expenditure reports. The reports provide detail by revenue account and by department for expenditures, with summaries by fund at the end of each report.

General Fund revenue is 18.3% received for 33.3% of the fiscal year. The General Fund revenue, particularly tax revenue, is not received incrementally. Adjusting for tax revenue would bring the total to 35.5%.

General Fund expenditures are 34.7% expended for 33.3% of the fiscal year. Expenditures do not necessarily occur on an incremental basis.

The COVID-19 Revenue Tracking Report for October 2020 has been included to track the impact of COVID-19 on the City's General Fund revenue by providing a comparison of the City's revenue in 2021-21 with 2019-20 and 2018-19. The report provides a summary by revenue category and detail information by individual revenue account. The report also compares the year-to-date percentage of budget received by fiscal year as an indication of how current revenue received compares with the same time period for the two previous fiscal years. While some accounts are up over the prior year and some accounts are down, the overall percentage of budget received of 18.3% compares favorably with the percentage received at this point in 2019-20 of 17.5%.

This CIP Report groups the funding for each project together, which is similar to how the projects are shown in the budget. In the regular Expenditure Report, the CIPs appear at the end of each fund;

Staff Report

REPORT 20-0755

therefore, the total funding is not displayed in one place.

The June 2020 CIP report is unchanged from the last update and is therefore not included with this staff report.

Attachments:

1. October 2020 Revenue Report
2. October 2020 Expenditure Report
3. COVID-19 Revenue Tracking Report for October 2020 Summary
4. COVID-19 Revenue Tracking Report for October 2020 Detail
5. October 2020 CIP Report by Project

Respectfully Submitted by: Viki Copeland, Finance Director

Approved: Suja Lowenthal, City Manager

revstat.rpt
11/19/2020 4:57PM
Periods: 0 through 4

Revenue Status Report

Page: 1

CITY OF HERMOSA BEACH
7/1/2020 through 10/31/2020

001 General Fund

<u>Account Number</u>	<u>Adjusted Estimate</u>	<u>Revenues</u>	<u>Year-to-date Revenues</u>	<u>Balance</u>	<u>Prct Rcvd</u>
3100 Taxes					
3101 Current Year Secured	15,939,215.00	0.00	0.00	15,939,215.00	0.00
3102 Current Year Unsecured	572,826.00	434,257.59	434,257.59	138,568.41	75.81
3103 Prior Year Collections	0.00	13,852.04	13,852.04	-13,852.04	0.00
3106 Supplemental Roll SB813	332,773.00	79,795.23	79,795.23	252,977.77	23.98
3107 Transfer Tax	252,800.00	118,115.54	118,115.54	134,684.46	46.72
3108 Sales Tax	2,750,820.00	488,132.55	488,132.55	2,262,687.45	17.74
3109 1/2 Cent Sales Tx Ext	226,706.00	38,352.44	38,352.44	188,353.56	16.92
3110 Spectrum Cable TV Franchise	180,000.00	0.00	0.00	180,000.00	0.00
3111 Electric Franchise	77,790.00	0.00	0.00	77,790.00	0.00
3112 Gas Franchise	40,597.00	0.00	0.00	40,597.00	0.00
3113 Refuse Franchise	254,418.00	70,344.28	70,344.28	184,073.72	27.65
3114 Transient Occupancy Tax	1,440,460.00	635,552.56	635,552.56	804,907.44	44.12
3115 Business License	732,024.00	238,913.54	238,913.54	493,110.46	32.64
3120 Utility User Tax	2,147,057.00	534,010.28	534,010.28	1,613,046.72	24.87
3122 Property tax In-lieu of Veh Lic Fees	3,126,440.00	0.00	0.00	3,126,440.00	0.00
3123 Frontier Cable Franchise Fee	171,000.00	0.00	0.00	171,000.00	0.00
Total Taxes	28,244,926.00	2,651,326.05	2,651,326.05	25,593,599.95	9.39
3200 Licenses And Permits					
3202 Dog Licenses	18,000.00	16,854.50	16,854.50	1,145.50	93.64
3204 Building Permits	688,000.00	153,032.22	153,032.22	534,967.78	22.24
3205 Electric Permits	67,200.00	20,489.00	20,489.00	46,711.00	30.49

Page: 1

Revenue Status Report

CITY OF HERMOSA BEACH
 7/1/2020 through 10/31/2020

001 General Fund

<i>Account Number</i>	<i>Adjusted Estimate</i>	<i>Revenues</i>	<i>Year-to-date Revenues</i>	<i>Balance</i>	<i>Prct Rcvd</i>
3206 Plumbing Permits	58,800.00	16,748.00	16,748.00	42,052.00	28.48
3207 Occupancy Permits	16,000.00	4,941.00	4,941.00	11,059.00	30.88
3208 Grease Trap Permits	2,380.00	1,229.00	1,229.00	1,151.00	51.64
3209 Garage Sales	70.00	56.00	56.00	14.00	80.00
3211 Banner Permits	980.00	56.00	56.00	924.00	5.71
3213 Animal Redemption Fee	400.00	0.00	0.00	400.00	0.00
3214 Amplified Sound Permit	2,868.00	-204.00	-204.00	3,072.00	-7.11
3215 Temporary Sign Permit	440.00	0.00	0.00	440.00	0.00
3219 Newsrack Permits	162.00	84.00	84.00	78.00	51.85
3226 Admin Permit - Limited Outdoor Seating	0.00	513.00	513.00	-513.00	0.00
3227 Mechanical Permits	46,200.00	12,268.00	12,268.00	33,932.00	26.55
3228 Concealed Weapons Permit	100.00	0.00	0.00	100.00	0.00
3230 Temporary Minor Special Event Permit	2,565.00	0.00	0.00	2,565.00	0.00
3236 Drone Permit Fee	1,450.00	1,090.00	1,090.00	360.00	75.17
3239 A-Frame sign Permit	266.00	0.00	0.00	266.00	0.00
Total Licenses And Permits	905,881.00	227,156.72	227,156.72	678,724.28	25.08
3300 Fines & Forfeitures					
3301 Municipal Court Fines	0.00	13,148.69	13,148.69	-13,148.69	0.00
3302 Court Fines /Parking	1,004,230.00	914,005.35	914,005.35	90,224.65	91.02
3305 Administrative Fines	7,000.00	31,300.01	31,300.01	-24,300.01	447.14
3306 Nuisance Abatement- Restrooms	22,000.00	7,700.00	7,700.00	14,300.00	35.00
Total Fines & Forfeitures	1,033,230.00	966,154.05	966,154.05	67,075.95	93.51

Revenue Status Report

CITY OF HERMOSA BEACH
 7/1/2020 through 10/31/2020

001 General Fund

<i>Account Number</i>	<i>Adjusted Estimate</i>	<i>Revenues</i>	<i>Year-to-date Revenues</i>	<i>Balance</i>	<i>Prct Rcvd</i>
3400 Use Of Money & Property					
3401 Interest Income	201,627.00	6,282.90	6,282.90	195,344.10	3.12
3404 Community Center Leases	12,700.00	5,518.26	5,518.26	7,181.74	43.45
3405 Community Center Rentals	103,430.00	19,145.50	19,145.50	84,284.50	18.51
3406 Community Center Theatre	46,150.00	0.00	0.00	46,150.00	0.00
3418 Special Events	52,540.00	0.00	0.00	52,540.00	0.00
3422 Beach/Plaza Promotions	30,000.00	0.00	0.00	30,000.00	0.00
3425 Ground Lease	40,366.00	9,845.40	9,845.40	30,520.60	24.39
3427 Cell Site License- Sprint	44,291.00	16,875.68	16,875.68	27,415.32	38.10
3428 Cell Site License - Verizon	34,733.00	8,597.19	8,597.19	26,135.81	24.75
3429 Inmate Phone Services	1,000.00	0.00	0.00	1,000.00	0.00
3431 Storage Facility Operating Lease	180,000.00	80,000.00	80,000.00	100,000.00	44.44
3432 Film Permits	55,760.00	0.00	0.00	55,760.00	0.00
3450 Investment Discount	62.00	12.41	12.41	49.59	20.02
Total Use Of Money & Property	802,659.00	146,277.34	146,277.34	656,381.66	18.22
3500 Intergovernmental/State					
3507 Highway Maintenance	2,300.00	0.00	0.00	2,300.00	0.00
3508 Mandated Costs	11,000.00	7,991.38	7,991.38	3,008.62	72.65
3509 Homeowner Property Tax Relief	82,723.00	0.00	0.00	82,723.00	0.00
3510 POST	24,579.00	0.00	0.00	24,579.00	0.00
3511 STC-Service Officer Training	7,200.00	0.00	0.00	7,200.00	0.00
3575 VLF Coll Excess of \$14m-Rev code 11001.5	15,708.00	0.00	0.00	15,708.00	0.00

Revenue Status Report

CITY OF HERMOSA BEACH
7/1/2020 through 10/31/2020

001 General Fund

<u>Account Number</u>	<u>Adjusted Estimate</u>	<u>Revenues</u>	<u>Year-to-date Revenues</u>	<u>Balance</u>	<u>Prct Rcvd</u>
Total Intergovernmental/State	143,510.00	7,991.38	7,991.38	135,518.62	5.57
3800 Current Service Charges					
3801 Residential Inspection	50,600.00	27,071.00	27,071.00	23,529.00	53.50
3802 Planning Sign Permit/Master Sign Program	10,185.00	1,968.00	1,968.00	8,217.00	19.32
3803 Negative Declaration	3,503.00	0.00	0.00	3,503.00	0.00
3804 General Plan Maintenance Fees	180,100.00	23,481.00	23,481.00	156,619.00	13.04
3805 Amendment to Planning Entitlement	26,484.00	17,656.00	17,656.00	8,828.00	66.67
3808 Zone Variance Review	3,861.00	0.00	0.00	3,861.00	0.00
3809 Tentative Map Review	19,284.00	2,410.50	2,410.50	16,873.50	12.50
3810 Final Map Review	2,888.00	722.00	722.00	2,166.00	25.00
3811 Zone Change	4,176.00	0.00	0.00	4,176.00	0.00
3812 Conditional Use Permit - Comm/Other	15,030.00	0.00	0.00	15,030.00	0.00
3813 Plan Check Fees	252,000.00	117,998.23	117,998.23	134,001.77	46.82
3815 Public Works Services	84,430.00	40,336.71	40,336.71	44,093.29	47.78
3816 Utility Trench Service Connect Permit	96,568.00	47,564.73	47,564.73	49,003.27	49.26
3817 Address Change Request Fee	2,480.00	992.00	992.00	1,488.00	40.00
3818 Police Services	2,400.00	1,068.00	1,068.00	1,332.00	44.50
3819 Jail Services	2,730.00	0.00	0.00	2,730.00	0.00
3821 Daily Permit Lot A/Parking Structure	26,167.00	9,610.00	9,610.00	16,557.00	36.73
3823 Special Event Security/Police	52,000.00	0.00	0.00	52,000.00	0.00
3824 500' Noticing	19,376.00	6,920.00	6,920.00	12,456.00	35.71
3825 Public Notice Posting	4,675.00	1,870.00	1,870.00	2,805.00	40.00
3827 Library Grounds Maintenance	9,586.00	0.00	0.00	9,586.00	0.00

Revenue Status Report

CITY OF HERMOSA BEACH
 7/1/2020 through 10/31/2020

001 General Fund

<i>Account Number</i>	<i>Adjusted Estimate</i>	<i>Revenues</i>	<i>Year-to-date Revenues</i>	<i>Balance</i>	<i>Prct Rcvd</i>
3831 Non-Utility Street Excavation Permit	41,640.00	17,069.00	17,069.00	24,571.00	40.99
3834 Encroachment Permit	0.00	2,626.85	2,626.85	-2,626.85	0.00
3836 Refund Transaction Fee	465.00	990.00	990.00	-525.00	212.90
3837 Returned Check Charge	1,000.00	50.00	50.00	950.00	5.00
3839 Photocopy Charges	300.00	109.00	109.00	191.00	36.33
3840 Ambulance Transport	597,213.00	147,413.21	147,413.21	449,799.79	24.68
3841 Police Towing	84,750.00	27,565.00	27,565.00	57,185.00	32.53
3842 Parking Meters	1,216,953.00	736,181.61	736,181.61	480,771.39	60.49
3843 Parking Permits-Annual	387,000.00	24,282.50	24,282.50	362,717.50	6.27
3844 Daily Parking Permits	2,000.00	1,320.00	1,320.00	680.00	66.00
3845 Lot A Revenue	250,014.00	171,846.50	171,846.50	78,167.50	68.73
3846 No Pier Pkg Structure Revenue	320,896.00	129,230.75	129,230.75	191,665.25	40.27
3847 In Lieu Fee / Parking Facility	57,800.00	57,800.00	57,800.00	0.00	100.00
3848 Driveway Permits	3,500.00	1,736.00	1,736.00	1,764.00	49.60
3849 Guest Permits	622.00	138.00	138.00	484.00	22.19
3850 Contractors Permits	40,000.00	17,986.00	17,986.00	22,014.00	44.97
3851 Cash Key Revenue	0.00	142.50	142.50	-142.50	0.00
3852 Recreation Program Transaction Fee	26,475.00	14,925.00	14,925.00	11,550.00	56.37
3855 Bus Passes	900.00	0.00	0.00	900.00	0.00
3856 500' - 2nd Noticing	1,653.00	0.00	0.00	1,653.00	0.00
3857 Parking Plan Application	9,246.00	9,246.00	9,246.00	0.00	100.00
3858 Monthly Permit Lot A/Parking Structure	47,393.00	26,040.00	26,040.00	21,353.00	54.94
3859 Admin Permit - Abandon CUP	662.00	0.00	0.00	662.00	0.00
3861 Fire Alarm Sys Insp - New Installation	0.00	6.00	6.00	-6.00	0.00

Revenue Status Report

CITY OF HERMOSA BEACH
 7/1/2020 through 10/31/2020

001 General Fund

<i>Account Number</i>	<i>Adjusted Estimate</i>	<i>Revenues</i>	<i>Year-to-date Revenues</i>	<i>Balance</i>	<i>Prct Rcvd</i>
3862 Alarm Permit Fee	5,565.00	1,008.00	1,008.00	4,557.00	18.11
3865 Lot B Revenue	47,328.00	39,247.25	39,247.25	8,080.75	82.93
3867 Precise Development Plans	16,147.00	5,203.00	5,203.00	10,944.00	32.22
3868 Public Noticing/300 Ft Radius	4,160.00	4,160.00	4,160.00	0.00	100.00
3877 Business License Registration	6,166.00	4,016.00	4,016.00	2,150.00	65.13
3879 Business License Renewal Fee	14,231.00	13,989.00	13,989.00	242.00	98.30
3880 Tobacco Retailer Application	2,080.00	0.00	0.00	2,080.00	0.00
3881 Tobacco Retailer Renewal	4,956.00	0.00	0.00	4,956.00	0.00
3883 Final/Tentative Map Extension	1,016.00	1,016.00	1,016.00	0.00	100.00
3884 Lot Line Adjustment	6,874.00	0.00	0.00	6,874.00	0.00
3886 Text Amendment/Private	5,847.00	0.00	0.00	5,847.00	0.00
3888 Slope/Grade Height Determination	8,739.00	0.00	0.00	8,739.00	0.00
3890 300 Ft Radius Noticing/Appeal to CC	248.00	0.00	0.00	248.00	0.00
3891 Appeal of Ping Comm Action to Council	2,577.00	0.00	0.00	2,577.00	0.00
3893 Contract Recreation Classes	266,570.00	188,553.00	188,553.00	78,017.00	70.73
3894 Other Recreation Programs	153,810.00	1,660.00	1,660.00	152,150.00	1.08
3895 Zoning Information Letters	597.00	0.00	0.00	597.00	0.00
3897 Admin Fee/TULIP Ins Certificate	750.00	0.00	0.00	750.00	0.00
3899 Condo - CUP/PDP	20,812.00	7,804.50	7,804.50	13,007.50	37.50
Total Current Service Charges	4,527,478.00	1,953,028.84	1,953,028.84	2,574,449.16	43.14
3900 Other Revenue					
3904 General Miscellaneous	0.00	-31.00	-31.00	31.00	0.00
3907 Pkg Str Utility Reimb From Beach House	4,100.00	0.00	0.00	4,100.00	0.00

Revenue Status Report

CITY OF HERMOSA BEACH
 7/1/2020 through 10/31/2020

001 General Fund

<i>Account Number</i>	<i>Adjusted Estimate</i>	<i>Revenues</i>	<i>Year-to-date Revenues</i>	<i>Balance</i>	<i>Prct Rcvd</i>
3908 Hermosa Sr Ctr Donations/Memberships	3,045.00	347.50	347.50	2,697.50	11.41
3914 Planning EIR Admin Reimbursement	5,000.00	0.00	0.00	5,000.00	0.00
3938 Solid Waste Contract Admin Fee	54,000.00	14,306.43	14,306.43	39,693.57	26.49
3955 Operating Transfers In	3,396,734.00	1,132,244.00	1,132,244.00	2,264,490.00	33.33
Total Other Revenue	3,462,879.00	1,146,866.93	1,146,866.93	2,316,012.07	33.12
6800 Current Service Charges Continued					
6801 Mural Review	3,210.00	0.00	0.00	3,210.00	0.00
6803 General Plan Amendment/ Map or Text	5,341.00	0.00	0.00	5,341.00	0.00
6809 Categorical Exemption	4,825.00	1,930.00	1,930.00	2,895.00	40.00
6810 Deed Restriction/Covenant Review	11,312.00	2,121.00	2,121.00	9,191.00	18.75
6811 Landscape Plan Review	6,080.00	2,736.00	2,736.00	3,344.00	45.00
6813 Zoning Code Interpretation Review	1,995.00	665.00	665.00	1,330.00	33.33
6818 New/Modified Business Zoning Review	9,900.00	2,904.00	2,904.00	6,996.00	29.33
6819 Historic Resource Review	0.00	839.00	839.00	-839.00	0.00
6821 Solar Plan Check/Inspection	2,086.00	1,390.00	1,390.00	696.00	66.63
6822 Temporary Certificate of Occupancy	330.00	132.00	132.00	198.00	40.00
6825 Clean Bay Restaurant - NPDES Inspection	20,600.00	0.00	0.00	20,600.00	0.00
6828 Public Improvement Plan Check	37,913.00	25,738.00	25,738.00	12,175.00	67.89
6832 DUI Collision Response	1,039.00	0.00	0.00	1,039.00	0.00
6834 Citation Sign-off	735.00	0.00	0.00	735.00	0.00
6836 Police Business Background Check	281.00	0.00	0.00	281.00	0.00
6837 Deceased Animal Pickup	122.00	0.00	0.00	122.00	0.00
6839 Pet Home Quarantine Review	61.00	0.00	0.00	61.00	0.00

Revenue Status Report

CITY OF HERMOSA BEACH
 7/1/2020 through 10/31/2020

001 General Fund

<i>Account Number</i>	<i>Adjusted Estimate</i>	<i>Revenues</i>	<i>Year-to-date Revenues</i>	<i>Balance</i>	<i>Prct Rcvd</i>
6840 Multiple Dog Review	460.00	115.00	115.00	345.00	25.00
6851 Busines Licenses State Mandated Fee	4,095.00	3,670.00	3,670.00	425.00	89.62
6852 Centennial Sweatshir	0.00	3,444.00	3,444.00	-3,444.00	0.00
6860 Refuse Lien Fees/Athens	336.00	0.00	0.00	336.00	0.00
6861 Oversized Vehicle Permit	660.00	396.00	396.00	264.00	60.00
6867 Credit Card Processing Fee	31,111.00	31,034.47	31,034.47	76.53	99.75
6871 Sewer Service Charge Rebate	-14,743.00	-3,450.53	-3,450.53	-11,292.47	23.40
6873 Impound Fee- Bicycle, Scooters & Wheeled	139.00	0.00	0.00	139.00	0.00
6874 Limited Live Entertainment Permit Fee	514.00	0.00	0.00	514.00	0.00
6883 Stort-term Vacation Rental Permit	17,350.00	3,470.00	3,470.00	13,880.00	20.00
6884 M-1 Permit	771.00	0.00	0.00	771.00	0.00
6885 Temporary Outdoor Dining/Retail Permit	0.00	15,608.00	15,608.00	-15,608.00	0.00
Total Current Service Charges Continued	146,523.00	92,741.94	92,741.94	53,781.06	63.30
Total General Fund	39,267,086.00	7,191,543.25	7,191,543.25	32,075,542.75	18.31

Revenue Status Report

CITY OF HERMOSA BEACH
 7/1/2020 through 10/31/2020

105 Lightg/Landscapg Dist Fund

<i>Account Number</i>	<i>Adjusted Estimate</i>	<i>Revenues</i>	<i>Year-to-date Revenues</i>	<i>Balance</i>	<i>Prct Rcvd</i>
3100 Taxes					
3101 Current Year Secured	456,000.00	0.00	0.00	456,000.00	0.00
3103 Prior Year Collections	5,000.00	725.58	725.58	4,274.42	14.51
3105 Assessment Rebates	-3,200.00	-812.13	-812.13	-2,387.87	25.38
Total Taxes	457,800.00	-86.55	-86.55	457,886.55	-0.02
3400 Use Of Money & Property					
3401 Interest Income	0.00	24.11	24.11	-24.11	0.00
3450 Investment Discount	0.00	0.02	0.02	-0.02	0.00
Total Use Of Money & Property	0.00	24.13	24.13	-24.13	0.00
3900 Other Revenue					
3955 Operating Transfers In	291,002.00	97,000.00	97,000.00	194,002.00	33.33
Total Other Revenue	291,002.00	97,000.00	97,000.00	194,002.00	33.33
Total Lightg/Landscapg Dist Fund	748,802.00	96,937.58	96,937.58	651,864.42	12.95

Revenue Status Report

CITY OF HERMOSA BEACH
 7/1/2020 through 10/31/2020

115 State Gas Tax Fund

<i>Account Number</i>	<i>Adjusted Estimate</i>	<i>Revenues</i>	<i>Year-to-date Revenues</i>	<i>Balance</i>	<i>Prct Rcvd</i>
3400 Use Of Money & Property					
3401 Interest Income	7,041.00	741.94	741.94	6,299.06	10.54
3450 Investment Discount	2.00	0.95	0.95	1.05	47.50
Total Use Of Money & Property	7,043.00	742.89	742.89	6,300.11	10.55
3500 Intergovernmental/State					
3501 Section 2106 Allocation	68,816.00	21,573.09	21,573.09	47,242.91	31.35
3502 Section 2107 Allocation	136,189.00	47,797.21	47,797.21	88,391.79	35.10
3503 Section 2107.5 Allocation	4,000.00	4,000.00	4,000.00	0.00	100.00
3512 Section 2105 (Prop 111)	114,075.00	34,708.42	34,708.42	79,366.58	30.43
3513 Sec 2103 Higher Mtr Veh Excise Tax(HUTA)	175,950.00	52,355.36	52,355.36	123,594.64	29.76
3567 Road Maintenance Rehab Account	374,847.00	62,806.75	62,806.75	312,040.25	16.76
Total Intergovernmental/State	873,877.00	223,240.83	223,240.83	650,636.17	25.55
Total State Gas Tax Fund	880,920.00	223,983.72	223,983.72	656,936.28	25.43

Revenue Status Report

CITY OF HERMOSA BEACH
 7/1/2020 through 10/31/2020

117 AB939 Fund

<i>Account Number</i>	<i>Adjusted Estimate</i>	<i>Revenues</i>	<i>Year-to-date Revenues</i>	<i>Balance</i>	<i>Prct Rcvd</i>
3400 Use Of Money & Property					
3401 Interest Income	2,128.00	-100.43	-100.43	2,228.43	-4.72
3450 Investment Discount	1.00	0.25	0.25	0.75	25.00
Total Use Of Money & Property	2,129.00	-100.18	-100.18	2,229.18	-4.71
3800 Current Service Charges					
3860 AB939 Surcharge	61,528.00	14,751.04	14,751.04	46,776.96	23.97
Total Current Service Charges	61,528.00	14,751.04	14,751.04	46,776.96	23.97
3900 Other Revenue					
Total Other Revenue	0.00	0.00	0.00	0.00	0.00
6800 Current Service Charges Continued					
Total Current Service Charges Continued	0.00	0.00	0.00	0.00	0.00
Total AB939 Fund	63,657.00	14,650.86	14,650.86	49,006.14	23.02

Revenue Status Report

CITY OF HERMOSA BEACH
 7/1/2020 through 10/31/2020

121 Prop A Open Space Fund

<u>Account Number</u>	<u>Adjusted Estimate</u>	<u>Revenues</u>	<u>Year-to-date Revenues</u>	<u>Balance</u>	<u>Prct Rcvd</u>
3600 Intergovernmental/County					
3608 Maintenance Allocation	20,557.00	0.00	0.00	20,557.00	0.00
Total Prop A Open Space Fund	20,557.00	0.00	0.00	20,557.00	0.00

Revenue Status Report

CITY OF HERMOSA BEACH
7/1/2020 through 10/31/2020

122 Tyco Fund

<u>Account Number</u>	<u>Adjusted Estimate</u>	<u>Revenues</u>	<u>Year-to-date Revenues</u>	<u>Balance</u>	<u>Prct Rcvd</u>
3400 Use Of Money & Property					
3401 Interest Income	26,379.00	2,384.49	2,384.49	23,994.51	9.04
3426 Easement Agreement	348,070.00	42,241.50	42,241.50	305,828.50	12.14
3450 Investment Discount	8.00	2.75	2.75	5.25	34.38
Total Tyco Fund	374,457.00	44,628.74	44,628.74	329,828.26	11.92

Revenue Status Report

CITY OF HERMOSA BEACH
 7/1/2020 through 10/31/2020

125 Park/Rec Facility Tax Fund

<u>Account Number</u>	<u>Adjusted Estimate</u>	<u>Revenues</u>	<u>Year-to-date Revenues</u>	<u>Balance</u>	<u>Prct Rcvd</u>
3100 Taxes					
Total Taxes	0.00	0.00	0.00	0.00	0.00
3400 Use Of Money & Property					
3401 Interest Income	8,107.00	559.73	559.73	7,547.27	6.90
3450 Investment Discount	2.00	0.69	0.69	1.31	34.50
Total Use Of Money & Property	8,109.00	560.42	560.42	7,548.58	6.91
3900 Other Revenue					
3910 Park/Recreation In Lieu Fee	78,616.00	40,798.00	40,798.00	37,818.00	51.90
Total Other Revenue	78,616.00	40,798.00	40,798.00	37,818.00	51.90
Total Park/Rec Facility Tax Fund	86,725.00	41,358.42	41,358.42	45,366.58	47.69

Revenue Status Report

CITY OF HERMOSA BEACH
7/1/2020 through 10/31/2020

135 Bayview Dr Dist Admin Exp Fund

<u>Account Number</u>	<u>Adjusted Estimate</u>	<u>Revenues</u>	<u>Year-to-date Revenues</u>	<u>Balance</u>	<u>Prct Rcvd</u>
3400 Use Of Money & Property					
3401 Interest Income	93.00	5.41	5.41	87.59	5.82
Total Use Of Money & Property	93.00	5.41	5.41	87.59	5.82
3900 Other Revenue					
3925 Spec Assessment Admin Fees	4,500.00	0.00	0.00	4,500.00	0.00
Total Other Revenue	4,500.00	0.00	0.00	4,500.00	0.00
Total Bayview Dr Dist Admin Exp Fund	4,593.00	5.41	5.41	4,587.59	0.12

Revenue Status Report

CITY OF HERMOSA BEACH
7/1/2020 through 10/31/2020

138 Loma Dist Admin Exp Fund

<u>Account Number</u>	<u>Adjusted Estimate</u>	<u>Revenues</u>	<u>Year-to-date Revenues</u>	<u>Balance</u>	<u>Prct Rcvd</u>
3400 Use Of Money & Property					
3401 Interest Income	131.00	0.00	0.00	131.00	0.00
Total Use Of Money & Property	131.00	0.00	0.00	131.00	0.00
3900 Other Revenue					
Total Other Revenue	0.00	0.00	0.00	0.00	0.00
Total Loma Dist Admin Exp Fund	131.00	0.00	0.00	131.00	0.00

Revenue Status Report

CITY OF HERMOSA BEACH
7/1/2020 through 10/31/2020

139 Beach Dr Assmnt Dist Admin Exp Fund

<u>Account Number</u>	<u>Adjusted Estimate</u>	<u>Revenues</u>	<u>Year-to-date Revenues</u>	<u>Balance</u>	<u>Prct Rcvd</u>
3400 Use Of Money & Property					
3401 Interest Income	85.00	4.48	4.48	80.52	5.27
Total Use Of Money & Property	85.00	4.48	4.48	80.52	5.27
3900 Other Revenue					
3925 Special Assessment Admin Fees	3,500.00	0.00	0.00	3,500.00	0.00
Total Other Revenue	3,500.00	0.00	0.00	3,500.00	0.00
Total Beach Dr Assmnt Dist Admin Exp Fund	3,585.00	4.48	4.48	3,580.52	0.12

revstat.rpt
11/19/2020 4:57PM
Periods: 0 through 4

Revenue Status Report

Page: 18

CITY OF HERMOSA BEACH
7/1/2020 through 10/31/2020

140 Community Dev Block Grant

<u>Account Number</u>	<u>Adjusted Estimate</u>	<u>Revenues</u>	<u>Year-to-date Revenues</u>	<u>Balance</u>	<u>Prct Rcvd</u>
3700 Intergovernmental/Federal					
3720 Americans with Disabilities Act	135,008.00	0.00	0.00	135,008.00	0.00
Total Community Dev Block Grant	135,008.00	0.00	0.00	135,008.00	0.00

Revenue Status Report

CITY OF HERMOSA BEACH
7/1/2020 through 10/31/2020

145 Proposition A Fund

<u>Account Number</u>	<u>Adjusted Estimate</u>	<u>Revenues</u>	<u>Year-to-date Revenues</u>	<u>Balance</u>	<u>Prct Rcvd</u>
3100 Taxes					
3117 Proposition A Transit	418,330.00	134,645.97	134,645.97	283,684.03	32.19
Total Taxes	418,330.00	134,645.97	134,645.97	283,684.03	32.19
3400 Use Of Money & Property					
3401 Interest Income	19,807.00	880.08	880.08	18,926.92	4.44
3450 Investment Discount	0.00	1.04	1.04	-1.04	0.00
Total Use Of Money & Property	19,807.00	881.12	881.12	18,925.88	4.45
3800 Current Service Charges					
3853 Dial-A-Taxi Program	3,500.00	270.00	270.00	3,230.00	7.71
3855 Bus Passes	500.00	0.00	0.00	500.00	0.00
Total Current Service Charges	4,000.00	270.00	270.00	3,730.00	6.75
Total Proposition A Fund	442,137.00	135,797.09	135,797.09	306,339.91	30.71

Revenue Status Report

CITY OF HERMOSA BEACH
7/1/2020 through 10/31/2020

146 Proposition C Fund

<u>Account Number</u>	<u>Adjusted Estimate</u>	<u>Revenues</u>	<u>Year-to-date Revenues</u>	<u>Balance</u>	<u>Prct Rcvd</u>
3100 Taxes					
3118 Proposition C Local Return	346,993.00	111,684.02	111,684.02	235,308.98	32.19
Total Taxes	346,993.00	111,684.02	111,684.02	235,308.98	32.19
3400 Use Of Money & Property					
3401 Interest Income	21,725.00	1,846.31	1,846.31	19,878.69	8.50
3450 Investment Discount	7.00	2.19	2.19	4.81	31.29
Total Use Of Money & Property	21,732.00	1,848.50	1,848.50	19,883.50	8.51
Total Proposition C Fund	368,725.00	113,532.52	113,532.52	255,192.48	30.79

Revenue Status Report

CITY OF HERMOSA BEACH
 7/1/2020 through 10/31/2020

147 Measure R Fund

<i>Account Number</i>	<i>Adjusted Estimate</i>	<i>Revenues</i>	<i>Year-to-date Revenues</i>	<i>Balance</i>	<i>Prct Rcvd</i>
3100 Taxes					
3119 Measure R Local Return Funds	260,272.00	83,730.16	83,730.16	176,541.84	32.17
Total Taxes	260,272.00	83,730.16	83,730.16	176,541.84	32.17
3400 Use Of Money & Property					
3401 Interest Income	13,914.00	540.17	540.17	13,373.83	3.88
3450 Investment Discount	4.00	0.64	0.64	3.36	16.00
Total Use Of Money & Property	13,918.00	540.81	540.81	13,377.19	3.89
3900 Other Revenue					
Total Other Revenue	0.00	0.00	0.00	0.00	0.00
Total Measure R Fund	274,190.00	84,270.97	84,270.97	189,919.03	30.73

Revenue Status Report

CITY OF HERMOSA BEACH
 7/1/2020 through 10/31/2020

148 Measure M

<i>Account Number</i>	<i>Adjusted Estimate</i>	<i>Revenues</i>	<i>Year-to-date Revenues</i>	<i>Balance</i>	<i>Prct Rcvd</i>
3100 Taxes					
3131 Measure M Local Return Funds	294,944.00	95,325.02	95,325.02	199,618.98	32.32
Total Taxes	294,944.00	95,325.02	95,325.02	199,618.98	32.32
3400 Use Of Money & Property					
3401 Interest Income	4,547.00	124.17	124.17	4,422.83	2.73
3450 Investment Discount	1.00	0.25	0.25	0.75	25.00
Total Use Of Money & Property	4,548.00	124.42	124.42	4,423.58	2.74
Total Measure M	299,492.00	95,449.44	95,449.44	204,042.56	31.87

Revenue Status Report

CITY OF HERMOSA BEACH
7/1/2020 through 10/31/2020

149 Measure W Fund

<u>Account Number</u>	<u>Adjusted Estimate</u>	<u>Revenues</u>	<u>Year-to-date Revenues</u>	<u>Balance</u>	<u>Prct Rcvd</u>
3100 Taxes					
3132 Measure W Local Returns	160,000.00	0.00	0.00	160,000.00	0.00
Total Taxes	160,000.00	0.00	0.00	160,000.00	0.00
3400 Use Of Money & Property					
Total Use Of Money & Property	0.00	0.00	0.00	0.00	0.00
Total Measure W Fund	160,000.00	0.00	0.00	160,000.00	0.00

Revenue Status Report

CITY OF HERMOSA BEACH
 7/1/2020 through 10/31/2020

150 Grants Fund

<i>Account Number</i>	<i>Adjusted Estimate</i>	<i>Revenues</i>	<i>Year-to-date Revenues</i>	<i>Balance</i>	<i>Prct Rcvd</i>
3500 Intergovernmental/State					
3558 Beverage Recycling Grant	5,300.00	0.00	0.00	5,300.00	0.00
3562 State Homeland Security Grant Program	70,199.00	0.00	0.00	70,199.00	0.00
3585 BSCC Mental Health Training	1,970.00	0.00	0.00	1,970.00	0.00
3590 SB 2 Zoning Ord Update Grant	80,000.00	0.00	0.00	80,000.00	0.00
3591 Local Early Action Planning	65,000.00	0.00	0.00	65,000.00	0.00
3592 Coastal Conservancy Grant- Lot D	499,650.00	0.00	0.00	499,650.00	0.00
Total Intergovernmental/State	722,119.00	0.00	0.00	722,119.00	0.00
3700 Intergovernmental/Federal					
3736 Bulletproof Vest Partnership	2,400.00	0.00	0.00	2,400.00	0.00
Total Intergovernmental/Federal	2,400.00	0.00	0.00	2,400.00	0.00
3900 Other Revenue					
3971 LA Country Library	60,000.00	0.00	0.00	60,000.00	0.00
3984 Systemic Safety Analysis Report Program	36,656.00	0.00	0.00	36,656.00	0.00
3985 California Green Business Program	27,500.00	0.00	0.00	27,500.00	0.00
Total Other Revenue	124,156.00	0.00	0.00	124,156.00	0.00
Total Grants Fund	848,675.00	0.00	0.00	848,675.00	0.00

Revenue Status Report

CITY OF HERMOSA BEACH
 7/1/2020 through 10/31/2020

152 Air Quality Mgmt Dist Fund

<u>Account Number</u>	<u>Adjusted Estimate</u>	<u>Revenues</u>	<u>Year-to-date Revenues</u>	<u>Balance</u>	<u>Prct Rcvd</u>
3400 Use Of Money & Property					
3401 Interest Income	388.00	104.40	104.40	283.60	26.91
3450 Investment Discount	0.00	0.12	0.12	-0.12	0.00
Total Use Of Money & Property	388.00	104.52	104.52	283.48	26.94
3500 Intergovernmental/State					
3538 AQMD Emission Control AB2766	25,000.00	0.00	0.00	25,000.00	0.00
Total Intergovernmental/State	25,000.00	0.00	0.00	25,000.00	0.00
Total Air Quality Mgmt Dist Fund	25,388.00	104.52	104.52	25,283.48	0.41

Revenue Status Report

CITY OF HERMOSA BEACH
 7/1/2020 through 10/31/2020

153 Supp Law Enf Serv Fund (SLESF)

<u>Account Number</u>	<u>Adjusted Estimate</u>	<u>Revenues</u>	<u>Year-to-date Revenues</u>	<u>Balance</u>	<u>Prct Rcvd</u>
3100 Taxes					
3135 C.O.P.S. Allocation	100,000.00	77,396.25	77,396.25	22,603.75	77.40
Total Taxes	100,000.00	77,396.25	77,396.25	22,603.75	77.40
3400 Use Of Money & Property					
3401 Interest Income	7,076.00	521.50	521.50	6,554.50	7.37
3450 Investment Discount	2.00	0.62	0.62	1.38	31.00
Total Use Of Money & Property	7,078.00	522.12	522.12	6,555.88	7.38
Total Supp Law Enf Serv Fund (SLESF)	107,078.00	77,918.37	77,918.37	29,159.63	72.77

Revenue Status Report

CITY OF HERMOSA BEACH
 7/1/2020 through 10/31/2020

157 FEMA/Cal OES

<u>Account Number</u>	<u>Adjusted Estimate</u>	<u>Revenues</u>	<u>Year-to-date Revenues</u>	<u>Balance</u>	<u>Prct Rcvd</u>
3500 Intergovernmental/State					
Total Intergovernmental/State	0.00	0.00	0.00	0.00	0.00
3700 Intergovernmental/Federal					
Total Intergovernmental/Federal	0.00	0.00	0.00	0.00	0.00
3900 Other Revenue					
Total FEMA/Cal OES	0.00	0.00	0.00	0.00	0.00

Revenue Status Report

CITY OF HERMOSA BEACH
 7/1/2020 through 10/31/2020

158 CARES Act

<u>Account Number</u>	<u>Adjusted Estimate</u>	<u>Revenues</u>	<u>Year-to-date Revenues</u>	<u>Balance</u>	<u>Prct Rcvd</u>
3500 Intergovernmental/State					
Total Intergovernmental/State	0.00	0.00	0.00	0.00	0.00
3700 Intergovernmental/Federal					
3755 CARES Act/Coronavirus Relief Fund	0.00	242,177.00	242,177.00	-242,177.00	0.00
Total Intergovernmental/Federal	0.00	242,177.00	242,177.00	-242,177.00	0.00
3900 Other Revenue					
Total Other Revenue	0.00	0.00	0.00	0.00	0.00
Total CARES Act	0.00	242,177.00	242,177.00	-242,177.00	0.00

Revenue Status Report

CITY OF HERMOSA BEACH
 7/1/2020 through 10/31/2020

160 Sewer Fund

<i>Account Number</i>	<i>Adjusted Estimate</i>	<i>Revenues</i>	<i>Year-to-date Revenues</i>	<i>Balance</i>	<i>Prct Rcvd</i>
3400 Use Of Money & Property					
3401 Interest Income	153,280.00	8,277.94	8,277.94	145,002.06	5.40
3450 Investment Discount	47.00	9.66	9.66	37.34	20.55
Total Use Of Money & Property	153,327.00	8,287.60	8,287.60	145,039.40	5.41
3500 Intergovernmental/State					
3550 CA Waste Oil Recycling Grant	5,475.00	0.00	0.00	5,475.00	0.00
Total Intergovernmental/State	5,475.00	0.00	0.00	5,475.00	0.00
3600 Intergovernmental/County					
3602 Beach Outlet Maintenance	8,000.00	0.00	0.00	8,000.00	0.00
Total Intergovernmental/County	8,000.00	0.00	0.00	8,000.00	0.00
3800 Current Service Charges					
3828 Sewer Connection Fee	27,000.00	3,656.00	3,656.00	23,344.00	13.54
3829 Sewer Demolition Fee	2,302.00	1,064.00	1,064.00	1,238.00	46.22
3832 Sewer Lateral Installation	14,768.00	2,955.00	2,955.00	11,813.00	20.01
Total Current Service Charges	44,070.00	7,675.00	7,675.00	36,395.00	17.42
3900 Other Revenue					
Total Other Revenue	0.00	0.00	0.00	0.00	0.00
6800 Current Service Charges Continued					
6861 Sewer Service Charge	1,080,269.00	761.59	761.59	1,079,507.41	0.07

Revenue Status Report

CITY OF HERMOSA BEACH
7/1/2020 through 10/31/2020

160 Sewer Fund

<i>Account Number</i>	<i>Adjusted Estimate</i>	<i>Revenues</i>	<i>Year-to-date Revenues</i>	<i>Balance</i>	<i>Prct Rcvd</i>
Total Current Service Charges Continued	1,080,269.00	761.59	761.59	1,079,507.41	0.07
Total Sewer Fund	1,291,141.00	16,724.19	16,724.19	1,274,416.81	1.30

Revenue Status Report

CITY OF HERMOSA BEACH
7/1/2020 through 10/31/2020

161 Storm Drains Fund

<u>Account Number</u>	<u>Adjusted Estimate</u>	<u>Revenues</u>	<u>Year-to-date Revenues</u>	<u>Balance</u>	<u>Prct Rcvd</u>
3400 Use Of Money & Property					
3401 Interest Income	31,754.00	4,403.65	4,403.65	27,350.35	13.87
3450 Investment Discount	10.00	3.50	3.50	6.50	35.00
Total Use Of Money & Property	31,764.00	4,407.15	4,407.15	27,356.85	13.87
3900 Other Revenue					
3955 Operating Transfers In	700,000.00	233,332.00	233,332.00	466,668.00	33.33
Total Other Revenue	700,000.00	233,332.00	233,332.00	466,668.00	33.33
Total Storm Drains Fund	731,764.00	237,739.15	237,739.15	494,024.85	32.49

Revenue Status Report

CITY OF HERMOSA BEACH
 7/1/2020 through 10/31/2020

170 Asset Seizure/Forft Fund

<u>Account Number</u>	<u>Adjusted Estimate</u>	<u>Revenues</u>	<u>Year-to-date Revenues</u>	<u>Balance</u>	<u>Prct Rcvd</u>
3300 Fines & Forfeitures					
3307 Department of Justice Forfeited Funds	0.00	3,774.10	3,774.10	-3,774.10	0.00
Total Fines & Forfeitures	0.00	3,774.10	3,774.10	-3,774.10	0.00
3400 Use Of Money & Property					
3401 Interest Income	12,718.00	1,036.36	1,036.36	11,681.64	8.15
3450 Investment Discount	4.00	1.26	1.26	2.74	31.50
Total Use Of Money & Property	12,722.00	1,037.62	1,037.62	11,684.38	8.16
3900 Other Revenue					
Total Other Revenue	0.00	0.00	0.00	0.00	0.00
Total Asset Seizure/Forft Fund	12,722.00	4,811.72	4,811.72	7,910.28	37.82

Revenue Status Report

CITY OF HERMOSA BEACH
 7/1/2020 through 10/31/2020

180 Fire Protection Fund

<u>Account Number</u>	<u>Adjusted Estimate</u>	<u>Revenues</u>	<u>Year-to-date Revenues</u>	<u>Balance</u>	<u>Prct Rcvd</u>
3400 Use Of Money & Property					
3401 Interest Income	1,212.00	31.53	31.53	1,180.47	2.60
3450 Investment Discount	0.00	0.06	0.06	-0.06	0.00
Total Use Of Money & Property	1,212.00	31.59	31.59	1,180.41	2.61
3900 Other Revenue					
3912 Fire Flow Fee	40,517.00	3,883.42	3,883.42	36,633.58	9.58
Total Other Revenue	40,517.00	3,883.42	3,883.42	36,633.58	9.58
Total Fire Protection Fund	41,729.00	3,915.01	3,915.01	37,813.99	9.38

Revenue Status Report

CITY OF HERMOSA BEACH
7/1/2020 through 10/31/2020

190 RTI Undersea Cable

<u>Account Number</u>	<u>Adjusted Estimate</u>	<u>Revenues</u>	<u>Year-to-date Revenues</u>	<u>Balance</u>	<u>Prct Rcvd</u>
3400 Use Of Money & Property					
3401 Interest Income	9,642.00	818.39	818.39	8,823.61	8.49
3426 Easement Agreement-Longfellow	90,000.00	22,500.00	22,500.00	67,500.00	25.00
3427 Easement Cable 2-Longfellow	18,000.00	264,000.00	264,000.00	-246,000.00	1466.67
3428 Easement Cable 3-25th St	253,000.00	0.00	0.00	253,000.00	0.00
3450 Investment Discount	3.00	0.95	0.95	2.05	31.67
Total RTI Undersea Cable	370,645.00	287,319.34	287,319.34	83,325.66	77.52

Revenue Status Report

CITY OF HERMOSA BEACH
7/1/2020 through 10/31/2020

191 RTI Tidelands

<u>Account Number</u>	<u>Adjusted Estimate</u>	<u>Revenues</u>	<u>Year-to-date Revenues</u>	<u>Balance</u>	<u>Prct Rcvd</u>
3400 Use Of Money & Property					
3401 Interest Income	5,790.00	416.68	416.68	5,373.32	7.20
3426 Easement Agreement	184,000.00	192,000.00	192,000.00	-8,000.00	104.35
3450 Investment Discount	2.00	0.47	0.47	1.53	23.50
Total RTI Tidelands	189,792.00	192,417.15	192,417.15	-2,625.15	101.38

Revenue Status Report

CITY OF HERMOSA BEACH
7/1/2020 through 10/31/2020

201 2015 Lease Revenue Bonds

<u>Account Number</u>	<u>Adjusted Estimate</u>	<u>Revenues</u>	<u>Year-to-date Revenues</u>	<u>Balance</u>	<u>Prct Rcvd</u>
3900 Other Revenue					
3955 Operating Transfers In	785,699.00	649,106.26	649,106.26	136,592.74	82.62
Total 2015 Lease Revenue Bonds	785,699.00	649,106.26	649,106.26	136,592.74	82.62

Revenue Status Report

CITY OF HERMOSA BEACH
 7/1/2020 through 10/31/2020

301 Capital Improvement Fund

<i>Account Number</i>	<i>Adjusted Estimate</i>	<i>Revenues</i>	<i>Year-to-date Revenues</i>	<i>Balance</i>	<i>Prct Rcvd</i>
3400 Use Of Money & Property					
3401 Interest Income	203,336.00	16,580.23	16,580.23	186,755.77	8.15
3450 Investment Discount	63.00	19.21	19.21	43.79	30.49
Total Use Of Money & Property	203,399.00	16,599.44	16,599.44	186,799.56	8.16
3900 Other Revenue					
Total Other Revenue	0.00	0.00	0.00	0.00	0.00
Total Capital Improvement Fund	203,399.00	16,599.44	16,599.44	186,799.56	8.16

revstat.rpt
11/19/2020 4:57PM
Periods: 0 through 4

Revenue Status Report

Page: 38

CITY OF HERMOSA BEACH
7/1/2020 through 10/31/2020

609 Bayview Dr Redemption Fund 2004-2

<u>Account Number</u>	<u>Adjusted Estimate</u>	<u>Revenues</u>	<u>Year-to-date Revenues</u>	<u>Balance</u>	<u>Prct Rcvd</u>
3400 Use Of Money & Property					
3401 Interest Income	2,390.00	155.73	155.73	2,234.27	6.52
Total Bayview Dr Redemption Fund 2004-2	2,390.00	155.73	155.73	2,234.27	6.52

revstat.rpt
11/19/2020 4:57PM
Periods: 0 through 4

Revenue Status Report

Page: 39

CITY OF HERMOSA BEACH
7/1/2020 through 10/31/2020

610 Lwr Pier Dist Redemption Fund

<u>Account Number</u>	<u>Adjusted Estimate</u>	<u>Revenues</u>	<u>Year-to-date Revenues</u>	<u>Balance</u>	<u>Prct Rcvd</u>
3400 Use Of Money & Property					
3401 Interest Income	71.00	5.13	5.13	65.87	7.23
Total Lwr Pier Dist Redemption Fund	71.00	5.13	5.13	65.87	7.23

revstat.rpt
11/19/2020 4:57PM
Periods: 0 through 4

Revenue Status Report

Page: 40

CITY OF HERMOSA BEACH
7/1/2020 through 10/31/2020

611 Beach Dr Assessment Dist Redemption Fund

<u>Account Number</u>	<u>Adjusted Estimate</u>	<u>Revenues</u>	<u>Year-to-date Revenues</u>	<u>Balance</u>	<u>Prct Rcvd</u>
3400 Use Of Money & Property					
3401 Interest Income	1,157.00	100.17	100.17	1,056.83	8.66
Total Beach Dr Assessment Dist Redemption Fund	1,157.00	100.17	100.17	1,056.83	8.66

Revenue Status Report

CITY OF HERMOSA BEACH
 7/1/2020 through 10/31/2020

612 Beach Dr Assessment Dist Reserve Fund

<u>Account Number</u>	<u>Adjusted Estimate</u>	<u>Revenues</u>	<u>Year-to-date Revenues</u>	<u>Balance</u>	<u>Prct Rcvd</u>
3400 Use Of Money & Property					
3401 Interest Income	105.00	7.54	7.54	97.46	7.18
Total Beach Dr Assessment Dist Reserve Fund	105.00	7.54	7.54	97.46	7.18

revstat.rpt
11/19/2020 4:57PM
Periods: 0 through 4

Revenue Status Report

Page: 42

CITY OF HERMOSA BEACH
7/1/2020 through 10/31/2020

617 Myrtle Ave Assessment Fund

<u>Account Number</u>	<u>Adjusted Estimate</u>	<u>Revenues</u>	<u>Year-to-date Revenues</u>	<u>Balance</u>	<u>Prct Rcvd</u>
3400 Use Of Money & Property					
3401 Interest Income	0.00	124.51	124.51	-124.51	0.00
Total Myrtle Ave Assessment Fund	0.00	124.51	124.51	-124.51	0.00

Revenue Status Report

CITY OF HERMOSA BEACH
7/1/2020 through 10/31/2020

618 Loma Drive Assessment Fund

<u>Account Number</u>	<u>Adjusted Estimate</u>	<u>Revenues</u>	<u>Year-to-date Revenues</u>	<u>Balance</u>	<u>Prct Rcvd</u>
3400 Use Of Money & Property					
Total Loma Drive Assessment Fund	0.00	0.00	0.00	0.00	0.00

Revenue Status Report

CITY OF HERMOSA BEACH
 7/1/2020 through 10/31/2020

619 Bayview Dr Reserve Fund 2004-2

<u>Account Number</u>	<u>Adjusted Estimate</u>	<u>Revenues</u>	<u>Year-to-date Revenues</u>	<u>Balance</u>	<u>Prct Rcvd</u>
3400 Use Of Money & Property					
3401 Interest Income	344.00	24.75	24.75	319.25	7.19
Total Bayview Dr Reserve Fund 2004-2	344.00	24.75	24.75	319.25	7.19

Revenue Status Report

CITY OF HERMOSA BEACH
7/1/2020 through 10/31/2020

705 Insurance Fund

<u>Account Number</u>	<u>Adjusted Estimate</u>	<u>Revenues</u>	<u>Year-to-date Revenues</u>	<u>Balance</u>	<u>Prct Rcvd</u>
3800 Current Service Charges					
3880 Insurance Service Charges	2,750,236.00	916,752.00	916,752.00	1,833,484.00	33.33
Total Current Service Charges	2,750,236.00	916,752.00	916,752.00	1,833,484.00	33.33
3900 Other Revenue					
Total Other Revenue	0.00	0.00	0.00	0.00	0.00
Total Insurance Fund	2,750,236.00	916,752.00	916,752.00	1,833,484.00	33.33

Revenue Status Report

CITY OF HERMOSA BEACH
 7/1/2020 through 10/31/2020

715 Equipment Replacement Fund

<i>Account Number</i>	<i>Adjusted Estimate</i>	<i>Revenues</i>	<i>Year-to-date Revenues</i>	<i>Balance</i>	<i>Prct Rcvd</i>
3800 Current Service Charges					
3822 Building Maintenance Service Charges	101,556.00	33,852.00	33,852.00	67,704.00	33.33
3885 Comm Equip/Business Mach Charges	847,796.00	282,604.00	282,604.00	565,192.00	33.33
3889 Vehicle/Equip Replacement Charges	889,508.00	296,500.00	296,500.00	593,008.00	33.33
Total Current Service Charges	1,838,860.00	612,956.00	612,956.00	1,225,904.00	33.33
3900 Other Revenue					
3901 Sale of Real/Personal Property	0.00	719.00	719.00	-719.00	0.00
Total Other Revenue	0.00	719.00	719.00	-719.00	0.00
6800 Current Service Charges Continued					
6866 Records Technology Fee	87,973.00	31,521.93	31,521.93	56,451.07	35.83
Total Current Service Charges Continued	87,973.00	31,521.93	31,521.93	56,451.07	35.83
Total Equipment Replacement Fund	1,926,833.00	645,196.93	645,196.93	1,281,636.07	33.48
Grand Total	52,419,233.00	11,333,361.39	11,333,361.39	41,085,871.61	21.62

expstat.rpt
 11/19/2020 5:08PM
 Periods: 0 through 4

Expenditure Status Report

Page: 1

CITY OF HERMOSA BEACH
 7/1/2020 through 10/31/2020

001 General Fund

1101 City Council

<u>Account Number</u>	<u>Adjusted Appropriation</u>	<u>Expenditures</u>	<u>Year-to-date Expenditures</u>	<u>Year-to-date Encumbrances</u>	<u>Balance</u>	<u>Prct Used</u>
1101-4100 Personal Services						
1101-4102 Regular Salaries	52,690.00	17,564.57	17,564.57	0.00	35,125.43	33.34
1101-4106 Regular Overtime	4,000.00	1,151.59	1,151.59	0.00	2,848.41	28.79
1101-4111 Accrual Cash In	2,258.00	54.44	54.44	0.00	2,203.56	2.41
1101-4112 Part Time/Temporary	50,880.00	16,960.00	16,960.00	0.00	33,920.00	33.33
1101-4180 Retirement	26,915.00	10,070.98	10,070.98	0.00	16,844.02	37.42
1101-4185 Alternative Retirement System-Parttime	130.00	0.00	0.00	15.09	114.91	11.61
1101-4188 Employee Benefits	53,796.00	26,739.98	26,739.98	0.00	27,056.02	49.71
1101-4189 Medicare Benefits	1,502.00	518.28	518.28	0.00	983.72	34.51
1101-4190 Other Post Employment Benefits (OPEB)	1,686.00	564.00	564.00	1,128.00	-6.00	100.36
Total Personal Services	193,857.00	73,623.84	73,623.84	1,143.09	119,090.07	38.57
1101-4200 Contract Services						
1101-4201 Contract Serv/Private	10,000.00	0.00	0.00	0.00	10,000.00	0.00
Total Contract Services	10,000.00	0.00	0.00	0.00	10,000.00	0.00
1101-4300 Materials/Supplies/Other						
1101-4304 Telephone	800.00	190.41	190.41	0.00	609.59	23.80
1101-4305 Office Oper Supplies	13,000.00	127.10	127.10	30.00	12,842.90	1.21
1101-4315 Membership	33,175.00	19,828.20	19,828.20	1,992.00	11,354.80	65.77
1101-4317 Conference/Training	17,000.00	712.76	712.76	200.00	16,087.24	5.37
1101-4319 Special Events	30,973.00	1,796.78	1,796.78	3,192.64	25,983.58	16.11
1101-4394 Building Maintenance Charges	3,620.00	1,208.00	1,208.00	0.00	2,412.00	33.37
1101-4396 Insurance User Charges	5,115.00	1,704.00	1,704.00	0.00	3,411.00	33.31
Total Materials/Supplies/Other	103,683.00	25,567.25	25,567.25	5,414.64	72,701.11	29.88
1101-4900 Depreciation						
Total Depreciation	0.00	0.00	0.00	0.00	0.00	0.00
1101-5600 Buildings/Improvements						

Page: 1

Expenditure Status Report

CITY OF HERMOSA BEACH
 7/1/2020 through 10/31/2020

001 General Fund

1101 City Council

<i>Account Number</i>	<i>Adjusted Appropriation</i>	<i>Expenditures</i>	<i>Year-to-date Expenditures</i>	<i>Year-to-date Encumbrances</i>	<i>Balance</i>	<i>Prct Used</i>
Total Buildings/Improvements	0.00	0.00	0.00	0.00	0.00	0.00
Total City Council	307,540.00	99,191.09	99,191.09	6,557.73	201,791.18	34.39

Expenditure Status Report
CITY OF HERMOSA BEACH
 7/1/2020 through 10/31/2020

001 General Fund

1121 City Clerk

Account Number	Adjusted Appropriation	Expenditures	Year-to-date Expenditures	Year-to-date Encumbrances	Balance	Prct Used
1121-4100 Personal Services						
1121-4102 Regular Salaries	114,967.00	0.00	0.00	0.00	114,967.00	0.00
1121-4112 Part Time/Temporary	54,995.00	18,652.55	18,652.55	0.00	36,342.45	33.92
1121-4180 Retirement	16,395.00	1,607.10	1,607.10	0.00	14,787.90	9.80
1121-4188 Employee Benefits	12,019.00	-3,080.08	-3,080.08	0.00	15,099.08	25.63
1121-4189 Medicare Benefits	2,464.00	270.49	270.49	0.00	2,193.51	10.98
1121-4190 Other Post Employment Benefits (OPEB)	7,286.00	2,428.00	2,428.00	4,856.00	2.00	99.97
Total Personal Services	208,126.00	19,878.06	19,878.06	4,856.00	183,391.94	11.88
1121-4200 Contract Services						
1121-4201 Contract Serv/Private	0.00	7,996.50	7,996.50	7,653.50	-15,650.00	0.00
1121-4251 Contract Services/Govt	5,200.00	0.00	0.00	0.00	5,200.00	0.00
Total Contract Services	5,200.00	7,996.50	7,996.50	7,653.50	-10,450.00	300.96
1121-4300 Materials/Supplies/Other						
1121-4304 Telephone	900.00	152.79	152.79	0.00	747.21	16.98
1121-4305 Office Oper Supplies	6,000.00	123.23	123.23	0.00	5,876.77	2.05
1121-4315 Membership	790.00	0.00	0.00	0.00	790.00	0.00
1121-4317 Conference/Training	5,350.00	0.00	0.00	0.00	5,350.00	0.00
1121-4323 Public Noticing	15,000.00	-1,060.50	-1,060.50	0.00	16,060.50	7.07
1121-4390 Communications Equipment Chrgs	8,929.00	2,976.00	2,976.00	0.00	5,953.00	33.33
1121-4394 Building Maintenance Charges	612.00	204.00	204.00	0.00	408.00	33.33
1121-4396 Insurance User Charges	12,741.00	4,248.00	4,248.00	0.00	8,493.00	33.34
Total Materials/Supplies/Other	50,322.00	6,643.52	6,643.52	0.00	43,678.48	13.20
1121-4900 Depreciation						
Total Depreciation	0.00	0.00	0.00	0.00	0.00	0.00
1121-5400 Equipment/Furniture						
Total Equipment/Furniture	0.00	0.00	0.00	0.00	0.00	0.00

Expenditure Status Report

CITY OF HERMOSA BEACH
 7/1/2020 through 10/31/2020

001 General Fund

Total City Clerk	263,648.00	34,518.08	34,518.08	12,509.50	216,620.42	17.84
------------------	------------	-----------	-----------	-----------	------------	-------

1131 City Attorney

<u>Account Number</u>	<u>Adjusted Appropriation</u>	<u>Expenditures</u>	<u>Year-to-date Expenditures</u>	<u>Year-to-date Encumbrances</u>	<u>Balance</u>	<u>Prct Used</u>
1131-4200 Contract Services						
1131-4201 Contract Serv/Private	450,000.00	84,207.10	84,207.10	0.00	365,792.90	18.71
Total City Attorney	450,000.00	84,207.10	84,207.10	0.00	365,792.90	18.71

expstat.rpt
11/19/2020 5:08PM
Periods: 0 through 4

Expenditure Status Report

Page: 5

CITY OF HERMOSA BEACH
7/1/2020 through 10/31/2020

001 General Fund

1132 City Prosecutor

<u>Account Number</u>	<u>Adjusted Appropriation</u>	<u>Expenditures</u>	<u>Year-to-date Expenditures</u>	<u>Year-to-date Encumbrances</u>	<u>Balance</u>	<u>Prct Used</u>
1132-4200 Contract Services						
1132-4201 Contract Serv/Private	230,000.00	50,001.00	50,001.00	150,003.00	29,996.00	86.96
Total Contract Services	230,000.00	50,001.00	50,001.00	150,003.00	29,996.00	86.96
1132-4300 Materials/Supplies/Other						
1132-4304 Telephone	217.00	34.11	34.11	0.00	182.89	15.72
1132-4305 Office Oper Supplies	100.00	0.00	0.00	0.00	100.00	0.00
1132-4315 Membership	0.00	100.00	100.00	0.00	-100.00	0.00
Total Materials/Supplies/Other	317.00	134.11	134.11	0.00	182.89	42.31
Total City Prosecutor	230,317.00	50,135.11	50,135.11	150,003.00	30,178.89	86.90

Page: 5

expstat.rpt
11/19/2020 5:08PM
Periods: 0 through 4

Expenditure Status Report

Page: 6

CITY OF HERMOSA BEACH
7/1/2020 through 10/31/2020

001 General Fund

1133 City Attorney- Litigation

<u>Account Number</u>	<u>Adjusted Appropriation</u>	<u>Expenditures</u>	<u>Year-to-date Expenditures</u>	<u>Year-to-date Encumbrances</u>	<u>Balance</u>	<u>Prct Used</u>
1133-4200 Contract Services						
Total City Attorney- Litigation	0.00	0.00	0.00	0.00	0.00	0.00

Page: 6

Expenditure Status Report
CITY OF HERMOSA BEACH
 7/1/2020 through 10/31/2020

001 General Fund

1141 City Treasurer

<i>Account Number</i>	<i>Adjusted Appropriation</i>	<i>Expenditures</i>	<i>Year-to-date Expenditures</i>	<i>Year-to-date Encumbrances</i>	<i>Balance</i>	<i>Prct Used</i>
1141-4100 Personal Services						
1141-4112 Part Time/Temporary	6,360.00	2,120.00	2,120.00	0.00	4,240.00	33.33
1141-4180 Retirement	444.00	171.42	171.42	0.00	272.58	38.61
1141-4188 Employee Benefits	15,216.00	4,859.60	4,859.60	0.00	10,356.40	31.94
1141-4189 Medicare Benefits	92.00	30.72	30.72	0.00	61.28	33.39
Total Personal Services	22,112.00	7,181.74	7,181.74	0.00	14,930.26	32.48
1141-4200 Contract Services						
1141-4201 Contract Serv/Private	22,455.00	4,935.37	4,935.37	0.00	17,519.63	21.98
Total Contract Services	22,455.00	4,935.37	4,935.37	0.00	17,519.63	21.98
1141-4300 Materials/Supplies/Other						
1141-4304 Telephone	582.00	106.98	106.98	0.00	475.02	18.38
1141-4305 Office Oper Supplies	1,380.00	277.00	277.00	0.00	1,103.00	20.07
1141-4315 Membership	95.00	0.00	0.00	0.00	95.00	0.00
1141-4317 Conference/Training	800.00	0.00	0.00	0.00	800.00	0.00
1141-4390 Communications Equipment Chrgs	4,869.00	1,624.00	1,624.00	0.00	3,245.00	33.35
1141-4394 Building Maintenance Charges	609.00	204.00	204.00	0.00	405.00	33.50
1141-4396 Insurance User Charges	464.00	156.00	156.00	0.00	308.00	33.62
Total Materials/Supplies/Other	8,799.00	2,367.98	2,367.98	0.00	6,431.02	26.91
1141-4900 Depreciation						
Total Depreciation	0.00	0.00	0.00	0.00	0.00	0.00
1141-5400 Equipment/Furniture						
Total Equipment/Furniture	0.00	0.00	0.00	0.00	0.00	0.00
Total City Treasurer	53,366.00	14,485.09	14,485.09	0.00	38,880.91	27.14

Expenditure Status Report
CITY OF HERMOSA BEACH
 7/1/2020 through 10/31/2020

001 General Fund

1201 City Manager

<i>Account Number</i>	<i>Adjusted Appropriation</i>	<i>Expenditures</i>	<i>Year-to-date Expenditures</i>	<i>Year-to-date Encumbrances</i>	<i>Balance</i>	<i>Prct Used</i>
1201-4100 Personal Services						
1201-4102 Regular Salaries	764,906.00	296,428.30	296,428.30	0.00	468,477.70	38.75
1201-4106 Regular Overtime	4,000.00	1,872.69	1,872.69	0.00	2,127.31	46.82
1201-4111 Accrual Cash In	44,434.00	41,268.50	41,268.50	0.00	3,165.50	92.88
1201-4112 Part Time/Temporary	26,676.00	8,117.85	8,117.85	0.00	18,558.15	30.43
1201-4180 Retirement	78,114.00	33,529.74	33,529.74	0.00	44,584.26	42.92
1201-4188 Employee Benefits	81,929.00	34,808.68	34,808.68	0.00	47,120.32	42.49
1201-4189 Medicare Benefits	11,851.00	5,382.49	5,382.49	0.00	6,468.51	45.42
1201-4190 Other Post Employment Benefits (OPEB)	28,182.00	9,396.00	9,396.00	18,792.00	-6.00	100.02
Total Personal Services	1,040,092.00	430,804.25	430,804.25	18,792.00	590,495.75	43.23
1201-4200 Contract Services						
1201-4201 Contract Serv/Private	508,113.00	111,773.05	111,773.05	261,816.20	134,523.75	73.52
1201-4251 Contract Services/Gov't	24,961.00	0.00	0.00	0.00	24,961.00	0.00
Total Contract Services	533,074.00	111,773.05	111,773.05	261,816.20	159,484.75	70.08
1201-4300 Materials/Supplies/Other						
1201-4304 Telephone	7,400.00	2,361.40	2,361.40	682.08	4,356.52	41.13
1201-4305 Office Oper Supplies	12,000.00	836.62	836.62	429.02	10,734.36	10.55
1201-4315 Membership	9,462.00	955.00	955.00	1,675.00	6,832.00	27.80
1201-4317 Conference/Training	20,942.00	498.00	498.00	50.00	20,394.00	2.62
1201-4390 Communications Equipment Chrgs	12,097.00	4,032.00	4,032.00	0.00	8,065.00	33.33
1201-4394 Building Maintenance Charges	3,711.00	1,236.00	1,236.00	0.00	2,475.00	33.31
1201-4395 Equip Replacement Chrgs	46,851.00	15,616.00	15,616.00	0.00	31,235.00	33.33
1201-4396 Insurance User Charges	60,017.00	20,004.00	20,004.00	0.00	40,013.00	33.33
Total Materials/Supplies/Other	172,480.00	45,539.02	45,539.02	2,836.10	124,104.88	28.05
1201-4900 Depreciation						
Total Depreciation	0.00	0.00	0.00	0.00	0.00	0.00
1201-5400 Equipment/Furniture						

Expenditure Status Report

CITY OF HERMOSA BEACH
 7/1/2020 through 10/31/2020

001 General Fund

1201 City Manager

<i>Account Number</i>	<i>Adjusted Appropriation</i>	<i>Expenditures</i>	<i>Year-to-date Expenditures</i>	<i>Year-to-date Encumbrances</i>	<i>Balance</i>	<i>Prct Used</i>
1201-5401 Equip-Less Than \$1,000	9,959.00	0.00	0.00	0.00	9,959.00	0.00
1201-5402 Equip-More Than \$1,000	33,346.00	0.00	0.00	17,370.06	15,975.94	52.09
Total Equipment/Furniture	43,305.00	0.00	0.00	17,370.06	25,934.94	40.11
Total City Manager	1,788,951.00	588,116.32	588,116.32	300,814.36	900,020.32	49.69

Expenditure Status Report
CITY OF HERMOSA BEACH
 7/1/2020 through 10/31/2020

001 General Fund

1202 Finance Administration

Account Number	Adjusted Appropriation	Expenditures	Year-to-date Expenditures	Year-to-date Encumbrances	Balance	Prct Used
1202-4100 Personal Services						
1202-4102 Regular Salaries	590,093.00	209,466.94	209,466.94	0.00	380,626.06	35.50
1202-4106 Regular Overtime	0.00	502.01	502.01	0.00	-502.01	0.00
1202-4111 Accrual Cash In	40,162.00	5,874.87	5,874.87	0.00	34,287.13	14.63
1202-4180 Retirement	173,301.00	60,837.70	60,837.70	0.00	112,463.30	35.11
1202-4188 Employee Benefits	77,419.00	28,248.84	28,248.84	0.00	49,170.16	36.49
1202-4189 Medicare Benefits	6,408.00	2,172.65	2,172.65	0.00	4,235.35	33.91
1202-4190 Other Post Employment Benefits (OPEB)	22,895.00	7,632.00	7,632.00	15,264.00	-1.00	100.00
Total Personal Services	910,278.00	314,735.01	314,735.01	15,264.00	580,278.99	36.25
1202-4200 Contract Services						
1202-4201 Contract Serv/Private	160,716.00	26,135.41	26,135.41	84,497.01	50,083.58	68.84
Total Contract Services	160,716.00	26,135.41	26,135.41	84,497.01	50,083.58	68.84
1202-4300 Materials/Supplies/Other						
1202-4304 Telephone	1,200.00	209.31	209.31	0.00	990.69	17.44
1202-4305 Office Oper Supplies	6,650.00	1,698.75	1,698.75	0.00	4,951.25	25.55
1202-4315 Membership	1,200.00	150.00	150.00	0.00	1,050.00	12.50
1202-4317 Conference/Training	1,855.00	190.00	190.00	1,107.00	558.00	69.92
1202-4390 Communications Equipment Chrgs	26,983.00	8,996.00	8,996.00	0.00	17,987.00	33.34
1202-4394 Building Maintenance Charges	2,113.00	704.00	704.00	0.00	1,409.00	33.32
1202-4396 Insurance User Charges	34,716.00	11,572.00	11,572.00	0.00	23,144.00	33.33
Total Materials/Supplies/Other	74,717.00	23,520.06	23,520.06	1,107.00	50,089.94	32.96
1202-4900 Depreciation						
Total Depreciation	0.00	0.00	0.00	0.00	0.00	0.00
1202-5400 Equipment/Furniture						
Total Equipment/Furniture	0.00	0.00	0.00	0.00	0.00	0.00
Total Finance Administration	1,145,711.00	364,390.48	364,390.48	100,868.01	680,452.51	40.61

Expenditure Status Report
CITY OF HERMOSA BEACH
 7/1/2020 through 10/31/2020

001 General Fund

1203 Human Resources

Account Number	Adjusted Appropriation	Expenditures	Year-to-date Expenditures	Year-to-date Encumbrances	Balance	Prct Used
1203-4100 Personal Services						
1203-4102 Regular Salaries	170,127.00	66,947.81	66,947.81	0.00	103,179.19	39.35
1203-4111 Accrual Cash In	3,468.00	25.56	25.56	0.00	3,442.44	0.74
1203-4180 Retirement	34,394.00	12,381.44	12,381.44	0.00	22,012.56	36.00
1203-4188 Employee Benefits	172,729.00	54,802.99	54,802.99	0.00	117,926.01	31.73
1203-4189 Medicare Benefits	2,677.00	1,046.74	1,046.74	0.00	1,630.26	39.10
1203-4190 Other Post Employment Benefits (OPEB)	8,654.00	2,884.00	2,884.00	5,768.00	2.00	99.98
1203-4191 Instant Bonuses	2,000.00	405.88	405.88	0.00	1,594.12	20.29
1203-4192 Signing Bonus	75,000.00	5,000.00	5,000.00	0.00	70,000.00	6.67
1203-4193 Retention Bonus	7,500.00	7,500.00	7,500.00	0.00	0.00	100.00
Total Personal Services	476,549.00	150,994.42	150,994.42	5,768.00	319,786.58	32.90
1203-4200 Contract Services						
1203-4201 Contract Serv/Private	224,943.00	7,618.44	7,618.44	12,627.97	204,696.59	9.00
1203-4251 Contract Service/Govt	11,000.00	622.00	622.00	0.00	10,378.00	5.65
Total Contract Services	235,943.00	8,240.44	8,240.44	12,627.97	215,074.59	8.84
1203-4300 Materials/Supplies/Other						
1203-4304 Telephone	1,900.00	462.38	462.38	0.00	1,437.62	24.34
1203-4305 Office Oper Supplies	4,000.00	489.19	489.19	0.00	3,510.81	12.23
1203-4315 Membership	800.00	0.00	0.00	0.00	800.00	0.00
1203-4317 Conference/Training	13,000.00	1,500.00	1,500.00	1,750.00	9,750.00	25.00
1203-4320 Medical Exams	12,000.00	1,060.00	1,060.00	0.00	10,940.00	8.83
1203-4390 Communications Equipment Chrgs	8,825.00	2,940.00	2,940.00	0.00	5,885.00	33.31
1203-4394 Building Maintenance Charges	612.00	204.00	204.00	0.00	408.00	33.33
1203-4396 Insurance User Charges	14,935.00	4,980.00	4,980.00	0.00	9,955.00	33.34
Total Materials/Supplies/Other	56,072.00	11,635.57	11,635.57	1,750.00	42,686.43	23.87
1203-4900 Depreciation						
Total Depreciation	0.00	0.00	0.00	0.00	0.00	0.00

Expenditure Status Report

CITY OF HERMOSA BEACH
 7/1/2020 through 10/31/2020

001 General Fund

1203 Human Resources

<i>Account Number</i>	<i>Adjusted Appropriation</i>	<i>Expenditures</i>	<i>Year-to-date Expenditures</i>	<i>Year-to-date Encumbrances</i>	<i>Balance</i>	<i>Prct Used</i>
1203-5400 Equipment/Furniture						
Total Equipment/Furniture	0.00	0.00	0.00	0.00	0.00	0.00
Total Human Resources	768,564.00	170,870.43	170,870.43	20,145.97	577,547.60	24.85

Expenditure Status Report
CITY OF HERMOSA BEACH
 7/1/2020 through 10/31/2020

001 General Fund

1204 Finance Cashier

Account Number	Adjusted Appropriation	Expenditures	Year-to-date Expenditures	Year-to-date Encumbrances	Balance	Prct Used
1204-4100 Personal Services						
1204-4102 Regular Salaries	395,047.00	132,485.02	132,485.02	0.00	262,561.98	33.54
1204-4111 Accrual Cash In	10,318.00	517.01	517.01	0.00	9,800.99	5.01
1204-4112 Part Time Temporary	46,056.00	17,600.70	17,600.70	0.00	28,455.30	38.22
1204-4180 Retirement	98,946.00	33,879.71	33,879.71	0.00	65,066.29	34.24
1204-4185 Alternative Retirement System-Parttime	5,588.00	0.00	0.00	1.41	5,586.59	0.03
1204-4188 Employee Benefits	100,012.00	32,984.02	32,984.02	0.00	67,027.98	32.98
1204-4189 Medicare Benefits	5,435.00	2,020.89	2,020.89	0.00	3,414.11	37.18
1204-4190 Other Post Employment Benefits (OPEB)	12,748.00	4,248.00	4,248.00	8,496.00	4.00	99.97
Total Personal Services	674,150.00	223,735.35	223,735.35	8,497.41	441,917.24	34.45
1204-4200 Contract Services						
1204-4201 Contract Serv/Private	113,827.00	28,656.14	28,656.14	2,616.00	82,554.86	27.47
1204-4251 Contract Services/Gov't	1,100.00	0.00	0.00	0.00	1,100.00	0.00
Total Contract Services	114,927.00	28,656.14	28,656.14	2,616.00	83,654.86	27.21
1204-4300 Materials/Supplies/Other						
1204-4304 Telephone	2,407.00	673.89	673.89	0.00	1,733.11	28.00
1204-4305 Office Operating Supplies	41,133.00	5,296.92	5,296.92	1,732.78	34,103.30	17.09
1204-4315 Membership	350.00	0.00	0.00	0.00	350.00	0.00
1204-4317 Conference/Training	500.00	0.00	0.00	0.00	500.00	0.00
1204-4390 Communications Equipment Chrgs	31,141.00	10,380.00	10,380.00	0.00	20,761.00	33.33
1204-4394 Building Maintenance Charges	1,828.00	608.00	608.00	0.00	1,220.00	33.26
1204-4396 Insurance User Charges	23,016.00	7,672.00	7,672.00	0.00	15,344.00	33.33
Total Materials/Supplies/Other	100,375.00	24,630.81	24,630.81	1,732.78	74,011.41	26.27
1204-5400 Equipment/Furniture						
1204-5401 Equip-Less Than \$1,000	0.00	317.58	317.58	0.00	-317.58	0.00
Total Equipment/Furniture	0.00	317.58	317.58	0.00	-317.58	0.00
Total Finance Cashier	889,452.00	277,339.88	277,339.88	12,846.19	599,265.93	32.63

Expenditure Status Report
CITY OF HERMOSA BEACH
 7/1/2020 through 10/31/2020

001 General Fund

1208 General Appropriations

<i>Account Number</i>	<i>Adjusted Appropriation</i>	<i>Expenditures</i>	<i>Year-to-date Expenditures</i>	<i>Year-to-date Encumbrances</i>	<i>Balance</i>	<i>Prct Used</i>
1208-4100 Personal Services						
Total Personal Services	0.00	0.00	0.00	0.00	0.00	0.00
1208-4200 Contract Services						
Total Contract Services	0.00	0.00	0.00	0.00	0.00	0.00
1208-4300 Materials/Supplies/Other						
1208-4304 Telephone	125.00	12.70	12.70	0.00	112.30	10.16
1208-4305 Office Oper Supplies	-12,000.00	4,118.85	4,118.85	159.63	-16,278.48	35.65
Total Materials/Supplies/Other	-11,875.00	4,131.55	4,131.55	159.63	-16,166.18	0.00
1208-4900 Depreciation						
Total Depreciation	0.00	0.00	0.00	0.00	0.00	0.00
Total General Appropriations	-11,875.00	4,131.55	4,131.55	159.63	-16,166.18	0.00

Expenditure Status Report
 CITY OF HERMOSA BEACH
 7/1/2020 through 10/31/2020

001 General Fund

1214 Prospective Expenditures

<i>Account Number</i>	<i>Adjusted Appropriation</i>	<i>Expenditures</i>	<i>Year-to-date Expenditures</i>	<i>Year-to-date Encumbrances</i>	<i>Balance</i>	<i>Prct Used</i>
1214-4300 Materials/Supplies/Other						
1214-4322 Unclassified	125,513.00	0.00	0.00	0.00	125,513.00	0.00
Total Prospective Expenditures	125,513.00	0.00	0.00	0.00	125,513.00	0.00

Expenditure Status Report

CITY OF HERMOSA BEACH
 7/1/2020 through 10/31/2020

001 General Fund

1299 Interfund Transfers Out

<i>Account Number</i>	<i>Adjusted Appropriation</i>	<i>Expenditures</i>	<i>Year-to-date Expenditures</i>	<i>Year-to-date Encumbrances</i>	<i>Balance</i>	<i>Prct Used</i>
1299-4300 Materials/Supplies/Other						
1299-4399 OperatingTransfers Out	1,776,701.00	979,438.26	979,438.26	0.00	797,262.74	55.13
Total Interfund Transfers Out	1,776,701.00	979,438.26	979,438.26	0.00	797,262.74	55.13

Expenditure Status Report
CITY OF HERMOSA BEACH
 7/1/2020 through 10/31/2020

001 General Fund

2101 Police

Account Number	Adjusted Appropriation	Expenditures	Year-to-date Expenditures	Year-to-date Encumbrances	Balance	Prct Used
2101-4100 Personal Services						
2101-4102 Regular Salaries	5,403,331.00	1,756,132.44	1,756,132.44	0.00	3,647,198.56	32.50
2101-4105 Special Duty Pay	93,561.00	30,244.26	30,244.26	0.00	63,316.74	32.33
2101-4106 Regular Overtime	420,000.00	104,017.22	104,017.22	0.00	315,982.78	24.77
2101-4111 Accrual Cash In	792,868.00	216,072.23	216,072.23	0.00	576,795.77	27.25
2101-4117 Shift Differential	6,000.00	1,532.54	1,532.54	0.00	4,467.46	25.54
2101-4118 Training Officer	8,600.00	2,124.79	2,124.79	0.00	6,475.21	24.71
2101-4180 Retirement	2,722,027.00	1,176,800.73	1,176,800.73	0.00	1,545,226.27	43.23
2101-4184 IRC 415(B) Retirement	12,000.00	0.00	0.00	0.00	12,000.00	0.00
2101-4187 Uniform Allowance	25,114.00	9,801.64	9,801.64	0.00	15,312.36	39.03
2101-4188 Employee Benefits	984,681.00	320,549.85	320,549.85	0.00	664,131.15	32.55
2101-4189 Medicare Benefits	79,916.00	30,990.67	30,990.67	0.00	48,925.33	38.78
2101-4190 Other Post Employment Benefits (OPEB)	177,826.00	59,276.00	59,276.00	118,552.00	-2.00	100.00
Total Personal Services	10,725,924.00	3,707,542.37	3,707,542.37	118,552.00	6,899,829.63	35.67
2101-4200 Contract Services						
2101-4201 Contract Serv/Private	254,810.00	42,414.37	42,414.37	87,062.63	125,333.00	50.81
2101-4251 Contract Service/Govt	1,143,399.00	410,218.85	410,218.85	663,145.36	70,034.79	93.87
Total Contract Services	1,398,209.00	452,633.22	452,633.22	750,207.99	195,367.79	86.03
2101-4300 Materials/Supplies/Other						
2101-4304 Telephone	53,000.00	14,539.36	14,539.36	0.00	38,460.64	27.43
2101-4305 Office Oper Supplies	45,000.00	6,873.56	6,873.56	2,547.89	35,578.55	20.94
2101-4306 Prisoner Maintenance	11,100.00	1,320.05	1,320.05	1,298.13	8,481.82	23.59
2101-4307 Radio Maintenance	1,000.00	0.00	0.00	505.35	494.65	50.54
2101-4309 Maintenance Materials	8,500.00	2,120.59	2,120.59	1,298.22	5,081.19	40.22
2101-4312 Travel Expense , POST	24,579.00	404.83	404.83	599.00	23,575.17	4.08
2101-4313 Travel Expense, STC	7,200.00	375.00	375.00	0.00	6,825.00	5.21
2101-4314 Uniforms	10,000.00	2,000.91	2,000.91	1,487.48	6,511.61	34.88
2101-4315 Membership	4,315.00	2,375.00	2,375.00	0.00	1,940.00	55.04
2101-4317 Conference/Training	74,330.00	13,433.64	13,433.64	371.96	60,524.40	18.57

Expenditure Status Report
CITY OF HERMOSA BEACH
 7/1/2020 through 10/31/2020

001 General Fund

2101 Police

Account Number	Adjusted Appropriation	Expenditures	Year-to-date Expenditures	Year-to-date Encumbrances	Balance	Prct Used
2101-4350 Safety Gear	4,000.00	356.37	356.37	356.36	3,287.27	17.82
2101-4390 Communications Equipment Chrgs	443,994.00	148,000.00	148,000.00	0.00	295,994.00	33.33
2101-4394 Building Maintenance Charges	11,250.00	3,752.00	3,752.00	0.00	7,498.00	33.35
2101-4395 Equip Replacement Charges	429,975.00	143,324.00	143,324.00	0.00	286,651.00	33.33
2101-4396 Insurance User Charges	1,192,175.00	397,392.00	397,392.00	0.00	794,783.00	33.33
Total Materials/Supplies/Other	2,320,418.00	736,267.31	736,267.31	8,464.39	1,575,686.30	32.09
2101-4900 Depreciation						
Total Depreciation	0.00	0.00	0.00	0.00	0.00	0.00
2101-5400 Equipment/Furniture						
Total Equipment/Furniture	0.00	0.00	0.00	0.00	0.00	0.00
2101-5600 Buildings/Improvements						
Total Buildings/Improvements	0.00	0.00	0.00	0.00	0.00	0.00
Total Police	14,444,551.00	4,896,442.90	4,896,442.90	877,224.38	8,670,883.72	39.97

Expenditure Status Report

CITY OF HERMOSA BEACH
 7/1/2020 through 10/31/2020

001 General Fund

2102 Crossing Guard

<i>Account Number</i>	<i>Adjusted Appropriation</i>	<i>Expenditures</i>	<i>Year-to-date Expenditures</i>	<i>Year-to-date Encumbrances</i>	<i>Balance</i>	<i>Prct Used</i>
2102-4200 Contract Services						
2102-4201 Contract Serv/Private	200,970.00	0.00	0.00	0.00	200,970.00	0.00
Total Crossing Guard	200,970.00	0.00	0.00	0.00	200,970.00	0.00

Expenditure Status Report
CITY OF HERMOSA BEACH
 7/1/2020 through 10/31/2020

001 General Fund

2202 County Fire District Costs

<i>Account Number</i>	<i>Adjusted Appropriation</i>	<i>Expenditures</i>	<i>Year-to-date Expenditures</i>	<i>Year-to-date Encumbrances</i>	<i>Balance</i>	<i>Prct Used</i>
2202-4100 Personal Services						
2202-4111 Accrual Cash In	0.00	53,150.00	53,150.00	74,405.00	-127,555.00	0.00
Total Personal Services	0.00	53,150.00	53,150.00	74,405.00	-127,555.00	0.00
2202-4200 Contract Services						
2202-4251 Contract Services/Gov't	5,502,233.00	2,292,594.00	2,292,594.00	3,209,638.00	1.00	100.00
Total Contract Services	5,502,233.00	2,292,594.00	2,292,594.00	3,209,638.00	1.00	100.00
2202-4300 Materials/Supplies/Other						
Total Materials/Supplies/Other	0.00	0.00	0.00	0.00	0.00	0.00
2202-5600 Buildings/Improvements						
2202-5601 Buildings and Improvements	0.00	151,530.00	151,530.00	212,142.00	-363,672.00	0.00
Total Buildings/Improvements	0.00	151,530.00	151,530.00	212,142.00	-363,672.00	0.00
Total County Fire District Costs	5,502,233.00	2,497,274.00	2,497,274.00	3,496,185.00	-491,226.00	108.93

Expenditure Status Report
CITY OF HERMOSA BEACH
 7/1/2020 through 10/31/2020

001 General Fund

2203 Fire Department Legacy Costs

<i>Account Number</i>	<i>Adjusted Appropriation</i>	<i>Expenditures</i>	<i>Year-to-date Expenditures</i>	<i>Year-to-date Encumbrances</i>	<i>Balance</i>	<i>Prct Used</i>
2203-4100 Personal Services						
2203-4180 Retirement	817,969.00	817,969.00	817,969.00	18,513.00	-18,513.00	102.26
Total Personal Services	817,969.00	817,969.00	817,969.00	18,513.00	-18,513.00	102.26
2203-4300 Materials/Supplies/Other						
Total Materials/Supplies/Other	0.00	0.00	0.00	0.00	0.00	0.00
Total Fire Department Legacy Costs	817,969.00	817,969.00	817,969.00	18,513.00	-18,513.00	102.26

Expenditure Status Report
CITY OF HERMOSA BEACH
 7/1/2020 through 10/31/2020

001 General Fund

2702 Emergency Management Response COVID-19

Account Number	Adjusted Appropriation	Expenditures	Year-to-date Expenditures	Year-to-date Encumbrances	Balance	Prct Used
2702-4100 Personal Services						
Total Personal Services	0.00	0.00	0.00	0.00	0.00	0.00
2702-4200 Contract Services						
2702-4201 Contract Serv/Private	0.00	22,655.54	22,655.54	0.00	-22,655.54	0.00
Total Contract Services	0.00	22,655.54	22,655.54	0.00	-22,655.54	0.00
2702-4300 Materials/Supplies/Other						
2702-4309 Maintenance Materials	0.00	154.38	154.38	0.00	-154.38	0.00
Total Materials/Supplies/Other	0.00	154.38	154.38	0.00	-154.38	0.00
2702-5400 Equipment/Furniture						
Total Equipment/Furniture	0.00	0.00	0.00	0.00	0.00	0.00
Total Emergency Management Response COVID-19	0.00	22,809.92	22,809.92	0.00	-22,809.92	0.00

Expenditure Status Report
CITY OF HERMOSA BEACH
 7/1/2020 through 10/31/2020

001 General Fund

3104 Street Maint/Traffic Safety

Account Number	Adjusted Appropriation	Expenditures	Year-to-date Expenditures	Year-to-date Encumbrances	Balance	Prct Used
3104-4100 Personal Services						
3104-4102 Regular Salaries	347,839.00	106,089.38	106,089.38	0.00	241,749.62	30.50
3104-4106 Regular Overtime	16,651.00	1,125.00	1,125.00	0.00	15,526.00	6.76
3104-4111 Accrual Cash In	28,007.00	0.00	0.00	0.00	28,007.00	0.00
3104-4180 Retirement	99,092.00	30,902.54	30,902.54	0.00	68,189.46	31.19
3104-4188 Employee Benefits	61,746.00	18,441.87	18,441.87	0.00	43,304.13	29.87
3104-4189 Medicare Benefits	2,940.00	855.44	855.44	0.00	2,084.56	29.10
3104-4190 Other Post Employment Benefits (OPEB)	11,938.00	3,980.00	3,980.00	7,960.00	-2.00	100.02
Total Personal Services	568,213.00	161,394.23	161,394.23	7,960.00	398,858.77	29.80
3104-4200 Contract Services						
3104-4201 Contract Serv/Private	396,073.00	42,716.15	42,716.15	164,535.78	188,821.07	52.33
3104-4251 Contract Service/Govt	10,331.00	2,069.00	2,069.00	2,000.00	6,262.00	39.39
Total Contract Services	406,404.00	44,785.15	44,785.15	166,535.78	195,083.07	52.00
3104-4300 Materials/Supplies/Other						
3104-4303 Utilities	10,156.00	1,521.80	1,521.80	0.00	8,634.20	14.98
3104-4309 Maintenance Materials	115,000.00	9,854.16	9,854.16	4,370.29	100,775.55	12.37
3104-4394 Building Maintenance Charges	666.00	224.00	224.00	0.00	442.00	33.63
3104-4395 Equip Replacement Charges	62,182.00	20,728.00	20,728.00	0.00	41,454.00	33.33
3104-4396 Insurance User Charges	299,670.00	99,892.00	99,892.00	0.00	199,778.00	33.33
Total Materials/Supplies/Other	487,674.00	132,219.96	132,219.96	4,370.29	351,083.75	28.01
3104-5400 Equipment/Furniture						
3104-5405 Equipment more than \$5,000	12,000.00	0.00	0.00	0.00	12,000.00	0.00
Total Equipment/Furniture	12,000.00	0.00	0.00	0.00	12,000.00	0.00
Total Street Maint/Traffic Safety	1,474,291.00	338,399.34	338,399.34	178,866.07	957,025.59	35.09

Expenditure Status Report
CITY OF HERMOSA BEACH
 7/1/2020 through 10/31/2020

001 General Fund

3301 Downtown Enhancement

Account Number	Adjusted Appropriation	Expenditures	Year-to-date Expenditures	Year-to-date Encumbrances	Balance	Prct Used
3301-4100 Personal Services						
3301-4102 Regular Salaries	45,377.00	12,839.03	12,839.03	0.00	32,537.97	28.29
3301-4106 Regular Overtime	1,200.00	0.00	0.00	0.00	1,200.00	0.00
3301-4111 Accrual Cash In	6,450.00	0.00	0.00	0.00	6,450.00	0.00
3301-4180 Retirement	6,137.00	1,162.88	1,162.88	0.00	4,974.12	18.95
3301-4188 Employee Benefits	4,396.00	1,308.01	1,308.01	0.00	3,087.99	29.75
3301-4189 Medicare Benefits	671.00	191.23	191.23	0.00	479.77	28.50
3301-4190 Other Post Employment Benefits/OPEB	1,197.00	400.00	400.00	800.00	-3.00	100.25
Total Personal Services	65,428.00	15,901.15	15,901.15	800.00	48,726.85	25.53
3301-4200 Contract Services						
3301-4201 Contract Serv/Private	350,469.00	71,231.88	71,231.88	27,979.86	251,257.26	28.31
Total Contract Services	350,469.00	71,231.88	71,231.88	27,979.86	251,257.26	28.31
3301-4300 Materials/Supplies/Other						
3301-4309 Maintenance Materials	3,000.00	139.24	139.24	0.00	2,860.76	4.64
3301-4394 Building Maintenance Charges	221.00	72.00	72.00	0.00	149.00	32.58
3301-4395 Equip Replacement Chrgs	576.00	192.00	192.00	0.00	384.00	33.33
3301-4396 Insurance User Charges	5,351.00	1,784.00	1,784.00	0.00	3,567.00	33.34
Total Materials/Supplies/Other	9,148.00	2,187.24	2,187.24	0.00	6,960.76	23.91
3301-4900 Depreciation						
Total Depreciation	0.00	0.00	0.00	0.00	0.00	0.00
3301-5400 Equipment/Furniture						
Total Equipment/Furniture	0.00	0.00	0.00	0.00	0.00	0.00
Total Downtown Enhancement	425,045.00	89,320.27	89,320.27	28,779.86	306,944.87	27.79

Expenditure Status Report
CITY OF HERMOSA BEACH
 7/1/2020 through 10/31/2020

001 General Fund

3302 Community Services

Account Number	Adjusted Appropriation	Expenditures	Year-to-date Expenditures	Year-to-date Encumbrances	Balance	Prct Used
3302-4100 Personal Services						
3302-4102 Regular Salaries	1,112,538.00	350,505.71	350,505.71	0.00	762,032.29	31.51
3302-4106 Regular Overtime	45,000.00	15,658.17	15,658.17	0.00	29,341.83	34.80
3302-4111 Accrual Cash In	64,082.00	9,858.01	9,858.01	0.00	54,223.99	15.38
3302-4112 Part Time Temporary	33,533.00	9,575.00	9,575.00	0.00	23,958.00	28.55
3302-4117 Shift Differential	7,525.00	2,064.64	2,064.64	0.00	5,460.36	27.44
3302-4118 Field Training Officer	600.00	0.00	0.00	0.00	600.00	0.00
3302-4180 Retirement	299,851.00	104,591.18	104,591.18	0.00	195,259.82	34.88
3302-4185 Alternative Retirement System-Parttime	50.00	0.00	0.00	6.99	43.01	13.98
3302-4187 Uniform Allowance	6,240.00	1,935.16	1,935.16	0.00	4,304.84	31.01
3302-4188 Employee Benefits	334,541.00	107,670.01	107,670.01	0.00	226,870.99	32.18
3302-4189 Medicare Benefits	16,715.00	5,650.33	5,650.33	0.00	11,064.67	33.80
3302-4190 Other Post Employment Benefits (OPEB)	38,367.00	12,788.00	12,788.00	25,576.00	3.00	99.99
Total Personal Services	1,959,042.00	620,296.21	620,296.21	25,582.99	1,313,162.80	32.97
3302-4200 Contract Services						
3302-4201 Contract Serv/Private	232,834.00	74,427.64	74,427.64	168,310.03	-9,903.67	104.25
3302-4251 Contract Services/Govt	113,206.00	43,618.63	43,618.63	73,820.57	-4,233.20	103.74
Total Contract Services	346,040.00	118,046.27	118,046.27	242,130.60	-14,136.87	104.09
3302-4300 Materials/Supplies/Other						
3302-4304 Telephone	7,733.00	1,778.94	1,778.94	0.00	5,954.06	23.00
3302-4305 Office Operating Supplies	20,000.00	1,087.11	1,087.11	0.00	18,912.89	5.44
3302-4307 Radio Maintenance	1,000.00	0.00	0.00	0.00	1,000.00	0.00
3302-4309 Maintenance Materials	33,000.00	10,081.44	10,081.44	11,376.30	11,542.26	65.02
3302-4314 Uniforms	2,000.00	0.00	0.00	536.52	1,463.48	26.83
3302-4315 Membership	845.00	0.00	0.00	0.00	845.00	0.00
3302-4317 Conference/Training	2,115.00	199.00	199.00	0.00	1,916.00	9.41
3302-4390 Communications Equipment Chrgs	124,330.00	41,444.00	41,444.00	0.00	82,886.00	33.33
3302-4394 Building Maintenance Charges	7,088.00	2,364.00	2,364.00	0.00	4,724.00	33.35
3302-4395 Equip Replacement Chrgs	120,185.00	40,060.00	40,060.00	0.00	80,125.00	33.33

Expenditure Status Report
CITY OF HERMOSA BEACH
 7/1/2020 through 10/31/2020

001 General Fund

3302 Community Services

<i>Account Number</i>	<i>Adjusted Appropriation</i>	<i>Expenditures</i>	<i>Year-to-date Expenditures</i>	<i>Year-to-date Encumbrances</i>	<i>Balance</i>	<i>Prct Used</i>
3302-4396 Insurance User Charges	148,057.00	49,352.00	49,352.00	0.00	98,705.00	33.33
Total Materials/Supplies/Other	466,353.00	146,366.49	146,366.49	11,912.82	308,073.69	33.94
3302-4900 Depreciation						
Total Depreciation	0.00	0.00	0.00	0.00	0.00	0.00
3302-5400 Equipment/Furniture						
3302-5401 Equip-Less Than \$1,000	1,450.00	0.00	0.00	0.00	1,450.00	0.00
Total Equipment/Furniture	1,450.00	0.00	0.00	0.00	1,450.00	0.00
3302-5600 Buildings/Improvements						
Total Buildings/Improvements	0.00	0.00	0.00	0.00	0.00	0.00
Total Community Services	2,772,885.00	884,708.97	884,708.97	279,626.41	1,608,549.62	41.99

Expenditure Status Report
CITY OF HERMOSA BEACH
 7/1/2020 through 10/31/2020

001 General Fund

3304 North Pier Parking Structure

Account Number	Adjusted Appropriation	Expenditures	Year-to-date Expenditures	Year-to-date Encumbrances	Balance	Prct Used
3304-4200 Contract Services						
3304-4201 Contract Serv/Private	108,800.00	10,304.23	10,304.23	21,183.59	77,312.18	28.94
3304-4251 Contract Services/Gov't	225.00	0.00	0.00	0.00	225.00	0.00
Total Contract Services	109,025.00	10,304.23	10,304.23	21,183.59	77,537.18	28.88
3304-4300 Materials/Supplies/Other						
3304-4303 Utilities	26,982.00	5,457.70	5,457.70	0.00	21,524.30	20.23
3304-4304 Telephone	699.00	247.23	247.23	0.00	451.77	35.37
3304-4309 Maintenance Materials	4,500.00	0.00	0.00	0.00	4,500.00	0.00
Total Materials/Supplies/Other	32,181.00	5,704.93	5,704.93	0.00	26,476.07	17.73
3304-4900 Depreciation						
Total Depreciation	0.00	0.00	0.00	0.00	0.00	0.00
Total North Pier Parking Structure	141,206.00	16,009.16	16,009.16	21,183.59	104,013.25	26.34

Expenditure Status Report
CITY OF HERMOSA BEACH
 7/1/2020 through 10/31/2020

001 General Fund

3305 Downtown Parking Lot A

<i>Account Number</i>	<i>Adjusted Appropriation</i>	<i>Expenditures</i>	<i>Year-to-date Expenditures</i>	<i>Year-to-date Encumbrances</i>	<i>Balance</i>	<i>Prct Used</i>
3305-4200 Contract Services						
3305-4201 Contract Serv/Private	41,807.00	8,481.45	8,481.45	0.00	33,325.55	20.29
Total Contract Services	41,807.00	8,481.45	8,481.45	0.00	33,325.55	20.29
3305-4300 Materials/Supplies/Other						
3305-4309 Maintenance Materials	2,000.00	0.00	0.00	0.00	2,000.00	0.00
Total Materials/Supplies/Other	2,000.00	0.00	0.00	0.00	2,000.00	0.00
3305-4900 Depreciation						
Total Depreciation	0.00	0.00	0.00	0.00	0.00	0.00
Total Downtown Parking Lot A	43,807.00	8,481.45	8,481.45	0.00	35,325.55	19.36

Expenditure Status Report

CITY OF HERMOSA BEACH
 7/1/2020 through 10/31/2020

001 General Fund

3306 Co. Share Pkg Structure Rev.

<i>Account Number</i>	<i>Adjusted Appropriation</i>	<i>Expenditures</i>	<i>Year-to-date Expenditures</i>	<i>Year-to-date Encumbrances</i>	<i>Balance</i>	<i>Prct Used</i>
3306-4200 Contract Services						
3306-4251 Contract Services/Gov't	117,896.00	0.00	0.00	0.00	117,896.00	0.00
Total Co. Share Pkg Structure Rev.	117,896.00	0.00	0.00	0.00	117,896.00	0.00

Expenditure Status Report
CITY OF HERMOSA BEACH
 7/1/2020 through 10/31/2020

001 General Fund

4101 Community Dev/Planning

Account Number	Adjusted Appropriation	Expenditures	Year-to-date Expenditures	Year-to-date Encumbrances	Balance	Prct Used
4101-4100 Personal Services						
4101-4102 Regular Salaries	611,750.00	184,481.51	184,481.51	0.00	427,268.49	30.16
4101-4106 Regular Overtime	0.00	379.15	379.15	0.00	-379.15	0.00
4101-4111 Accrual Cash In	30,453.00	5,779.34	5,779.34	0.00	24,673.66	18.98
4101-4112 Part Time/Temporary	74,963.00	51,343.60	51,343.60	0.00	23,619.40	68.49
4101-4117 Shift Differential	1,000.00	256.32	256.32	0.00	743.68	25.63
4101-4180 Retirement	116,324.00	35,489.89	35,489.89	0.00	80,834.11	30.51
4101-4185 Alternative Retirement System-Parttime	150.00	0.00	0.00	14.61	135.39	9.74
4101-4187 Uniform Allowance	240.00	160.00	160.00	0.00	80.00	66.67
4101-4188 Employee Benefits	106,543.00	33,784.09	33,784.09	0.00	72,758.91	31.71
4101-4189 Medicare Benefits	10,861.00	3,578.39	3,578.39	0.00	7,282.61	32.95
4101-4190 Other Post Employment Benefits (OPEB)	16,530.00	5,512.00	5,512.00	11,024.00	-6.00	100.04
Total Personal Services	968,814.00	320,764.29	320,764.29	11,038.61	637,011.10	34.25
4101-4200 Contract Services						
4101-4201 Contract Serv/Private	34,300.00	15,620.00	15,620.00	29,100.00	-10,420.00	130.38
Total Contract Services	34,300.00	15,620.00	15,620.00	29,100.00	-10,420.00	130.38
4101-4300 Materials/Supplies/Other						
4101-4304 Telephone	2,000.00	250.81	250.81	0.00	1,749.19	12.54
4101-4305 Office Oper Supplies	2,500.00	597.36	597.36	0.00	1,902.64	23.89
4101-4314 Uniforms	229.00	0.00	0.00	0.00	229.00	0.00
4101-4315 Membership	3,415.00	99.00	99.00	108.00	3,208.00	6.06
4101-4317 Conference/Training	3,420.00	0.00	0.00	0.00	3,420.00	0.00
4101-4390 Communications Equipment Chrgs	17,484.00	5,828.00	5,828.00	0.00	11,656.00	33.33
4101-4394 Building Maintenance Charges	2,234.00	744.00	744.00	0.00	1,490.00	33.30
4101-4396 Insurance User Charges	38,394.00	12,800.00	12,800.00	0.00	25,594.00	33.34
Total Materials/Supplies/Other	69,676.00	20,319.17	20,319.17	108.00	49,248.83	29.32
Total Community Dev/Planning	1,072,790.00	356,703.46	356,703.46	40,246.61	675,839.93	37.00

Expenditure Status Report
 CITY OF HERMOSA BEACH
 7/1/2020 through 10/31/2020

001 General Fund

4104 Coastal Permit Auth Grant

<i>Account Number</i>	<i>Adjusted Appropriation</i>	<i>Expenditures</i>	<i>Year-to-date Expenditures</i>	<i>Year-to-date Encumbrances</i>	<i>Balance</i>	<i>Prct Used</i>
4104-4100 Personal Services						
Total Personal Services	0.00	0.00	0.00	0.00	0.00	0.00
4104-4200 Contract Services						
4104-4201 Contract Serv/Private	100,014.00	0.00	0.00	2,875.00	97,139.00	2.87
Total Contract Services	100,014.00	0.00	0.00	2,875.00	97,139.00	2.87
4104-4300 Materials/Supplies/Other						
Total Materials/Supplies/Other	0.00	0.00	0.00	0.00	0.00	0.00
Total Coastal Permit Auth Grant	100,014.00	0.00	0.00	2,875.00	97,139.00	2.87

Expenditure Status Report
 CITY OF HERMOSA BEACH
 7/1/2020 through 10/31/2020

001 General Fund

4105 Zoning Ordinance Update

<u>Account Number</u>	<u>Adjusted Appropriation</u>	<u>Expenditures</u>	<u>Year-to-date Expenditures</u>	<u>Year-to-date Encumbrances</u>	<u>Balance</u>	<u>Prct Used</u>
4105-4200 Contract Services						
4105-4201 Contract Serv/Private	219,962.00	0.00	0.00	0.00	219,962.00	0.00
Total Zoning Ordinance Update	219,962.00	0.00	0.00	0.00	219,962.00	0.00

Expenditure Status Report

CITY OF HERMOSA BEACH
 7/1/2020 through 10/31/2020

001 General Fund

4108 Housing Element Update

<u>Account Number</u>	<u>Adjusted Appropriation</u>	<u>Expenditures</u>	<u>Year-to-date Expenditures</u>	<u>Year-to-date Encumbrances</u>	<u>Balance</u>	<u>Prct Used</u>
4108-4200 Contract Services						
4108-4201 Contract Serv/Private	85,000.00	0.00	0.00	0.00	85,000.00	0.00
Total Housing Element Update	85,000.00	0.00	0.00	0.00	85,000.00	0.00

Expenditure Status Report
CITY OF HERMOSA BEACH
 7/1/2020 through 10/31/2020

001 General Fund

4201 Community Dev/Building

Account Number	Adjusted Appropriation	Expenditures	Year-to-date Expenditures	Year-to-date Encumbrances	Balance	Prct Used
4201-4100 Personal Services						
4201-4102 Regular Salaries	524,900.00	179,602.66	179,602.66	0.00	345,297.34	34.22
4201-4106 Regular Overtime	0.00	379.14	379.14	0.00	-379.14	0.00
4201-4111 Accrual Cash In	20,383.00	9,325.25	9,325.25	0.00	11,057.75	45.75
4201-4117 Shift Differential	1,000.00	256.32	256.32	0.00	743.68	25.63
4201-4180 Retirement	158,448.00	55,463.54	55,463.54	0.00	102,984.46	35.00
4201-4185 Alternative Retirement System-Parttime	150.00	0.00	0.00	14.61	135.39	9.74
4201-4187 Uniform Allowance	480.00	160.00	160.00	0.00	320.00	33.33
4201-4188 Employee Benefits	72,495.00	24,046.25	24,046.25	0.00	48,448.75	33.17
4201-4189 Medicare Benefits	7,766.00	2,808.71	2,808.71	0.00	4,957.29	36.17
4201-4190 Other Post Employment Benefits (OPEB)	16,962.00	5,656.00	5,656.00	11,312.00	-6.00	100.04
Total Personal Services	802,584.00	277,697.87	277,697.87	11,326.61	513,559.52	36.01
4201-4200 Contract Services						
4201-4201 Contract Serv/Private	118,802.00	23,459.50	23,459.50	89,042.50	6,300.00	94.70
Total Contract Services	118,802.00	23,459.50	23,459.50	89,042.50	6,300.00	94.70
4201-4300 Materials/Supplies/Other						
4201-4304 Telephone	5,700.00	1,312.74	1,312.74	0.00	4,387.26	23.03
4201-4305 Office Oper Supplies	5,000.00	163.76	163.76	0.00	4,836.24	3.28
4201-4315 Membership	2,005.00	420.00	420.00	0.00	1,585.00	20.95
4201-4317 Conference/Training	5,760.00	0.00	0.00	0.00	5,760.00	0.00
4201-4390 Communications Equipment Chrgs	24,090.00	8,032.00	8,032.00	0.00	16,058.00	33.34
4201-4394 Building Maintenance Charges	1,409.00	468.00	468.00	0.00	941.00	33.22
4201-4395 Equip Replacement Charges	25,400.00	8,468.00	8,468.00	0.00	16,932.00	33.34
4201-4396 Insurance User Charges	47,026.00	15,676.00	15,676.00	0.00	31,350.00	33.33
Total Materials/Supplies/Other	116,390.00	34,540.50	34,540.50	0.00	81,849.50	29.68
4201-4900 Depreciation						
Total Depreciation	0.00	0.00	0.00	0.00	0.00	0.00

Expenditure Status Report

CITY OF HERMOSA BEACH
7/1/2020 through 10/31/2020

001 General Fund

4201 Community Dev/Building

<u>Account Number</u>	<u>Adjusted Appropriation</u>	<u>Expenditures</u>	<u>Year-to-date Expenditures</u>	<u>Year-to-date Encumbrances</u>	<u>Balance</u>	<u>Prct Used</u>
4201-5600 Buildings/Improvements						
Total Buildings/Improvements	0.00	0.00	0.00	0.00	0.00	0.00
Total Community Dev/Building	1,037,776.00	335,697.87	335,697.87	100,369.11	601,709.02	42.02

Expenditure Status Report
CITY OF HERMOSA BEACH
 7/1/2020 through 10/31/2020

001 General Fund

4202 Public Works Administration

Account Number	Adjusted Appropriation	Expenditures	Year-to-date Expenditures	Year-to-date Encumbrances	Balance	Prct Used
4202-4100 Personal Services						
4202-4102 Regular Salaries	643,088.00	172,326.69	172,326.69	0.00	470,761.31	26.80
4202-4106 Regular Overtime	5,000.00	4,250.00	4,250.00	0.00	750.00	85.00
4202-4111 Accrual Cash In	11,693.00	0.00	0.00	0.00	11,693.00	0.00
4202-4112 Part Time/Temporary	14,040.00	31,938.69	31,938.69	0.00	-17,898.69	227.48
4202-4180 Retirement	83,904.00	23,924.07	23,924.07	0.00	59,979.93	28.51
4202-4188 Employee Benefits	100,267.00	30,490.01	30,490.01	0.00	69,776.99	30.41
4202-4189 Medicare Benefits	9,806.00	3,150.33	3,150.33	0.00	6,655.67	32.13
4202-4190 Other Post Employment Benefits (OPEB)	27,204.00	9,068.00	9,068.00	18,136.00	0.00	100.00
Total Personal Services	895,002.00	275,147.79	275,147.79	18,136.00	601,718.21	32.77
4202-4200 Contract Services						
4202-4201 Contract Serv/Private	101,590.00	10,114.15	10,114.15	55,415.00	36,060.85	64.50
Total Contract Services	101,590.00	10,114.15	10,114.15	55,415.00	36,060.85	64.50
4202-4300 Materials/Supplies/Other						
4202-4304 Telephone	20,000.00	2,012.34	2,012.34	0.00	17,987.66	10.06
4202-4305 Office Oper Supplies	15,000.00	1,164.20	1,164.20	652.95	13,182.85	12.11
4202-4314 Uniforms	6,678.00	1,485.08	1,485.08	0.00	5,192.92	22.24
4202-4315 Membership	2,200.00	283.34	283.34	0.00	1,916.66	12.88
4202-4317 Conference/Training	12,795.00	0.00	0.00	1,149.75	11,645.25	8.99
4202-4390 Communications Equipment Chrgs	96,241.00	32,080.00	32,080.00	0.00	64,161.00	33.33
4202-4394 Building Maintenance Charges	6,478.00	2,160.00	2,160.00	0.00	4,318.00	33.34
4202-4395 Equip Replacement Charges	19,994.00	6,664.00	6,664.00	0.00	13,330.00	33.33
4202-4396 Insurance User Charges	301,703.00	100,568.00	100,568.00	0.00	201,135.00	33.33
Total Materials/Supplies/Other	481,089.00	146,416.96	146,416.96	1,802.70	332,869.34	30.81
4202-4900 Depreciation						
Total Depreciation	0.00	0.00	0.00	0.00	0.00	0.00
4202-5400 Equipment/Furniture						

Expenditure Status Report
 CITY OF HERMOSA BEACH
 7/1/2020 through 10/31/2020

001 General Fund

4202 Public Works Administration

<i>Account Number</i>	<i>Adjusted Appropriation</i>	<i>Expenditures</i>	<i>Year-to-date Expenditures</i>	<i>Year-to-date Encumbrances</i>	<i>Balance</i>	<i>Prct Used</i>
Total Equipment/Furniture	0.00	0.00	0.00	0.00	0.00	0.00
4202-5600 Buildings/Improvements						
Total Buildings/Improvements	0.00	0.00	0.00	0.00	0.00	0.00
Total Public Works Administration	1,477,681.00	431,678.90	431,678.90	75,353.70	970,648.40	34.31

Expenditure Status Report
CITY OF HERMOSA BEACH
 7/1/2020 through 10/31/2020

001 General Fund

4204 Building Maintenance

Account Number	Adjusted Appropriation	Expenditures	Year-to-date Expenditures	Year-to-date Encumbrances	Balance	Prct Used
4204-4100 Personal Services						
4204-4102 Regular Salaries	211,038.00	51,661.22	51,661.22	0.00	159,376.78	24.48
4204-4106 Regular Overtime	15,000.00	2,648.80	2,648.80	0.00	12,351.20	17.66
4204-4111 Accrual Cash In	23,824.00	0.00	0.00	0.00	23,824.00	0.00
4204-4180 Retirement	38,512.00	5,816.94	5,816.94	0.00	32,695.06	15.10
4204-4185 Alternative Retirement System-Parttime	125.00	0.00	0.00	13.08	111.92	10.46
4204-4188 Employee Benefits	49,372.00	14,458.14	14,458.14	0.00	34,913.86	29.28
4204-4189 Medicare Benefits	3,071.00	791.86	791.86	0.00	2,279.14	25.79
4204-4190 Other Post Employment Benefits (OPEB)	8,812.00	2,936.00	2,936.00	5,872.00	4.00	99.95
Total Personal Services	349,754.00	78,312.96	78,312.96	5,885.08	265,555.96	24.07
4204-4200 Contract Services						
4204-4201 Contract Serv/Private	166,808.00	30,312.25	30,312.25	75,508.47	60,987.28	63.44
4204-4251 Contract Service/Govt	225.00	0.00	0.00	0.00	225.00	0.00
Total Contract Services	167,033.00	30,312.25	30,312.25	75,508.47	61,212.28	63.35
4204-4300 Materials/Supplies/Other						
4204-4303 Utilities	161,950.00	47,364.31	47,364.31	0.00	114,585.69	29.25
4204-4309 Maintenance Materials	44,000.00	6,379.58	6,379.58	273.15	37,347.27	15.12
4204-4321 Building Sfty/Security	6,000.00	949.40	949.40	0.00	5,050.60	15.82
4204-4390 Communications Equipment Chrgs	5,457.00	1,820.00	1,820.00	0.00	3,637.00	33.35
4204-4394 Building Maintenance Charges	667.00	224.00	224.00	0.00	443.00	33.58
4204-4395 Equip Replacement Charges	17,145.00	5,716.00	5,716.00	0.00	11,429.00	33.34
4204-4396 Insurance User Charges	82,666.00	27,556.00	27,556.00	0.00	55,110.00	33.33
Total Materials/Supplies/Other	317,885.00	90,009.29	90,009.29	273.15	227,602.56	28.40
4204-4900 Depreciation						
Total Depreciation	0.00	0.00	0.00	0.00	0.00	0.00
4204-5400 Equipment/Furniture						

Expenditure Status Report
 CITY OF HERMOSA BEACH
 7/1/2020 through 10/31/2020

001 General Fund

4204 Building Maintenance

<i>Account Number</i>	<i>Adjusted Appropriation</i>	<i>Expenditures</i>	<i>Year-to-date Expenditures</i>	<i>Year-to-date Encumbrances</i>	<i>Balance</i>	<i>Prct Used</i>
4204-5402 Equip-More Than \$1,000	0.00	1,500.00	1,500.00	0.00	-1,500.00	0.00
Total Equipment/Furniture	0.00	1,500.00	1,500.00	0.00	-1,500.00	0.00
4204-5600 Buildings/Improvements						
Total Buildings/Improvements	0.00	0.00	0.00	0.00	0.00	0.00
Total Building Maintenance	834,672.00	200,134.50	200,134.50	81,666.70	552,870.80	33.76

Expenditure Status Report

CITY OF HERMOSA BEACH
7/1/2020 through 10/31/2020

001 General Fund

4210 Systemic Safety Analysis Report Program

<u>Account Number</u>	<u>Adjusted Appropriation</u>	<u>Expenditures</u>	<u>Year-to-date Expenditures</u>	<u>Year-to-date Encumbrances</u>	<u>Balance</u>	<u>Prct Used</u>
4210-4200 Contract Services						
4210-4201 Contract Serv/Private	9,230.00	3,552.26	3,552.26	5,677.54	0.20	100.00
Total Systemic Safety Analysis Report Program	9,230.00	3,552.26	3,552.26	5,677.54	0.20	100.00

Expenditure Status Report
CITY OF HERMOSA BEACH
 7/1/2020 through 10/31/2020

001 General Fund

4601 Community Resources

Account Number	Adjusted Appropriation	Expenditures	Year-to-date Expenditures	Year-to-date Encumbrances	Balance	Prct Used
4601-4100 Personal Services						
4601-4102 Regular Salaries	359,883.00	126,387.38	126,387.38	0.00	233,495.62	35.12
4601-4106 Regular Overtime	5,007.00	19.50	19.50	0.00	4,987.50	0.39
4601-4111 Accrual Cash In	15,141.00	387.07	387.07	0.00	14,753.93	2.56
4601-4112 Part Time/Temporary	187,200.00	46,832.48	46,832.48	0.00	140,367.52	25.02
4601-4180 Retirement	126,477.00	58,284.75	58,284.75	0.00	68,192.25	46.08
4601-4185 Alternative Retirement System-Parttime	2,500.00	0.00	0.00	234.21	2,265.79	9.37
4601-4188 Employee Benefits	51,114.00	20,036.21	20,036.21	0.00	31,077.79	39.20
4601-4189 Medicare Benefits	5,763.00	2,766.05	2,766.05	0.00	2,996.95	48.00
4601-4190 Other Post Employment Benefits (OPEB)	13,136.00	4,380.00	4,380.00	8,760.00	-4.00	100.03
Total Personal Services	766,221.00	259,093.44	259,093.44	8,994.21	498,133.35	34.99
4601-4200 Contract Services						
4601-4201 Contract Serv/Private	50,125.00	15,392.01	15,392.01	0.00	34,732.99	30.71
4601-4221 Contract Rec Classes/Programs	199,500.00	135,655.10	135,655.10	1,893.50	61,951.40	68.95
Total Contract Services	249,625.00	151,047.11	151,047.11	1,893.50	96,684.39	61.27
4601-4300 Materials/Supplies/Other						
4601-4302 Advertising	2,000.00	0.00	0.00	0.00	2,000.00	0.00
4601-4304 Telephone	5,000.00	772.49	772.49	0.00	4,227.51	15.45
4601-4305 Office Oper Supplies	6,500.00	734.51	734.51	48.00	5,717.49	12.04
4601-4308 Program Materials	10,000.00	204.24	204.24	0.00	9,795.76	2.04
4601-4315 Membership	3,075.00	395.00	395.00	0.00	2,680.00	12.85
4601-4317 Conference/Training	2,000.00	30.00	30.00	0.00	1,970.00	1.50
4601-4328 Hermosa Senior Center Programs	6,000.00	19.98	19.98	510.13	5,469.89	8.84
4601-4390 Communications Equipment Chrgs	43,356.00	14,452.00	14,452.00	0.00	28,904.00	33.33
4601-4394 Building Maintenance Charges	35,237.00	11,744.00	11,744.00	0.00	23,493.00	33.33
4601-4395 Equip Replacement Charges	18,957.00	6,320.00	6,320.00	0.00	12,637.00	33.34
4601-4396 Insurance User Charges	92,761.00	30,920.00	30,920.00	0.00	61,841.00	33.33
Total Materials/Supplies/Other	224,886.00	65,592.22	65,592.22	558.13	158,735.65	29.42

Expenditure Status Report

CITY OF HERMOSA BEACH
 7/1/2020 through 10/31/2020

001 General Fund

4601 Community Resources

<i>Account Number</i>	<i>Adjusted Appropriation</i>	<i>Expenditures</i>	<i>Year-to-date Expenditures</i>	<i>Year-to-date Encumbrances</i>	<i>Balance</i>	<i>Prct Used</i>
4601-4900 Depreciation						
Total Depreciation	0.00	0.00	0.00	0.00	0.00	0.00
4601-5400 Equipment/Furniture						
Total Equipment/Furniture	0.00	0.00	0.00	0.00	0.00	0.00
4601-5600 Buildings/Improvements						
Total Buildings/Improvements	0.00	0.00	0.00	0.00	0.00	0.00
Total Community Resources	1,240,732.00	475,732.77	475,732.77	11,445.84	753,553.39	39.27

Expenditure Status Report
CITY OF HERMOSA BEACH
 7/1/2020 through 10/31/2020

001 General Fund

6101 Parks

Account Number	Adjusted Appropriation	Expenditures	Year-to-date Expenditures	Year-to-date Encumbrances	Balance	Prct Used
6101-4100 Personal Services						
6101-4102 Regular Salaries	340,806.00	103,648.27	103,648.27	0.00	237,157.73	30.41
6101-4106 Regular Overtime	4,500.00	1,859.18	1,859.18	0.00	2,640.82	41.32
6101-4111 Accrual Cash In	18,697.00	677.07	677.07	0.00	18,019.93	3.62
6101-4180 Retirement	65,194.00	19,741.51	19,741.51	0.00	45,452.49	30.28
6101-4187 Uniform Allowance	912.00	304.00	304.00	0.00	608.00	33.33
6101-4188 Employee Benefits	87,636.00	27,280.79	27,280.79	0.00	60,355.21	31.13
6101-4189 Medicare Benefits	5,020.00	1,567.86	1,567.86	0.00	3,452.14	31.23
6101-4190 Other Post Employment Benefits (OPEB)	11,329.00	3,776.00	3,776.00	7,552.00	1.00	99.99
Total Personal Services	534,094.00	158,854.68	158,854.68	7,552.00	367,687.32	31.16
6101-4200 Contract Services						
6101-4201 Contract Serv/Private	248,731.00	69,752.46	69,752.46	214,370.00	-35,391.46	114.23
6101-4251 Contract Service/Govt	222.00	0.00	0.00	0.00	222.00	0.00
Total Contract Services	248,953.00	69,752.46	69,752.46	214,370.00	-35,169.46	114.13
6101-4300 Materials/Supplies/Other						
6101-4303 Utilities	335,061.00	60,302.80	60,302.80	0.00	274,758.20	18.00
6101-4309 Maintenance Materials	60,000.00	4,837.14	4,837.14	278.85	54,884.01	8.53
6101-4394 Building Maintenance Charges	21,867.00	7,288.00	7,288.00	0.00	14,579.00	33.33
6101-4395 Equip Replacement Chrgs	29,052.00	9,684.00	9,684.00	0.00	19,368.00	33.33
6101-4396 Insurance User Charges	112,084.00	37,360.00	37,360.00	0.00	74,724.00	33.33
Total Materials/Supplies/Other	558,064.00	119,471.94	119,471.94	278.85	438,313.21	21.46
6101-4900 Depreciation						
Total Depreciation	0.00	0.00	0.00	0.00	0.00	0.00
6101-5400 Equipment/Furniture						
Total Equipment/Furniture	0.00	0.00	0.00	0.00	0.00	0.00
6101-5600 Buildings/Improvements						

Expenditure Status Report

CITY OF HERMOSA BEACH
7/1/2020 through 10/31/2020

001 General Fund

6101 Parks

<u>Account Number</u>	<u>Adjusted Appropriation</u>	<u>Expenditures</u>	<u>Year-to-date Expenditures</u>	<u>Year-to-date Encumbrances</u>	<u>Balance</u>	<u>Prct Used</u>
Total Buildings/Improvements	0.00	0.00	0.00	0.00	0.00	0.00
Total Parks	1,341,111.00	348,079.08	348,079.08	222,200.85	770,831.07	42.52

Expenditure Status Report

CITY OF HERMOSA BEACH
 7/1/2020 through 10/31/2020

001 General Fund

8143 PCH Mobility Improvement Project

<u>Account Number</u>	<u>Adjusted Appropriation</u>	<u>Expenditures</u>	<u>Year-to-date Expenditures</u>	<u>Year-to-date Encumbrances</u>	<u>Balance</u>	<u>Prct Used</u>
8143-4200 Contract Services						
Total PCH Mobility Improvement Project	0.00	0.00	0.00	0.00	0.00	0.00

Expenditure Status Report

CITY OF HERMOSA BEACH
7/1/2020 through 10/31/2020

001 General Fund

8186 Street Improvement Various Locations

<u>Account Number</u>	<u>Adjusted Appropriation</u>	<u>Expenditures</u>	<u>Year-to-date Expenditures</u>	<u>Year-to-date Encumbrances</u>	<u>Balance</u>	<u>Prct Used</u>
8186-4200 Contract Services						
Total Street Improvement Various Locations	0.00	0.00	0.00	0.00	0.00	0.00

expstat.rpt
11/19/2020 5:08PM
Periods: 0 through 4

Expenditure Status Report

Page: 47

CITY OF HERMOSA BEACH
7/1/2020 through 10/31/2020

001 General Fund

8538 Citywide Park Master Plan

<u>Account Number</u>	<u>Adjusted Appropriation</u>	<u>Expenditures</u>	<u>Year-to-date Expenditures</u>	<u>Year-to-date Encumbrances</u>	<u>Balance</u>	<u>Prct Used</u>
8538-4200 Contract Services						
8538-4201 Contract Serv/Private	42,065.00	1,654.00	1,654.00	0.00	40,411.00	3.93
Total Citywide Park Master Plan	42,065.00	1,654.00	1,654.00	0.00	40,411.00	3.93

Page: 47

Expenditure Status Report

CITY OF HERMOSA BEACH
7/1/2020 through 10/31/2020

001 General Fund

8609 Downtown Strategic Plan Implementation

<u>Account Number</u>	<u>Adjusted Appropriation</u>	<u>Expenditures</u>	<u>Year-to-date Expenditures</u>	<u>Year-to-date Encumbrances</u>	<u>Balance</u>	<u>Prct Used</u>
8609-4200 Contract Services						
Total Downtown Strategic Plan Implementation	0.00	0.00	0.00	0.00	0.00	0.00

Expenditure Status Report

CITY OF HERMOSA BEACH
7/1/2020 through 10/31/2020

001 General Fund

8614 Police Facilities Improvements

<u>Account Number</u>	<u>Adjusted Appropriation</u>	<u>Expenditures</u>	<u>Year-to-date Expenditures</u>	<u>Year-to-date Encumbrances</u>	<u>Balance</u>	<u>Prct Used</u>
8614-4200 Contract Services						
8614-4201 Contract Serv/Private	0.00	0.00	0.00	142.66	-142.66	0.00
Total Police Facilities Improvements	0.00	0.00	0.00	142.66	-142.66	0.00

Expenditure Status Report

CITY OF HERMOSA BEACH
 7/1/2020 through 10/31/2020

001 General Fund

8615 City Yard Renovations

<i>Account Number</i>	<i>Adjusted Appropriation</i>	<i>Expenditures</i>	<i>Year-to-date Expenditures</i>	<i>Year-to-date Encumbrances</i>	<i>Balance</i>	<i>Prct Used</i>
8615-4200 Contract Services						
8615-4201 Contract Serv/Private	46,715.00	0.00	0.00	70,066.25	-23,351.25	149.99
Total City Yard Renovations	46,715.00	0.00	0.00	70,066.25	-23,351.25	149.99

expstat.rpt
11/19/2020 5:08PM
Periods: 0 through 4

Expenditure Status Report

Page: 51

CITY OF HERMOSA BEACH
7/1/2020 through 10/31/2020

001 General Fund

8650 Community Center Gen Improvement Phase 3

<u>Account Number</u>	<u>Adjusted Appropriation</u>	<u>Expenditures</u>	<u>Year-to-date Expenditures</u>	<u>Year-to-date Encumbrances</u>	<u>Balance</u>	<u>Prct Used</u>
8650-4200 Contract Services						
8650-4201 Contract Serv/Private	99,976.00	0.00	0.00	0.00	99,976.00	0.00
Total Community Center Gen Improvement Phase 3	99,976.00	0.00	0.00	0.00	99,976.00	0.00

Page: 51

Expenditure Status Report

CITY OF HERMOSA BEACH
7/1/2020 through 10/31/2020

001 General Fund

8672 Council Chambers Improvements

<u>Account Number</u>	<u>Adjusted Appropriation</u>	<u>Expenditures</u>	<u>Year-to-date Expenditures</u>	<u>Year-to-date Encumbrances</u>	<u>Balance</u>	<u>Prct Used</u>
8672-4200 Contract Services						
8672-4201 Contract Serv/Private	133,639.00	0.00	0.00	49,825.69	83,813.31	37.28
Total Council Chambers Improvements	133,639.00	0.00	0.00	49,825.69	83,813.31	37.28

Expenditure Status Report

CITY OF HERMOSA BEACH
7/1/2020 through 10/31/2020

001 General Fund

8674 Police Dept Substation Facility Improvem

<u>Account Number</u>	<u>Adjusted Appropriation</u>	<u>Expenditures</u>	<u>Year-to-date Expenditures</u>	<u>Year-to-date Encumbrances</u>	<u>Balance</u>	<u>Prct Used</u>
8674-4200 Contract Services						
Total Police Dept Substation Facility Improvem	0.00	0.00	0.00	0.00	0.00	0.00

Expenditure Status Report

CITY OF HERMOSA BEACH
 7/1/2020 through 10/31/2020

001 General Fund

8683 Bard Street Closure

<i>Account Number</i>	<i>Adjusted Appropriation</i>	<i>Expenditures</i>	<i>Year-to-date Expenditures</i>	<i>Year-to-date Encumbrances</i>	<i>Balance</i>	<i>Prct Used</i>
8683-4200 Contract Services						
Total Bard Street Closure	0.00	0.00	0.00	0.00	0.00	0.00
Total General Fund	41,470,104.00	14,391,471.24	14,391,471.24	6,164,152.65	20,914,480.11	49.57

Expenditure Status Report

CITY OF HERMOSA BEACH
 7/1/2020 through 10/31/2020

105 Lightg/Landscapg Dist Fund

1299 Interfund Transfers Out

<i>Account Number</i>	<i>Adjusted Appropriation</i>	<i>Expenditures</i>	<i>Year-to-date Expenditures</i>	<i>Year-to-date Encumbrances</i>	<i>Balance</i>	<i>Prct Used</i>
1299-4300 Materials/Supplies/Other						
1299-4399 Operating Transfers Out	11,054.00	3,684.00	3,684.00	0.00	7,370.00	33.33
Total Interfund Transfers Out	11,054.00	3,684.00	3,684.00	0.00	7,370.00	33.33

Expenditure Status Report
CITY OF HERMOSA BEACH
 7/1/2020 through 10/31/2020

105 Lightg/Landscapg Dist Fund

2601 Lighting/Landscaping/Medians

Account Number	Adjusted Appropriation	Expenditures	Year-to-date Expenditures	Year-to-date Encumbrances	Balance	Prct Used
2601-4100 Personal Services						
2601-4102 Regular Salaries	61,460.00	7,930.76	7,930.76	0.00	53,529.24	12.90
2601-4106 Regular Overtime	5,000.00	0.00	0.00	0.00	5,000.00	0.00
2601-4111 Accrual Cash In	8,048.00	0.00	0.00	0.00	8,048.00	0.00
2601-4180 Retirement	22,481.00	1,486.80	1,486.80	0.00	20,994.20	6.61
2601-4188 Employee Benefits	15,731.00	4,593.39	4,593.39	0.00	11,137.61	29.20
2601-4189 Medicare Benefits	899.00	117.47	117.47	0.00	781.53	13.07
2601-4190 Other Post Employment Benefits (OPEB)	2,391.00	796.00	796.00	1,592.00	3.00	99.87
Total Personal Services	116,010.00	14,924.42	14,924.42	1,592.00	99,493.58	14.24
2601-4200 Contract Services						
2601-4201 Contract Serv/Private	56,000.00	10,800.00	10,800.00	41,106.38	4,093.62	92.69
2601-4251 Contract Service/Govt	36,889.00	0.00	0.00	0.00	36,889.00	0.00
Total Contract Services	92,889.00	10,800.00	10,800.00	41,106.38	40,982.62	55.88
2601-4300 Materials/Supplies/Other						
2601-4303 Utilities	294,532.00	57,822.91	57,822.91	0.00	236,709.09	19.63
2601-4309 Maintenance Materials	29,100.00	6,554.77	6,554.77	1,507.05	21,038.18	27.70
2601-4394 Building Maintenance Charges	667.00	224.00	224.00	0.00	443.00	33.58
2601-4395 Equip Replacement Charges	51,351.00	17,116.00	17,116.00	0.00	34,235.00	33.33
2601-4396 Insurance User Charges	153,199.00	51,068.00	51,068.00	0.00	102,131.00	33.33
Total Materials/Supplies/Other	528,849.00	132,785.68	132,785.68	1,507.05	394,556.27	25.39
Total Lighting/Landscaping/Medians	737,748.00	158,510.10	158,510.10	44,205.43	535,032.47	27.48
Total Lightg/Landscapg Dist Fund	748,802.00	162,194.10	162,194.10	44,205.43	542,402.47	27.56

expstat.rpt
11/19/2020 5:08PM
Periods: 0 through 4

Expenditure Status Report

Page: 57

CITY OF HERMOSA BEACH
7/1/2020 through 10/31/2020

115 State Gas Tax Fund

1299 Interfund Transfers Out

<u>Account Number</u>	<u>Adjusted Appropriation</u>	<u>Expenditures</u>	<u>Year-to-date Expenditures</u>	<u>Year-to-date Encumbrances</u>	<u>Balance</u>	<u>Prct Used</u>
1299-4300 Materials/Supplies/Other						
1299-4399 Operating Transfers Out	360,763.00	120,256.00	120,256.00	0.00	240,507.00	33.33
Total Interfund Transfers Out	360,763.00	120,256.00	120,256.00	0.00	240,507.00	33.33

Page: 57

Expenditure Status Report

CITY OF HERMOSA BEACH
 7/1/2020 through 10/31/2020

115 State Gas Tax Fund

3104 Street Maint/Traffic Safety

<i>Account Number</i>	<i>Adjusted Appropriation</i>	<i>Expenditures</i>	<i>Year-to-date Expenditures</i>	<i>Year-to-date Encumbrances</i>	<i>Balance</i>	<i>Prct Used</i>
3104-4300 Materials/Supplies/Other						
Total Materials/Supplies/Other	0.00	0.00	0.00	0.00	0.00	0.00
3104-5400 Equipment/Furniture						
Total Street Maint/Traffic Safety	0.00	0.00	0.00	0.00	0.00	0.00

Expenditure Status Report
 CITY OF HERMOSA BEACH
 7/1/2020 through 10/31/2020

115 State Gas Tax Fund

8143 PCH Mobility Improvement Project

<i>Account Number</i>	<i>Adjusted Appropriation</i>	<i>Expenditures</i>	<i>Year-to-date Expenditures</i>	<i>Year-to-date Encumbrances</i>	<i>Balance</i>	<i>Prct Used</i>
8143-4200 Contract Services						
8143-4201 Contract Serv/Private	34,581.00	0.00	0.00	0.00	34,581.00	0.00
Total PCH Mobility Improvement Project	34,581.00	0.00	0.00	0.00	34,581.00	0.00

Expenditure Status Report

CITY OF HERMOSA BEACH
7/1/2020 through 10/31/2020

115 State Gas Tax Fund

8173 8th Street Improvements

<u>Account Number</u>	<u>Adjusted Appropriation</u>	<u>Expenditures</u>	<u>Year-to-date Expenditures</u>	<u>Year-to-date Encumbrances</u>	<u>Balance</u>	<u>Prct Used</u>
8173-4200 Contract Services						
Total 8th Street Improvements	0.00	0.00	0.00	0.00	0.00	0.00

Expenditure Status Report

CITY OF HERMOSA BEACH
7/1/2020 through 10/31/2020

115 State Gas Tax Fund

8186 Street Improvement Various Locations

<u>Account Number</u>	<u>Adjusted Appropriation</u>	<u>Expenditures</u>	<u>Year-to-date Expenditures</u>	<u>Year-to-date Encumbrances</u>	<u>Balance</u>	<u>Prct Used</u>
8186-4100 Personal Services						
Total Personal Services	0.00	0.00	0.00	0.00	0.00	0.00
8186-4200 Contract Services						
8186-4201 Contract Serv/Private	658,046.00	0.00	0.00	0.00	658,046.00	0.00
Total Street Improvement Various Locations	658,046.00	0.00	0.00	0.00	658,046.00	0.00

Expenditure Status Report

CITY OF HERMOSA BEACH
7/1/2020 through 10/31/2020

115 State Gas Tax Fund

8190 Annual Street Improvements

<u>Account Number</u>	<u>Adjusted Appropriation</u>	<u>Expenditures</u>	<u>Year-to-date Expenditures</u>	<u>Year-to-date Encumbrances</u>	<u>Balance</u>	<u>Prct Used</u>
8190-4100 Personal Services						
Total Personal Services	0.00	0.00	0.00	0.00	0.00	0.00
8190-4200 Contract Services						
8190-4201 Contract Serv/Private	200,000.00	0.00	0.00	0.00	200,000.00	0.00
Total Annual Street Improvements	200,000.00	0.00	0.00	0.00	200,000.00	0.00

expstat.rpt
11/19/2020 5:08PM
Periods: 0 through 4

Expenditure Status Report

Page: 63

CITY OF HERMOSA BEACH
7/1/2020 through 10/31/2020

115 State Gas Tax Fund

8192 Annual Striping Improvements

<u>Account Number</u>	<u>Adjusted Appropriation</u>	<u>Expenditures</u>	<u>Year-to-date Expenditures</u>	<u>Year-to-date Encumbrances</u>	<u>Balance</u>	<u>Prct Used</u>
8192-4200 Contract Services						
8192-4201 Contract Serv/Private	50,000.00	0.00	0.00	0.00	50,000.00	0.00
Total Annual Striping Improvements	50,000.00	0.00	0.00	0.00	50,000.00	0.00

Page: 63

Expenditure Status Report
 CITY OF HERMOSA BEACH
 7/1/2020 through 10/31/2020

115 State Gas Tax Fund

8194 *** Title Not Found ***

<i>Account Number</i>	<i>Adjusted Appropriation</i>	<i>Expenditures</i>	<i>Year-to-date Expenditures</i>	<i>Year-to-date Encumbrances</i>	<i>Balance</i>	<i>Prct Used</i>
8194-4200 Contract Services						
Total *** Title Not Found ***	0.00	0.00	0.00	0.00	0.00	0.00
Total State Gas Tax Fund	1,303,390.00	120,256.00	120,256.00	0.00	1,183,134.00	9.23

Expenditure Status Report
 CITY OF HERMOSA BEACH
 7/1/2020 through 10/31/2020

117 AB939 Fund

5301 Source Redctn/Recycle Element

<i>Account Number</i>	<i>Adjusted Appropriation</i>	<i>Expenditures</i>	<i>Year-to-date Expenditures</i>	<i>Year-to-date Encumbrances</i>	<i>Balance</i>	<i>Prct Used</i>
5301-4100 Personal Services						
5301-4102 Regular Salaries	12,315.00	0.00	0.00	0.00	12,315.00	0.00
5301-4112 Part Time Temporary	1,404.00	0.00	0.00	0.00	1,404.00	0.00
5301-4180 Retirement	1,283.00	0.00	0.00	0.00	1,283.00	0.00
5301-4188 Employee Benefits	1,035.00	0.00	0.00	0.00	1,035.00	0.00
5301-4189 Medicare Benefits	212.00	0.00	0.00	0.00	212.00	0.00
Total Personal Services	16,249.00	0.00	0.00	0.00	16,249.00	0.00
5301-4200 Contract Services						
5301-4201 Contract Serv/Private	1,000.00	0.00	0.00	0.00	1,000.00	0.00
Total Contract Services	1,000.00	0.00	0.00	0.00	1,000.00	0.00
5301-4300 Materials/Supplies/Other						
5301-4315 Membership	2,350.00	1,940.77	1,940.77	0.00	409.23	82.59
Total Materials/Supplies/Other	2,350.00	1,940.77	1,940.77	0.00	409.23	82.59
Total AB939 Fund	19,599.00	1,940.77	1,940.77	0.00	17,658.23	9.90

expstat.rpt
11/19/2020 5:08PM
Periods: 0 through 4

Expenditure Status Report

Page: 66

CITY OF HERMOSA BEACH
7/1/2020 through 10/31/2020

121 Prop A Open Space Fund

1299 Interfund Transfers Out

<u>Account Number</u>	<u>Adjusted Appropriation</u>	<u>Expenditures</u>	<u>Year-to-date Expenditures</u>	<u>Year-to-date Encumbrances</u>	<u>Balance</u>	<u>Prct Used</u>
1299-4300 Materials/Supplies/Other						
1299-4399 Operating Transfers Out	20,557.00	6,852.00	6,852.00	0.00	13,705.00	33.33
Total Prop A Open Space Fund	20,557.00	6,852.00	6,852.00	0.00	13,705.00	33.33

Expenditure Status Report

CITY OF HERMOSA BEACH
 7/1/2020 through 10/31/2020

122 Tyco Fund

8417 Storm Drain Improvements- Various Locati

<i>Account Number</i>	<i>Adjusted Appropriation</i>	<i>Expenditures</i>	<i>Year-to-date Expenditures</i>	<i>Year-to-date Encumbrances</i>	<i>Balance</i>	<i>Prct Used</i>
8417-4200 Contract Services						
8417-4201 Contract Serv/Private	413,308.00	0.00	0.00	0.00	413,308.00	0.00
Total Storm Drain Improvements- Various Locati	413,308.00	0.00	0.00	0.00	413,308.00	0.00

expstat.rpt
11/19/2020 5:08PM
Periods: 0 through 4

Expenditure Status Report

Page: 68

CITY OF HERMOSA BEACH
7/1/2020 through 10/31/2020

122 Tyco Fund

8629 Municipal Pier Structural Assess/Repair

<u>Account Number</u>	<u>Adjusted Appropriation</u>	<u>Expenditures</u>	<u>Year-to-date Expenditures</u>	<u>Year-to-date Encumbrances</u>	<u>Balance</u>	<u>Prct Used</u>
8629-4200 Contract Services						
8629-4201 Contract Serv/Private	173,075.00	0.00	0.00	6,570.00	166,505.00	3.80
Total Municipal Pier Structural Assess/Repair	173,075.00	0.00	0.00	6,570.00	166,505.00	3.80

Page: 68

Expenditure Status Report

CITY OF HERMOSA BEACH
7/1/2020 through 10/31/2020

122 Tyco Fund

8660 Municipal Pier Structural Repairs Phase3

<u>Account Number</u>	<u>Adjusted Appropriation</u>	<u>Expenditures</u>	<u>Year-to-date Expenditures</u>	<u>Year-to-date Encumbrances</u>	<u>Balance</u>	<u>Prct Used</u>
8660-4200 Contract Services						
8660-4201 Contract Serv/Private	275,473.00	0.00	0.00	0.00	275,473.00	0.00
Total Municipal Pier Structural Repairs Phase3	275,473.00	0.00	0.00	0.00	275,473.00	0.00

Expenditure Status Report

CITY OF HERMOSA BEACH
 7/1/2020 through 10/31/2020

122 Tyco Fund

8692 14th Street Restroom Construction

<i>Account Number</i>	<i>Adjusted Appropriation</i>	<i>Expenditures</i>	<i>Year-to-date Expenditures</i>	<i>Year-to-date Encumbrances</i>	<i>Balance</i>	<i>Prct Used</i>
8692-4200 Contract Services						
8692-4201 Contract Serv/Private	400,000.00	0.00	0.00	0.00	400,000.00	0.00
Total 14th Street Restroom Construction	400,000.00	0.00	0.00	0.00	400,000.00	0.00
Total Tyco Fund	1,261,856.00	0.00	0.00	6,570.00	1,255,286.00	0.52

expstat.rpt
11/19/2020 5:08PM
Periods: 0 through 4

Expenditure Status Report

Page: 71

CITY OF HERMOSA BEACH
7/1/2020 through 10/31/2020

123 Tyco Tidelands

8629 Municipal Pier Structural Assess/Repair

<u>Account Number</u>	<u>Adjusted Appropriation</u>	<u>Expenditures</u>	<u>Year-to-date Expenditures</u>	<u>Year-to-date Encumbrances</u>	<u>Balance</u>	<u>Prct Used</u>
8629-4200 Contract Services						
Total Tyco Tidelands	0.00	0.00	0.00	0.00	0.00	0.00

Page: 71

Expenditure Status Report

CITY OF HERMOSA BEACH
7/1/2020 through 10/31/2020

125 Park/Rec Facility Tax Fund

8538 Citywide Park Master Plan

<u>Account Number</u>	<u>Adjusted Appropriation</u>	<u>Expenditures</u>	<u>Year-to-date Expenditures</u>	<u>Year-to-date Encumbrances</u>	<u>Balance</u>	<u>Prct Used</u>
8538-4100 Personal Services						
Total Personal Services	0.00	0.00	0.00	0.00	0.00	0.00
8538-4200 Contract Services						
8538-4201 Contract Serv/Private	173,410.00	0.00	0.00	0.00	173,410.00	0.00
Total Citywide Park Master Plan	173,410.00	0.00	0.00	0.00	173,410.00	0.00

Expenditure Status Report

CITY OF HERMOSA BEACH
 7/1/2020 through 10/31/2020

125 Park/Rec Facility Tax Fund

8545 Clark Stadium Bleachers

<u>Account Number</u>	<u>Adjusted Appropriation</u>	<u>Expenditures</u>	<u>Year-to-date Expenditures</u>	<u>Year-to-date Encumbrances</u>	<u>Balance</u>	<u>Prct Used</u>
8545-4200 Contract Services						
Total Clark Stadium Bleachers	0.00	0.00	0.00	0.00	0.00	0.00

Expenditure Status Report

CITY OF HERMOSA BEACH
7/1/2020 through 10/31/2020

125 Park/Rec Facility Tax Fund

8546 Citywide Park Improvements

<u>Account Number</u>	<u>Adjusted Appropriation</u>	<u>Expenditures</u>	<u>Year-to-date Expenditures</u>	<u>Year-to-date Encumbrances</u>	<u>Balance</u>	<u>Prct Used</u>
8546-4200 Contract Services						
Total Citywide Park Improvements	0.00	0.00	0.00	0.00	0.00	0.00

expstat.rpt
11/19/2020 5:08PM
Periods: 0 through 4

Expenditure Status Report

Page: 75

CITY OF HERMOSA BEACH
7/1/2020 through 10/31/2020

125 Park/Rec Facility Tax Fund

8547 Fort Lots-O-Fun Park Improvements

<u>Account Number</u>	<u>Adjusted Appropriation</u>	<u>Expenditures</u>	<u>Year-to-date Expenditures</u>	<u>Year-to-date Encumbrances</u>	<u>Balance</u>	<u>Prct Used</u>
8547-4200 Contract Services						
Total Fort Lots-O-Fun Park Improvements	0.00	0.00	0.00	0.00	0.00	0.00

Page: 75

Expenditure Status Report

CITY OF HERMOSA BEACH
7/1/2020 through 10/31/2020

125 Park/Rec Facility Tax Fund

8667 Community Center, Plaza, and Park Improv

<u>Account Number</u>	<u>Adjusted Appropriation</u>	<u>Expenditures</u>	<u>Year-to-date Expenditures</u>	<u>Year-to-date Encumbrances</u>	<u>Balance</u>	<u>Prct Used</u>
8667-4200 Contract Services						
Total Community Center, Plaza, and Park Improv	0.00	0.00	0.00	0.00	0.00	0.00

Expenditure Status Report

CITY OF HERMOSA BEACH
7/1/2020 through 10/31/2020

125 Park/Rec Facility Tax Fund

8669 City Park Restrooms and Renovation

<u>Account Number</u>	<u>Adjusted Appropriation</u>	<u>Expenditures</u>	<u>Year-to-date Expenditures</u>	<u>Year-to-date Encumbrances</u>	<u>Balance</u>	<u>Prct Used</u>
8669-4100 Personal Services						
Total Personal Services	0.00	0.00	0.00	0.00	0.00	0.00
8669-4200 Contract Services						
8669-4201 Contract Serv/Private	113,621.00	0.00	0.00	0.00	113,621.00	0.00
Total City Park Restrooms and Renovation	113,621.00	0.00	0.00	0.00	113,621.00	0.00

Expenditure Status Report

CITY OF HERMOSA BEACH
7/1/2020 through 10/31/2020

125 Park/Rec Facility Tax Fund

8692 14th Street Restroom Construction

<u>Account Number</u>	<u>Adjusted Appropriation</u>	<u>Expenditures</u>	<u>Year-to-date Expenditures</u>	<u>Year-to-date Encumbrances</u>	<u>Balance</u>	<u>Prct Used</u>
8692-4200 Contract Services						
8692-4201 Contract Serv/Private	50,000.00	0.00	0.00	0.00	50,000.00	0.00
Total 14th Street Restroom Construction	50,000.00	0.00	0.00	0.00	50,000.00	0.00
Total Park/Rec Facility Tax Fund	337,031.00	0.00	0.00	0.00	337,031.00	0.00

expstat.rpt
11/19/2020 5:08PM
Periods: 0 through 4

Expenditure Status Report

Page: 79

CITY OF HERMOSA BEACH
7/1/2020 through 10/31/2020

135 Bayview Dr Dist Admin Exp Fund

1219 Administrative Charges

<u>Account Number</u>	<u>Adjusted Appropriation</u>	<u>Expenditures</u>	<u>Year-to-date Expenditures</u>	<u>Year-to-date Encumbrances</u>	<u>Balance</u>	<u>Prct Used</u>
1219-4200 Contract Services						
1219-4201 Contract Serv/Private	1,400.00	0.00	0.00	0.00	1,400.00	0.00
Total Administrative Charges	1,400.00	0.00	0.00	0.00	1,400.00	0.00

Page: 79

expstat.rpt
11/19/2020 5:08PM
Periods: 0 through 4

Expenditure Status Report

Page: 80

CITY OF HERMOSA BEACH
7/1/2020 through 10/31/2020

135 Bayview Dr Dist Admin Exp Fund

1299 Interfund Transfers Out

<u>Account Number</u>	<u>Adjusted Appropriation</u>	<u>Expenditures</u>	<u>Year-to-date Expenditures</u>	<u>Year-to-date Encumbrances</u>	<u>Balance</u>	<u>Prct Used</u>
1299-4300 Materials/Supplies/Other						
1299-4399 Operating Trsfr Out	2,307.00	768.00	768.00	0.00	1,539.00	33.29
Total Interfund Transfers Out	2,307.00	768.00	768.00	0.00	1,539.00	33.29
Total Bayview Dr Dist Admin Exp Fund	3,707.00	768.00	768.00	0.00	2,939.00	20.72

expstat.rpt
11/19/2020 5:08PM
Periods: 0 through 4

Expenditure Status Report

Page: 81

CITY OF HERMOSA BEACH
7/1/2020 through 10/31/2020

136 Lower Pier Admin Exp Fund

1219 Administrative Charges

<u>Account Number</u>	<u>Adjusted Appropriation</u>	<u>Expenditures</u>	<u>Year-to-date Expenditures</u>	<u>Year-to-date Encumbrances</u>	<u>Balance</u>	<u>Prct Used</u>
1219-4200 Contract Services						
Total Contract Services	0.00	0.00	0.00	0.00	0.00	0.00
Total Lower Pier Admin Exp Fund	0.00	0.00	0.00	0.00	0.00	0.00

expstat.rpt
11/19/2020 5:08PM
Periods: 0 through 4

Expenditure Status Report

Page: 82

CITY OF HERMOSA BEACH
7/1/2020 through 10/31/2020

137 Myrtle Dist Admin Exp Fund

1219 Administrative Charges

<u>Account Number</u>	<u>Adjusted Appropriation</u>	<u>Expenditures</u>	<u>Year-to-date Expenditures</u>	<u>Year-to-date Encumbrances</u>	<u>Balance</u>	<u>Prct Used</u>
1219-4200 Contract Services						
Total Contract Services	0.00	0.00	0.00	0.00	0.00	0.00
Total Myrtle Dist Admin Exp Fund	0.00	0.00	0.00	0.00	0.00	0.00

Page: 82

expstat.rpt
11/19/2020 5:08PM
Periods: 0 through 4

Expenditure Status Report

Page: 83

CITY OF HERMOSA BEACH
7/1/2020 through 10/31/2020

138 Loma Dist Admin Exp Fund

1219 Administrative Charges

<u>Account Number</u>	<u>Adjusted Appropriation</u>	<u>Expenditures</u>	<u>Year-to-date Expenditures</u>	<u>Year-to-date Encumbrances</u>	<u>Balance</u>	<u>Prct Used</u>
1219-4200 Contract Services						
Total Administrative Charges	0.00	0.00	0.00	0.00	0.00	0.00

Page: 83

expstat.rpt
11/19/2020 5:08PM
Periods: 0 through 4

Expenditure Status Report

Page: 84

CITY OF HERMOSA BEACH
7/1/2020 through 10/31/2020

138 Loma Dist Admin Exp Fund

1299 Interfund Transfers Out

<u>Account Number</u>	<u>Adjusted Appropriation</u>	<u>Expenditures</u>	<u>Year-to-date Expenditures</u>	<u>Year-to-date Encumbrances</u>	<u>Balance</u>	<u>Prct Used</u>
1299-4300 Materials/Supplies/Other						
1299-4399 Operating Transfers Out	162.00	56.00	56.00	0.00	106.00	34.57
Total Loma Dist Admin Exp Fund	162.00	56.00	56.00	0.00	106.00	34.57

Page: 84

expstat.rpt
11/19/2020 5:08PM
Periods: 0 through 4

Expenditure Status Report

Page: 85

CITY OF HERMOSA BEACH
7/1/2020 through 10/31/2020

139 Beach Dr Assmnt Dist Admin Exp Fund

1219 Administrative Charges

<u>Account Number</u>	<u>Adjusted Appropriation</u>	<u>Expenditures</u>	<u>Year-to-date Expenditures</u>	<u>Year-to-date Encumbrances</u>	<u>Balance</u>	<u>Prct Used</u>
1219-4200 Contract Services						
1219-4201 Contract Serv/Private	1,550.00	0.00	0.00	0.00	1,550.00	0.00
Total Administrative Charges	1,550.00	0.00	0.00	0.00	1,550.00	0.00

Page: 85

Expenditure Status Report
 CITY OF HERMOSA BEACH
 7/1/2020 through 10/31/2020

139 Beach Dr Assmnt Dist Admin Exp Fund

1299 Interfund Transfers Out

<i>Account Number</i>	<i>Adjusted Appropriation</i>	<i>Expenditures</i>	<i>Year-to-date Expenditures</i>	<i>Year-to-date Encumbrances</i>	<i>Balance</i>	<i>Prct Used</i>
1299-4300 Materials/Supplies/Other						
1299-4399 Operating Transfers Out	1,891.00	632.00	632.00	0.00	1,259.00	33.42
Total Interfund Transfers Out	1,891.00	632.00	632.00	0.00	1,259.00	33.42
Total Beach Dr Assmnt Dist Admin Exp Fund	3,441.00	632.00	632.00	0.00	2,809.00	18.37

expstat.rpt
11/19/2020 5:08PM
Periods: 0 through 4

Expenditure Status Report

Page: 87

CITY OF HERMOSA BEACH
7/1/2020 through 10/31/2020

140 Community Dev Block Grant

4709 Hands Free Equipment Install (CDBG-CV)

<u>Account Number</u>	<u>Adjusted Appropriation</u>	<u>Expenditures</u>	<u>Year-to-date Expenditures</u>	<u>Year-to-date Encumbrances</u>	<u>Balance</u>	<u>Prct Used</u>
4709-4200 Contract Services						
Total Hands Free Equipment Install (CDBG-CV)	0.00	0.00	0.00	0.00	0.00	0.00

Page: 87

expstat.rpt
11/19/2020 5:08PM
Periods: 0 through 4

Expenditure Status Report

Page: 88

CITY OF HERMOSA BEACH
7/1/2020 through 10/31/2020

140 Community Dev Block Grant

8601 Prospect Ave Curb Ramps

<u>Account Number</u>	<u>Adjusted Appropriation</u>	<u>Expenditures</u>	<u>Year-to-date Expenditures</u>	<u>Year-to-date Encumbrances</u>	<u>Balance</u>	<u>Prct Used</u>
8601-4200 Contract Services						
8601-4201 Contract Serv/Private	63,710.00	0.00	0.00	0.00	63,710.00	0.00
Total Prospect Ave Curb Ramps	63,710.00	0.00	0.00	0.00	63,710.00	0.00

Page: 88

expstat.rpt
11/19/2020 5:08PM
Periods: 0 through 4

Expenditure Status Report

Page: 89

CITY OF HERMOSA BEACH
7/1/2020 through 10/31/2020

140 Community Dev Block Grant

8687 ADA Improvements at Various Locations

<u>Account Number</u>	<u>Adjusted Appropriation</u>	<u>Expenditures</u>	<u>Year-to-date Expenditures</u>	<u>Year-to-date Encumbrances</u>	<u>Balance</u>	<u>Prct Used</u>
8687-4200 Contract Services						
8687-4201 Contract Serv/Private	0.00	739.48	739.48	0.00	-739.48	0.00
Total ADA Improvements at Various Locations	0.00	739.48	739.48	0.00	-739.48	0.00

Page: 89

Expenditure Status Report

CITY OF HERMOSA BEACH
7/1/2020 through 10/31/2020

140 Community Dev Block Grant

8691 ADA Improvements at Various Locations

<u>Account Number</u>	<u>Adjusted Appropriation</u>	<u>Expenditures</u>	<u>Year-to-date Expenditures</u>	<u>Year-to-date Encumbrances</u>	<u>Balance</u>	<u>Prct Used</u>
8691-4200 Contract Services						
8691-4201 Contract Serv/Private	0.00	739.48	739.48	0.00	-739.48	0.00
Total ADA Improvements at Various Locations	0.00	739.48	739.48	0.00	-739.48	0.00

Expenditure Status Report

CITY OF HERMOSA BEACH
7/1/2020 through 10/31/2020

140 Community Dev Block Grant

8698 ADA Improvement

<u>Account Number</u>	<u>Adjusted Appropriation</u>	<u>Expenditures</u>	<u>Year-to-date Expenditures</u>	<u>Year-to-date Encumbrances</u>	<u>Balance</u>	<u>Prct Used</u>
8698-4200 Contract Services						
8698-4201 Contract Serv/Private	71,298.00	0.00	0.00	0.00	71,298.00	0.00
Total ADA Improvement	71,298.00	0.00	0.00	0.00	71,298.00	0.00
Total Community Dev Block Grant	135,008.00	1,478.96	1,478.96	0.00	133,529.04	1.10

Expenditure Status Report
 CITY OF HERMOSA BEACH
 7/1/2020 through 10/31/2020

145 Proposition A Fund

3403 Bus Pass Subsidy

<u>Account Number</u>	<u>Adjusted Appropriation</u>	<u>Expenditures</u>	<u>Year-to-date Expenditures</u>	<u>Year-to-date Encumbrances</u>	<u>Balance</u>	<u>Prct Used</u>
3403-4200 Contract Services						
3403-4251 Contract Service/Govt	1,700.00	0.00	0.00	0.00	1,700.00	0.00
Total Bus Pass Subsidy	1,700.00	0.00	0.00	0.00	1,700.00	0.00

expstat.rpt
11/19/2020 5:08PM
Periods: 0 through 4

Expenditure Status Report

Page: 93

CITY OF HERMOSA BEACH
7/1/2020 through 10/31/2020

145 Proposition A Fund

3404 Dial-A-Taxi Program

<u>Account Number</u>	<u>Adjusted Appropriation</u>	<u>Expenditures</u>	<u>Year-to-date Expenditures</u>	<u>Year-to-date Encumbrances</u>	<u>Balance</u>	<u>Prct Used</u>
3404-4200 Contract Services						
3404-4201 Contract Serv/Private	65,000.00	0.00	0.00	65,000.00	0.00	100.00
Total Dial-A-Taxi Program	65,000.00	0.00	0.00	65,000.00	0.00	100.00

Page: 93

Expenditure Status Report
 CITY OF HERMOSA BEACH
 7/1/2020 through 10/31/2020

145 Proposition A Fund

3408 Commuter Express

<u>Account Number</u>	<u>Adjusted Appropriation</u>	<u>Expenditures</u>	<u>Year-to-date Expenditures</u>	<u>Year-to-date Encumbrances</u>	<u>Balance</u>	<u>Prct Used</u>
3408-4100 Personal Services						
3408-4102 Regular Salaries	2,827.00	689.49	689.49	0.00	2,137.51	24.39
Total Personal Services	2,827.00	689.49	689.49	0.00	2,137.51	24.39
3408-4200 Contract Services						
3408-4251 Contract Service/Govt	37,769.00	0.00	0.00	0.00	37,769.00	0.00
Total Contract Services	37,769.00	0.00	0.00	0.00	37,769.00	0.00
Total Commuter Express	40,596.00	689.49	689.49	0.00	39,906.51	1.70

expstat.rpt
11/19/2020 5:08PM
Periods: 0 through 4

Expenditure Status Report

Page: 95

CITY OF HERMOSA BEACH
7/1/2020 through 10/31/2020

145 Proposition A Fund

3409 Recreation Transportation

<u>Account Number</u>	<u>Adjusted Appropriation</u>	<u>Expenditures</u>	<u>Year-to-date Expenditures</u>	<u>Year-to-date Encumbrances</u>	<u>Balance</u>	<u>Prct Used</u>
3409-4200 Contract Services						
3409-4201 Contract Serv/Private	20,000.00	0.00	0.00	0.00	20,000.00	0.00
Total Recreation Transportation	20,000.00	0.00	0.00	0.00	20,000.00	0.00

Page: 95

Expenditure Status Report

CITY OF HERMOSA BEACH
 7/1/2020 through 10/31/2020

145 Proposition A Fund

3410 Special Event Shuttle

<u>Account Number</u>	<u>Adjusted Appropriation</u>	<u>Expenditures</u>	<u>Year-to-date Expenditures</u>	<u>Year-to-date Encumbrances</u>	<u>Balance</u>	<u>Prct Used</u>
3410-4200 Contract Services						
3410-4201 Contract Serv/Private	35,000.00	0.00	0.00	0.00	35,000.00	0.00
Total Special Event Shuttle	35,000.00	0.00	0.00	0.00	35,000.00	0.00

Expenditure Status Report

CITY OF HERMOSA BEACH
7/1/2020 through 10/31/2020

145 Proposition A Fund

3411 After School Program Shuttle

<u>Account Number</u>	<u>Adjusted Appropriation</u>	<u>Expenditures</u>	<u>Year-to-date Expenditures</u>	<u>Year-to-date Encumbrances</u>	<u>Balance</u>	<u>Prct Used</u>
3411-4200 Contract Services						
3411-4201 Contract Serv/Private	36,000.00	0.00	0.00	0.00	36,000.00	0.00
Total After School Program Shuttle	36,000.00	0.00	0.00	0.00	36,000.00	0.00

expstat.rpt
11/19/2020 5:08PM
Periods: 0 through 4

Expenditure Status Report

Page: 98

CITY OF HERMOSA BEACH
7/1/2020 through 10/31/2020

145 Proposition A Fund

3414 *** Title Not Found ***

<u>Account Number</u>	<u>Adjusted Appropriation</u>	<u>Expenditures</u>	<u>Year-to-date Expenditures</u>	<u>Year-to-date Encumbrances</u>	<u>Balance</u>	<u>Prct Used</u>
3414-5400 Equipment/Furniture						
Total *** Title Not Found ***	0.00	0.00	0.00	0.00	0.00	0.00

Page: 98

Expenditure Status Report

CITY OF HERMOSA BEACH
 7/1/2020 through 10/31/2020

145 Proposition A Fund

8101 Hermosa Ave Greenwich Village St Realign

<i>Account Number</i>	<i>Adjusted Appropriation</i>	<i>Expenditures</i>	<i>Year-to-date Expenditures</i>	<i>Year-to-date Encumbrances</i>	<i>Balance</i>	<i>Prct Used</i>
8101-4100 Personal Services						
Total Personal Services	0.00	0.00	0.00	0.00	0.00	0.00
Total Hermosa Ave Greenwich Village St Realign	0.00	0.00	0.00	0.00	0.00	0.00
Total Proposition A Fund	198,296.00	689.49	689.49	65,000.00	132,606.51	33.13

Expenditure Status Report

CITY OF HERMOSA BEACH
7/1/2020 through 10/31/2020

146 Proposition C Fund

8101 Protective Bollards at Pier Plaza

<u>Account Number</u>	<u>Adjusted Appropriation</u>	<u>Expenditures</u>	<u>Year-to-date Expenditures</u>	<u>Year-to-date Encumbrances</u>	<u>Balance</u>	<u>Prct Used</u>
8101-4100 Personal Services						
Total Personal Services	0.00	0.00	0.00	0.00	0.00	0.00
8101-4200 Contract Services						
8101-4201 Contract Serv/Private	10,000.00	0.00	0.00	0.00	10,000.00	0.00
Total Protective Bollards at Pier Plaza	10,000.00	0.00	0.00	0.00	10,000.00	0.00

expstat.rpt
11/19/2020 5:08PM
Periods: 0 through 4

Expenditure Status Report

Page: 101

CITY OF HERMOSA BEACH
7/1/2020 through 10/31/2020

146 Proposition C Fund

8102 Bus Stop Improvements

<u>Account Number</u>	<u>Adjusted Appropriation</u>	<u>Expenditures</u>	<u>Year-to-date Expenditures</u>	<u>Year-to-date Encumbrances</u>	<u>Balance</u>	<u>Prct Used</u>
8102-4200 Contract Services						
8102-4201 Contract Serv/Private	900,000.00	0.00	0.00	0.00	900,000.00	0.00
Total Bus Stop Improvements	900,000.00	0.00	0.00	0.00	900,000.00	0.00

Expenditure Status Report

CITY OF HERMOSA BEACH
7/1/2020 through 10/31/2020

146 Proposition C Fund

8193 Pedestrian Crossing Safety Improvements

<u>Account Number</u>	<u>Adjusted Appropriation</u>	<u>Expenditures</u>	<u>Year-to-date Expenditures</u>	<u>Year-to-date Encumbrances</u>	<u>Balance</u>	<u>Prct Used</u>
8193-4200 Contract Services						
8193-4201 Contract Serv/Private	350,000.00	0.00	0.00	0.00	350,000.00	0.00
Total Pedestrian Crossing Safety Improvements	350,000.00	0.00	0.00	0.00	350,000.00	0.00
Total Proposition C Fund	1,260,000.00	0.00	0.00	0.00	1,260,000.00	0.00

expstat.rpt
11/19/2020 5:08PM
Periods: 0 through 4

Expenditure Status Report

Page: 103

CITY OF HERMOSA BEACH
7/1/2020 through 10/31/2020

147 Measure R Fund

8143 PCH Mobility Improvement Project

<u>Account Number</u>	<u>Adjusted Appropriation</u>	<u>Expenditures</u>	<u>Year-to-date Expenditures</u>	<u>Year-to-date Encumbrances</u>	<u>Balance</u>	<u>Prct Used</u>
8143-4200 Contract Services						
8143-4201 Contract Serv/Private	243,662.00	0.00	0.00	0.00	243,662.00	0.00
Total PCH Mobility Improvement Project	243,662.00	0.00	0.00	0.00	243,662.00	0.00

Page: 103

expstat.rpt
11/19/2020 5:08PM
Periods: 0 through 4

Expenditure Status Report

Page: 104

CITY OF HERMOSA BEACH
7/1/2020 through 10/31/2020

147 Measure R Fund

8160 PCH Traffic Improvements

<u>Account Number</u>	<u>Adjusted Appropriation</u>	<u>Expenditures</u>	<u>Year-to-date Expenditures</u>	<u>Year-to-date Encumbrances</u>	<u>Balance</u>	<u>Prct Used</u>
8160-4200 Contract Services						
8160-4201 Contract Serv/Private	0.00	0.00	0.00	78,901.13	-78,901.13	0.00
Total PCH Traffic Improvements	0.00	0.00	0.00	78,901.13	-78,901.13	0.00

Expenditure Status Report

CITY OF HERMOSA BEACH
7/1/2020 through 10/31/2020

147 Measure R Fund

8186 Street Improvement Various Locations

<u>Account Number</u>	<u>Adjusted Appropriation</u>	<u>Expenditures</u>	<u>Year-to-date Expenditures</u>	<u>Year-to-date Encumbrances</u>	<u>Balance</u>	<u>Prct Used</u>
8186-4100 Personal Services						
Total Personal Services	0.00	0.00	0.00	0.00	0.00	0.00
8186-4200 Contract Services						
8186-4201 Contract Serv/Private	532,477.00	0.00	0.00	0.00	532,477.00	0.00
Total Street Improvement Various Locations	532,477.00	0.00	0.00	0.00	532,477.00	0.00

expstat.rpt
11/19/2020 5:08PM
Periods: 0 through 4

Expenditure Status Report

Page: 106

CITY OF HERMOSA BEACH
7/1/2020 through 10/31/2020

147 Measure R Fund

8188 Strand Bikeway/Walkway Improvments- 35th

<u>Account Number</u>	<u>Adjusted Appropriation</u>	<u>Expenditures</u>	<u>Year-to-date Expenditures</u>	<u>Year-to-date Encumbrances</u>	<u>Balance</u>	<u>Prct Used</u>
8188-4200 Contract Services						
8188-4201 Contract Serv/Private	10,000.00	0.00	0.00	0.00	10,000.00	0.00
Total Strand Bikeway/Walkway Improvments- 35th	10,000.00	0.00	0.00	0.00	10,000.00	0.00

Expenditure Status Report

CITY OF HERMOSA BEACH
 7/1/2020 through 10/31/2020

147 Measure R Fund

8192 Various Street Improvements

<u>Account Number</u>	<u>Adjusted Appropriation</u>	<u>Expenditures</u>	<u>Year-to-date Expenditures</u>	<u>Year-to-date Encumbrances</u>	<u>Balance</u>	<u>Prct Used</u>
8192-4200 Contract Services						
Total Various Street Improvements	0.00	0.00	0.00	0.00	0.00	0.00

Expenditure Status Report

CITY OF HERMOSA BEACH
7/1/2020 through 10/31/2020

147 Measure R Fund

8193 Pedestrian Crossing Safety Improvements

<u>Account Number</u>	<u>Adjusted Appropriation</u>	<u>Expenditures</u>	<u>Year-to-date Expenditures</u>	<u>Year-to-date Encumbrances</u>	<u>Balance</u>	<u>Prct Used</u>
8193-4200 Contract Services						
8193-4201 Contract Serv/Private	100,000.00	0.00	0.00	0.00	100,000.00	0.00
Total Pedestrian Crossing Safety Improvements	100,000.00	0.00	0.00	0.00	100,000.00	0.00

expstat.rpt
 11/19/2020 5:08PM
 Periods: 0 through 4

Expenditure Status Report
 CITY OF HERMOSA BEACH
 7/1/2020 through 10/31/2020

Page: 109

147 Measure R Fund

8196 *** Title Not Found ***

<u>Account Number</u>	<u>Adjusted Appropriation</u>	<u>Expenditures</u>	<u>Year-to-date Expenditures</u>	<u>Year-to-date Encumbrances</u>	<u>Balance</u>	<u>Prct Used</u>
8196-4200 Contract Services						
Total *** Title Not Found ***	0.00	0.00	0.00	0.00	0.00	0.00
Total Measure R Fund	886,139.00	0.00	0.00	78,901.13	807,237.87	8.90

Expenditure Status Report

CITY OF HERMOSA BEACH
7/1/2020 through 10/31/2020

148 Measure M

8186 Street Improvement Various Locations

<u>Account Number</u>	<u>Adjusted Appropriation</u>	<u>Expenditures</u>	<u>Year-to-date Expenditures</u>	<u>Year-to-date Encumbrances</u>	<u>Balance</u>	<u>Prct Used</u>
8186-4100 Personal Services						
Total Personal Services	0.00	0.00	0.00	0.00	0.00	0.00
8186-4200 Contract Services						
8186-4201 Contract Serv/Private	294,572.00	0.00	0.00	0.00	294,572.00	0.00
Total Street Improvement Various Locations	294,572.00	0.00	0.00	0.00	294,572.00	0.00

Expenditure Status Report

CITY OF HERMOSA BEACH
7/1/2020 through 10/31/2020

148 Measure M

8191 Annual Street Improvements

<u>Account Number</u>	<u>Adjusted Appropriation</u>	<u>Expenditures</u>	<u>Year-to-date Expenditures</u>	<u>Year-to-date Encumbrances</u>	<u>Balance</u>	<u>Prct Used</u>
8191-4200 Contract Services						
8191-4201 Contract Serv/Private	50,000.00	0.00	0.00	0.00	50,000.00	0.00
Total Annual Street Improvements	50,000.00	0.00	0.00	0.00	50,000.00	0.00
Total Measure M	344,572.00	0.00	0.00	0.00	344,572.00	0.00

expstat.rpt
11/19/2020 5:08PM
Periods: 0 through 4

Expenditure Status Report

Page: 112

CITY OF HERMOSA BEACH
7/1/2020 through 10/31/2020

149 Measure W Fund

8164 Hermosa Ave Green Street

<u>Account Number</u>	<u>Adjusted Appropriation</u>	<u>Expenditures</u>	<u>Year-to-date Expenditures</u>	<u>Year-to-date Encumbrances</u>	<u>Balance</u>	<u>Prct Used</u>
8164-4200 Contract Services						
8164-4201 Contract Serv/Private	140,000.00	137,500.00	137,500.00	0.00	2,500.00	98.21
Total Measure W Fund	140,000.00	137,500.00	137,500.00	0.00	2,500.00	98.21

expstat.rpt
11/19/2020 5:08PM
Periods: 0 through 4

Expenditure Status Report

Page: 113

CITY OF HERMOSA BEACH
7/1/2020 through 10/31/2020

150 Grants Fund

1201 City Manager

<u>Account Number</u>	<u>Adjusted Appropriation</u>	<u>Expenditures</u>	<u>Year-to-date Expenditures</u>	<u>Year-to-date Encumbrances</u>	<u>Balance</u>	<u>Prct Used</u>
1201-4200 Contract Services						
Total City Manager	0.00	0.00	0.00	0.00	0.00	0.00

Page: 113

expstat.rpt
11/19/2020 5:08PM
Periods: 0 through 4

Expenditure Status Report

Page: 114

CITY OF HERMOSA BEACH
7/1/2020 through 10/31/2020

150 Grants Fund

1221 Green Business Program

<u>Account Number</u>	<u>Adjusted Appropriation</u>	<u>Expenditures</u>	<u>Year-to-date Expenditures</u>	<u>Year-to-date Encumbrances</u>	<u>Balance</u>	<u>Prct Used</u>
1221-4200 Contract Services						
1221-4201 Contract Serv/Private	7,500.00	-9,290.89	-9,290.89	7,500.00	9,290.89	23.88
Total Green Business Program	7,500.00	-9,290.89	-9,290.89	7,500.00	9,290.89	0.00

Expenditure Status Report
 CITY OF HERMOSA BEACH
 7/1/2020 through 10/31/2020

150 Grants Fund

2111 Bulletproof Vest Partnership

<i>Account Number</i>	<i>Adjusted Appropriation</i>	<i>Expenditures</i>	<i>Year-to-date Expenditures</i>	<i>Year-to-date Encumbrances</i>	<i>Balance</i>	<i>Prct Used</i>
2111-4200 Contract Services						
Total Contract Services	0.00	0.00	0.00	0.00	0.00	0.00
2111-4300 Materials/Supplies/Other						
2111-4350 Safety Gear	2,400.00	356.36	356.36	356.37	1,687.27	29.70
Total Bulletproof Vest Partnership	2,400.00	356.36	356.36	356.37	1,687.27	29.70

Expenditure Status Report
 CITY OF HERMOSA BEACH
 7/1/2020 through 10/31/2020

150 Grants Fund

2119 Body Worn Camera

<u>Account Number</u>	<u>Adjusted Appropriation</u>	<u>Expenditures</u>	<u>Year-to-date Expenditures</u>	<u>Year-to-date Encumbrances</u>	<u>Balance</u>	<u>Prct Used</u>
2119-4200 Contract Services						
2119-4201 Contract Serv/Private	1,970.00	0.00	0.00	7,200.00	-5,230.00	365.48
Total Body Worn Camera	1,970.00	0.00	0.00	7,200.00	-5,230.00	365.48

expstat.rpt
11/19/2020 5:08PM
Periods: 0 through 4

Expenditure Status Report

CITY OF HERMOSA BEACH
7/1/2020 through 10/31/2020

Page: 117

150 Grants Fund

2120 St Homeland Security Prg- Radio Upgrades

<u>Account Number</u>	<u>Adjusted Appropriation</u>	<u>Expenditures</u>	<u>Year-to-date Expenditures</u>	<u>Year-to-date Encumbrances</u>	<u>Balance</u>	<u>Prct Used</u>
2120-4200 Contract Services						
2120-4201 Contract Serv/Private	70,199.00	0.00	0.00	65,940.00	4,259.00	93.93
Total St Homeland Security Prg- Radio Upgrades	70,199.00	0.00	0.00	65,940.00	4,259.00	93.93

Page: 117

Expenditure Status Report
 CITY OF HERMOSA BEACH
 7/1/2020 through 10/31/2020

150 Grants Fund

2121 *** Title Not Found ***

<u>Account Number</u>	<u>Adjusted Appropriation</u>	<u>Expenditures</u>	<u>Year-to-date Expenditures</u>	<u>Year-to-date Encumbrances</u>	<u>Balance</u>	<u>Prct Used</u>
2121-4200 Contract Services						
Total *** Title Not Found ***	0.00	0.00	0.00	0.00	0.00	0.00

Expenditure Status Report
 CITY OF HERMOSA BEACH
 7/1/2020 through 10/31/2020

150 Grants Fund

3102 Beverage Recycle Grant

<u>Account Number</u>	<u>Adjusted Appropriation</u>	<u>Expenditures</u>	<u>Year-to-date Expenditures</u>	<u>Year-to-date Encumbrances</u>	<u>Balance</u>	<u>Prct Used</u>
3102-4200 Contract Services						
Total Beverage Recycle Grant	0.00	0.00	0.00	0.00	0.00	0.00

expstat.rpt
11/19/2020 5:08PM
Periods: 0 through 4

Expenditure Status Report

Page: 120

CITY OF HERMOSA BEACH
7/1/2020 through 10/31/2020

150 Grants Fund

4107 Local Coastal Assistance Grant

<u>Account Number</u>	<u>Adjusted Appropriation</u>	<u>Expenditures</u>	<u>Year-to-date Expenditures</u>	<u>Year-to-date Encumbrances</u>	<u>Balance</u>	<u>Prct Used</u>
4107-4200 Contract Services						
Total Local Coastal Assistance Grant	0.00	0.00	0.00	0.00	0.00	0.00

Expenditure Status Report
 CITY OF HERMOSA BEACH
 7/1/2020 through 10/31/2020

150 Grants Fund

4108 *** Title Not Found ***

<u>Account Number</u>	<u>Adjusted Appropriation</u>	<u>Expenditures</u>	<u>Year-to-date Expenditures</u>	<u>Year-to-date Encumbrances</u>	<u>Balance</u>	<u>Prct Used</u>
4108-4200 Contract Services						
4108-4201 Contract Serv/Private	65,000.00	0.00	0.00	0.00	65,000.00	0.00
Total *** Title Not Found ***	65,000.00	0.00	0.00	0.00	65,000.00	0.00

Expenditure Status Report

CITY OF HERMOSA BEACH
 7/1/2020 through 10/31/2020

150 Grants Fund

4210 Systemic Safety Analysis Report Program

<i>Account Number</i>	<i>Adjusted Appropriation</i>	<i>Expenditures</i>	<i>Year-to-date Expenditures</i>	<i>Year-to-date Encumbrances</i>	<i>Balance</i>	<i>Prct Used</i>
4210-4200 Contract Services						
4210-4201 Contract Serv/Private	36,656.00	14,107.81	14,107.81	22,548.37	-0.18	100.00
Total Systemic Safety Analysis Report Program	36,656.00	14,107.81	14,107.81	22,548.37	-0.18	100.00

Expenditure Status Report
 CITY OF HERMOSA BEACH
 7/1/2020 through 10/31/2020

150 Grants Fund

8103 Sea Level Rise Risk Assessment

<i>Account Number</i>	<i>Adjusted Appropriation</i>	<i>Expenditures</i>	<i>Year-to-date Expenditures</i>	<i>Year-to-date Encumbrances</i>	<i>Balance</i>	<i>Prct Used</i>
8103-4200 Contract Services						
8103-4201 Contract Serv/Private	247,050.00	0.00	0.00	0.00	247,050.00	0.00
Total Sea Level Rise Risk Assessment	247,050.00	0.00	0.00	0.00	247,050.00	0.00

Expenditure Status Report

CITY OF HERMOSA BEACH
 7/1/2020 through 10/31/2020

150 Grants Fund

8173 8th Street Improvements

<u>Account Number</u>	<u>Adjusted Appropriation</u>	<u>Expenditures</u>	<u>Year-to-date Expenditures</u>	<u>Year-to-date Encumbrances</u>	<u>Balance</u>	<u>Prct Used</u>
8173-4200 Contract Services						
Total 8th Street Improvements	0.00	0.00	0.00	0.00	0.00	0.00

Expenditure Status Report
 CITY OF HERMOSA BEACH
 7/1/2020 through 10/31/2020

150 Grants Fund

8184 St Imp/21st Btwn PCH/Ardmore

<i>Account Number</i>	<i>Adjusted Appropriation</i>	<i>Expenditures</i>	<i>Year-to-date Expenditures</i>	<i>Year-to-date Encumbrances</i>	<i>Balance</i>	<i>Prct Used</i>
8184-4200 Contract Services						
8184-4201 Contract Serv/Private	0.00	0.00	0.00	73,640.00	-73,640.00	0.00
Total St Imp/21st Btwn PCH/Ardmore	0.00	0.00	0.00	73,640.00	-73,640.00	0.00

Expenditure Status Report

CITY OF HERMOSA BEACH
 7/1/2020 through 10/31/2020

150 Grants Fund

8185 ADA Improvements- PCH between 2nd & 21st

<i>Account Number</i>	<i>Adjusted Appropriation</i>	<i>Expenditures</i>	<i>Year-to-date Expenditures</i>	<i>Year-to-date Encumbrances</i>	<i>Balance</i>	<i>Prct Used</i>
8185-4200 Contract Services						
8185-4201 Contract Serv/Private	0.00	0.00	0.00	35,046.32	-35,046.32	0.00
Total ADA Improvements- PCH between 2nd & 21st	0.00	0.00	0.00	35,046.32	-35,046.32	0.00

Expenditure Status Report

CITY OF HERMOSA BEACH
 7/1/2020 through 10/31/2020

150 Grants Fund

8542 Stormwater/Urban Run-off Diversion Proj

<u>Account Number</u>	<u>Adjusted Appropriation</u>	<u>Expenditures</u>	<u>Year-to-date Expenditures</u>	<u>Year-to-date Encumbrances</u>	<u>Balance</u>	<u>Prct Used</u>
8542-4200 Contract Services						
Total Stormwater/Urban Run-off Diversion Proj	0.00	0.00	0.00	0.00	0.00	0.00

Expenditure Status Report

CITY OF HERMOSA BEACH
7/1/2020 through 10/31/2020

150 Grants Fund

8668 Library Community Needs Assessment

<u>Account Number</u>	<u>Adjusted Appropriation</u>	<u>Expenditures</u>	<u>Year-to-date Expenditures</u>	<u>Year-to-date Encumbrances</u>	<u>Balance</u>	<u>Prct Used</u>
8668-4200 Contract Services						
8668-4201 Contract Serv/Private	60,000.00	0.00	0.00	0.00	60,000.00	0.00
Total Library Community Needs Assessment	60,000.00	0.00	0.00	0.00	60,000.00	0.00

Expenditure Status Report

CITY OF HERMOSA BEACH
 7/1/2020 through 10/31/2020

150 Grants Fund

8682 Electric Vehicle, Bicycle Transportation

<i>Account Number</i>	<i>Adjusted Appropriation</i>	<i>Expenditures</i>	<i>Year-to-date Expenditures</i>	<i>Year-to-date Encumbrances</i>	<i>Balance</i>	<i>Prct Used</i>
8682-4200 Contract Services						
8682-4201 Contract Serv/Private	616,469.00	0.00	0.00	15,300.22	601,168.78	2.48
Total Electric Vehicle, Bicycle Transportation	616,469.00	0.00	0.00	15,300.22	601,168.78	2.48
Total Grants Fund	1,107,244.00	5,173.28	5,173.28	227,531.28	874,539.44	21.02

Expenditure Status Report
CITY OF HERMOSA BEACH
 7/1/2020 through 10/31/2020

152 Air Quality Mgmt Dist Fund

3701 Emission Control

Account Number	Adjusted Appropriation	Expenditures	Year-to-date Expenditures	Year-to-date Encumbrances	Balance	Prct Used
3701-4200 Contract Services						
3701-4201 Contract Serv/Private	20,000.00	0.00	0.00	0.00	20,000.00	0.00
Total Contract Services	20,000.00	0.00	0.00	0.00	20,000.00	0.00
3701-4300 Materials/Supplies/Other						
3701-4327 AQMD Incentives	28,000.00	540.00	540.00	0.00	27,460.00	1.93
Total Materials/Supplies/Other	28,000.00	540.00	540.00	0.00	27,460.00	1.93
3701-4900 Depreciation						
Total Depreciation	0.00	0.00	0.00	0.00	0.00	0.00
3701-5400 Equipment/Furniture						
Total Equipment/Furniture	0.00	0.00	0.00	0.00	0.00	0.00
Total Air Quality Mgmt Dist Fund	48,000.00	540.00	540.00	0.00	47,460.00	1.13

Expenditure Status Report
CITY OF HERMOSA BEACH
 7/1/2020 through 10/31/2020

153 Supp Law Enf Serv Fund (SLESF)

2106 C.O.P.S. Program

<i>Account Number</i>	<i>Adjusted Appropriation</i>	<i>Expenditures</i>	<i>Year-to-date Expenditures</i>	<i>Year-to-date Encumbrances</i>	<i>Balance</i>	<i>Prct Used</i>
2106-4200 Contract Services						
2106-4201 Contract Serv/Private	89,611.00	49,166.11	49,166.11	0.00	40,444.89	54.87
Total Contract Services	89,611.00	49,166.11	49,166.11	0.00	40,444.89	54.87
2106-4300 Materials/Supplies/Other						
2106-4350 Safety Gear	18,000.00	0.00	0.00	0.00	18,000.00	0.00
Total Materials/Supplies/Other	18,000.00	0.00	0.00	0.00	18,000.00	0.00
2106-4900 Depreciation						
Total Depreciation	0.00	0.00	0.00	0.00	0.00	0.00
2106-5400 Equipment/Furniture						
2106-5401 Equip-Less Than \$1,000	2,633.00	0.00	0.00	0.00	2,633.00	0.00
2106-5405 Equipment more than \$5,000	31,360.00	0.00	0.00	0.00	31,360.00	0.00
Total Equipment/Furniture	33,993.00	0.00	0.00	0.00	33,993.00	0.00
2106-5600 Buildings/Improvements						
Total Buildings/Improvements	0.00	0.00	0.00	0.00	0.00	0.00
Total Supp Law Enf Serv Fund (SLESF)	141,604.00	49,166.11	49,166.11	0.00	92,437.89	34.72

Expenditure Status Report
CITY OF HERMOSA BEACH
 7/1/2020 through 10/31/2020

157 FEMA/Cal OES

2702 Emergency Management Response COVID-19

Account Number	Adjusted Appropriation	Expenditures	Year-to-date Expenditures	Year-to-date Encumbrances	Balance	Prct Used
2702-4100 Personal Services						
2702-4106 Regular Overtime	0.00	8,821.86	8,821.86	0.00	-8,821.86	0.00
2702-4112 Part Time Temporary	0.00	20,709.26	20,709.26	0.00	-20,709.26	0.00
2702-4189 Medicare Benefits	0.00	293.97	293.97	0.00	-293.97	0.00
Total Personal Services	0.00	29,825.09	29,825.09	0.00	-29,825.09	0.00
2702-4200 Contract Services						
2702-4201 Contract Serv/Private	0.00	121,950.33	121,950.33	502,112.22	-624,062.55	0.00
Total Contract Services	0.00	121,950.33	121,950.33	502,112.22	-624,062.55	0.00
2702-4300 Materials/Supplies/Other						
2702-4305 Office Operating Supplies	0.00	2,627.12	2,627.12	946.48	-3,573.60	0.00
2702-4309 Maintenance Materials	0.00	1,237.18	1,237.18	0.00	-1,237.18	0.00
2702-4320 Medical Exams	0.00	767.85	767.85	0.00	-767.85	0.00
Total Materials/Supplies/Other	0.00	4,632.15	4,632.15	946.48	-5,578.63	0.00
2702-5400 Equipment/Furniture						
Total Equipment/Furniture	0.00	0.00	0.00	0.00	0.00	0.00
Total FEMA/Cal OES	0.00	156,407.57	156,407.57	503,058.70	-659,466.27	0.00

Expenditure Status Report

CITY OF HERMOSA BEACH
 7/1/2020 through 10/31/2020

160 Sewer Fund

1219 Administrative Charges

<i>Account Number</i>	<i>Adjusted Appropriation</i>	<i>Expenditures</i>	<i>Year-to-date Expenditures</i>	<i>Year-to-date Encumbrances</i>	<i>Balance</i>	<i>Prct Used</i>
1219-4200 Contract Services						
1219-4201 Contract Serv/Private	3,846.00	0.00	0.00	0.00	3,846.00	0.00
Total Administrative Charges	3,846.00	0.00	0.00	0.00	3,846.00	0.00

Expenditure Status Report
 CITY OF HERMOSA BEACH
 7/1/2020 through 10/31/2020

160 Sewer Fund

1299 Interfund Transfers Out

<i>Account Number</i>	<i>Adjusted Appropriation</i>	<i>Expenditures</i>	<i>Year-to-date Expenditures</i>	<i>Year-to-date Encumbrances</i>	<i>Balance</i>	<i>Prct Used</i>
1299-4300 Materials/Supplies/Other						
1299-4399 Operating Transfers Out	3,000,000.00	999,996.00	999,996.00	0.00	2,000,004.00	33.33
Total Interfund Transfers Out	3,000,000.00	999,996.00	999,996.00	0.00	2,000,004.00	33.33

Expenditure Status Report
CITY OF HERMOSA BEACH
 7/1/2020 through 10/31/2020

160 Sewer Fund

3102 Sewers/Storm Drains

Account Number	Adjusted Appropriation	Expenditures	Year-to-date Expenditures	Year-to-date Encumbrances	Balance	Prct Used
3102-4100 Personal Services						
3102-4102 Regular Salaries	106,342.00	30,633.74	30,633.74	0.00	75,708.26	28.81
3102-4106 Regular Overtime	300.00	103.29	103.29	0.00	196.71	34.43
3102-4111 Accrual Cash In	2,829.00	76.94	76.94	0.00	2,752.06	2.72
3102-4180 Retirement	16,371.00	3,835.83	3,835.83	0.00	12,535.17	23.43
3102-4187 Uniform Allowance	24.00	8.00	8.00	0.00	16.00	33.33
3102-4188 Employee Benefits	16,298.00	4,566.64	4,566.64	0.00	11,731.36	28.02
3102-4189 Medicare Benefits	1,562.00	453.85	453.85	0.00	1,108.15	29.06
3102-4190 Other Post Employment Benefits (OPEB)	3,088.00	1,028.00	1,028.00	2,056.00	4.00	99.87
Total Personal Services	146,814.00	40,706.29	40,706.29	2,056.00	104,051.71	29.13
3102-4200 Contract Services						
3102-4201 Contract Serv/Private	255,529.00	7,785.29	7,785.29	161,463.75	86,279.96	66.23
3102-4251 Contract Service/Govt	4,376.00	0.00	0.00	0.00	4,376.00	0.00
Total Contract Services	259,905.00	7,785.29	7,785.29	161,463.75	90,655.96	65.12
3102-4300 Materials/Supplies/Other						
3102-4303 Utilities	894.00	0.00	0.00	0.00	894.00	0.00
3102-4309 Maintenance Materials	7,600.00	690.61	690.61	0.00	6,909.39	9.09
3102-4394 Building Maintenance Charges	267.00	88.00	88.00	0.00	179.00	32.96
3102-4395 Equip Replacement Charges	29,905.00	9,968.00	9,968.00	0.00	19,937.00	33.33
3102-4396 Insurance User Charges	36,731.00	12,244.00	12,244.00	0.00	24,487.00	33.33
Total Materials/Supplies/Other	75,397.00	22,990.61	22,990.61	0.00	52,406.39	30.49
3102-4900 Depreciation						
Total Depreciation	0.00	0.00	0.00	0.00	0.00	0.00
3102-5400 Equipment/Furniture						
Total Equipment/Furniture	0.00	0.00	0.00	0.00	0.00	0.00
Total Sewers/Storm Drains	482,116.00	71,482.19	71,482.19	163,519.75	247,114.06	48.74

Expenditure Status Report
 CITY OF HERMOSA BEACH
 7/1/2020 through 10/31/2020

160 Sewer Fund

3105 Used Oil Block Grant

<u>Account Number</u>	<u>Adjusted Appropriation</u>	<u>Expenditures</u>	<u>Year-to-date Expenditures</u>	<u>Year-to-date Encumbrances</u>	<u>Balance</u>	<u>Prct Used</u>
3105-4200 Contract Services						
3105-4201 Contract Serv/Private	5,400.00	0.00	0.00	0.00	5,400.00	0.00
Total Used Oil Block Grant	5,400.00	0.00	0.00	0.00	5,400.00	0.00

expstat.rpt
11/19/2020 5:08PM
Periods: 0 through 4

Expenditure Status Report

Page: 137

CITY OF HERMOSA BEACH
7/1/2020 through 10/31/2020

160 Sewer Fund

8416 Sewer Improvements Various Locations

<u>Account Number</u>	<u>Adjusted Appropriation</u>	<u>Expenditures</u>	<u>Year-to-date Expenditures</u>	<u>Year-to-date Encumbrances</u>	<u>Balance</u>	<u>Prct Used</u>
8416-4100 Personal Services						
Total Personal Services	0.00	0.00	0.00	0.00	0.00	0.00
8416-4200 Contract Services						
Total Sewer Improvements Various Locations	0.00	0.00	0.00	0.00	0.00	0.00

Page: 137

Expenditure Status Report
 CITY OF HERMOSA BEACH
 7/1/2020 through 10/31/2020

160 Sewer Fund

8421 Annual Sewer Improvements

<i>Account Number</i>	<i>Adjusted Appropriation</i>	<i>Expenditures</i>	<i>Year-to-date Expenditures</i>	<i>Year-to-date Encumbrances</i>	<i>Balance</i>	<i>Prct Used</i>
8421-4100 Personal Services						
Total Personal Services	0.00	0.00	0.00	0.00	0.00	0.00
8421-4200 Contract Services						
8421-4201 Contract Serv/Private	2,022,822.00	33,894.60	33,894.60	32,988.02	1,955,939.38	3.31
Total Annual Sewer Improvements	2,022,822.00	33,894.60	33,894.60	32,988.02	1,955,939.38	3.31

Expenditure Status Report

CITY OF HERMOSA BEACH
7/1/2020 through 10/31/2020

160 Sewer Fund

8423 Annual Sewer Improvements

<u>Account Number</u>	<u>Adjusted Appropriation</u>	<u>Expenditures</u>	<u>Year-to-date Expenditures</u>	<u>Year-to-date Encumbrances</u>	<u>Balance</u>	<u>Prct Used</u>
8423-4200 Contract Services						
8423-4201 Contract Serv/Private	250,000.00	0.00	0.00	0.00	250,000.00	0.00
Total Annual Sewer Improvements	250,000.00	0.00	0.00	0.00	250,000.00	0.00

Expenditure Status Report
 CITY OF HERMOSA BEACH
 7/1/2020 through 10/31/2020

160 Sewer Fund

8692 14th Street Beach Restroom Rehab

<i>Account Number</i>	<i>Adjusted Appropriation</i>	<i>Expenditures</i>	<i>Year-to-date Expenditures</i>	<i>Year-to-date Encumbrances</i>	<i>Balance</i>	<i>Prct Used</i>
8692-4100 Personal Services						
Total Personal Services	0.00	0.00	0.00	0.00	0.00	0.00
8692-4200 Contract Services						
8692-4201 Contract Serv/Private	200,000.00	0.00	0.00	0.00	200,000.00	0.00
Total 14th Street Beach Restroom Rehab	200,000.00	0.00	0.00	0.00	200,000.00	0.00
Total Sewer Fund	5,964,184.00	1,105,372.79	1,105,372.79	196,507.77	4,662,303.44	21.83

Expenditure Status Report
CITY OF HERMOSA BEACH
 7/1/2020 through 10/31/2020

161 Storm Drains Fund

3109 Storm Drain

Account Number	Adjusted Appropriation	Expenditures	Year-to-date Expenditures	Year-to-date Encumbrances	Balance	Prct Used
3109-4100 Personal Services						
3109-4102 Regular Salaries	81,730.00	22,471.46	22,471.46	0.00	59,258.54	27.49
3109-4106 Regular Overtime	300.00	103.29	103.29	0.00	196.71	34.43
3109-4111 Accrual Cash In	5,877.00	15.39	15.39	0.00	5,861.61	0.26
3109-4180 Retirement	11,562.00	2,174.55	2,174.55	0.00	9,387.45	18.81
3109-4187 Uniform Allowance	24.00	8.00	8.00	0.00	16.00	33.33
3109-4188 Employee Benefits	11,975.00	3,182.22	3,182.22	0.00	8,792.78	26.57
3109-4189 Medicare Benefits	1,205.00	334.28	334.28	0.00	870.72	27.74
3109-4190 Other Post Employment Benefits/OPEB	2,153.00	716.00	716.00	1,432.00	5.00	99.77
Total Personal Services	114,826.00	29,005.19	29,005.19	1,432.00	84,388.81	26.51
3109-4200 Contract Services						
3109-4201 Contract Serv/Private	254,877.00	481.38	481.38	92,770.09	161,625.53	36.59
3109-4251 Contract Services/Gov't	8,539.00	0.00	0.00	0.00	8,539.00	0.00
Total Contract Services	263,416.00	481.38	481.38	92,770.09	170,164.53	35.40
3109-4300 Materials/Supplies/Other						
3109-4309 Maintenance Materials	5,000.00	0.00	0.00	0.00	5,000.00	0.00
3109-4394 Building Maintenance Charges	400.00	132.00	132.00	0.00	268.00	33.00
3109-4395 Equip Replacement Chrgs	37,935.00	12,644.00	12,644.00	0.00	25,291.00	33.33
3109-4396 Insurance User Charges	15,683.00	5,228.00	5,228.00	0.00	10,455.00	33.34
Total Materials/Supplies/Other	59,018.00	18,004.00	18,004.00	0.00	41,014.00	30.51
3109-5400 Equipment/Furniture						
3109-5405 Equipment more than \$5,000	0.00	25,317.34	25,317.34	0.00	-25,317.34	0.00
Total Equipment/Furniture	0.00	25,317.34	25,317.34	0.00	-25,317.34	0.00
Total Storm Drain	437,260.00	72,807.91	72,807.91	94,202.09	270,250.00	38.19

Expenditure Status Report

CITY OF HERMOSA BEACH
7/1/2020 through 10/31/2020

161 Storm Drains Fund

8164 Hermosa Ave Green Street

<u>Account Number</u>	<u>Adjusted Appropriation</u>	<u>Expenditures</u>	<u>Year-to-date Expenditures</u>	<u>Year-to-date Encumbrances</u>	<u>Balance</u>	<u>Prct Used</u>
8164-4200 Contract Services						
Total Hermosa Ave Green Street	0.00	0.00	0.00	0.00	0.00	0.00

Expenditure Status Report

CITY OF HERMOSA BEACH
7/1/2020 through 10/31/2020

161 Storm Drains Fund

8401 EWMP Update/Feasibility Study

<u>Account Number</u>	<u>Adjusted Appropriation</u>	<u>Expenditures</u>	<u>Year-to-date Expenditures</u>	<u>Year-to-date Encumbrances</u>	<u>Balance</u>	<u>Prct Used</u>
8401-4200 Contract Services						
Total EWMP Update/Feasibility Study	0.00	0.00	0.00	0.00	0.00	0.00

Expenditure Status Report

CITY OF HERMOSA BEACH
7/1/2020 through 10/31/2020

161 Storm Drains Fund

8417 Storm Drain Improvements- Various Locati

<u>Account Number</u>	<u>Adjusted Appropriation</u>	<u>Expenditures</u>	<u>Year-to-date Expenditures</u>	<u>Year-to-date Encumbrances</u>	<u>Balance</u>	<u>Prct Used</u>
8417-4100 Personal Services						
Total Personal Services	0.00	0.00	0.00	0.00	0.00	0.00
8417-4200 Contract Services						
8417-4201 Contract Serv/Private	1,000,000.00	0.00	0.00	0.00	1,000,000.00	0.00
Total Storm Drain Improvements- Various Locati	1,000,000.00	0.00	0.00	0.00	1,000,000.00	0.00

expstat.rpt
11/19/2020 5:08PM
Periods: 0 through 4

Expenditure Status Report

Page: 145

CITY OF HERMOSA BEACH
7/1/2020 through 10/31/2020

161 Storm Drains Fund

8419 16th Street Storm Drain Trash Capture Pr

<u>Account Number</u>	<u>Adjusted Appropriation</u>	<u>Expenditures</u>	<u>Year-to-date Expenditures</u>	<u>Year-to-date Encumbrances</u>	<u>Balance</u>	<u>Prct Used</u>
8419-4200 Contract Services						
8419-4201 Contract Serv/Private	117,324.00	0.00	0.00	0.00	117,324.00	0.00
Total 16th Street Storm Drain Trash Capture Pr	117,324.00	0.00	0.00	0.00	117,324.00	0.00

Expenditure Status Report

CITY OF HERMOSA BEACH
7/1/2020 through 10/31/2020

161 Storm Drains Fund

8422 Annual Storm Drain Improvements

<u>Account Number</u>	<u>Adjusted Appropriation</u>	<u>Expenditures</u>	<u>Year-to-date Expenditures</u>	<u>Year-to-date Encumbrances</u>	<u>Balance</u>	<u>Prct Used</u>
8422-4100 Personal Services						
Total Personal Services	0.00	0.00	0.00	0.00	0.00	0.00
8422-4200 Contract Services						
8422-4201 Contract Serv/Private	500,000.00	0.00	0.00	0.00	500,000.00	0.00
Total Annual Storm Drain Improvements	500,000.00	0.00	0.00	0.00	500,000.00	0.00

Expenditure Status Report
 CITY OF HERMOSA BEACH
 7/1/2020 through 10/31/2020

161 Storm Drains Fund

8423 Sewer Improvements

<u>Account Number</u>	<u>Adjusted Appropriation</u>	<u>Expenditures</u>	<u>Year-to-date Expenditures</u>	<u>Year-to-date Encumbrances</u>	<u>Balance</u>	<u>Prct Used</u>
8423-4200 Contract Services						
Total Sewer Improvements	0.00	0.00	0.00	0.00	0.00	0.00

Expenditure Status Report

CITY OF HERMOSA BEACH
 7/1/2020 through 10/31/2020

161 Storm Drains Fund

8424 Annual Storm Drain Improvements

<i>Account Number</i>	<i>Adjusted Appropriation</i>	<i>Expenditures</i>	<i>Year-to-date Expenditures</i>	<i>Year-to-date Encumbrances</i>	<i>Balance</i>	<i>Prct Used</i>
8424-4200 Contract Services						
8424-4201 Contract Serv/Private	250,000.00	0.00	0.00	0.00	250,000.00	0.00
Total Annual Storm Drain Improvements	250,000.00	0.00	0.00	0.00	250,000.00	0.00
Total Storm Drains Fund	2,304,584.00	72,807.91	72,807.91	94,202.09	2,137,574.00	7.25

expstat.rpt
11/19/2020 5:08PM
Periods: 0 through 4

Expenditure Status Report

Page: 149

CITY OF HERMOSA BEACH
7/1/2020 through 10/31/2020

170 Asset Seizure/Forft Fund

2103 Special Investigations

<u>Account Number</u>	<u>Adjusted Appropriation</u>	<u>Expenditures</u>	<u>Year-to-date Expenditures</u>	<u>Year-to-date Encumbrances</u>	<u>Balance</u>	<u>Prct Used</u>
2103-4900 Depreciation						
Total Depreciation	0.00	0.00	0.00	0.00	0.00	0.00
2103-5400 Equipment/Furniture						
2103-5405 Equipment more than \$5,000	57,218.00	0.00	0.00	0.00	57,218.00	0.00
Total Special Investigations	57,218.00	0.00	0.00	0.00	57,218.00	0.00

Expenditure Status Report
 CITY OF HERMOSA BEACH
 7/1/2020 through 10/31/2020

170 Asset Seizure/Forft Fund

2105 Police K-9 Program

<i>Account Number</i>	<i>Adjusted Appropriation</i>	<i>Expenditures</i>	<i>Year-to-date Expenditures</i>	<i>Year-to-date Encumbrances</i>	<i>Balance</i>	<i>Prct Used</i>
2105-4200 Contract Services						
2105-4201 Contract Serv/Private	2,500.00	433.00	433.00	2,504.75	-437.75	117.51
Total Contract Services	2,500.00	433.00	433.00	2,504.75	-437.75	117.51
2105-4300 Materials/Supplies/Other						
2105-4309 Maintenance Materials	675.00	54.74	54.74	650.00	-29.74	104.41
2105-4317 Conference/Training	3,000.00	750.00	750.00	2,250.00	0.00	100.00
Total Materials/Supplies/Other	3,675.00	804.74	804.74	2,900.00	-29.74	100.81
2105-4900 Depreciation						
Total Depreciation	0.00	0.00	0.00	0.00	0.00	0.00
2105-5400 Equipment/Furniture						
2105-5401 Equip-Less Than \$1,000	1,041.00	286.20	286.20	0.00	754.80	27.49
Total Equipment/Furniture	1,041.00	286.20	286.20	0.00	754.80	27.49
Total Police K-9 Program	7,216.00	1,523.94	1,523.94	5,404.75	287.31	96.02

expstat.rpt
11/19/2020 5:08PM
Periods: 0 through 4

Expenditure Status Report

Page: 151

CITY OF HERMOSA BEACH
7/1/2020 through 10/31/2020

170 Asset Seizure/Forft Fund

2116 Mounted Patrol Unit

<u>Account Number</u>	<u>Adjusted Appropriation</u>	<u>Expenditures</u>	<u>Year-to-date Expenditures</u>	<u>Year-to-date Encumbrances</u>	<u>Balance</u>	<u>Prct Used</u>
2116-4200 Contract Services						
Total Mounted Patrol Unit	0.00	0.00	0.00	0.00	0.00	0.00
Total Asset Seizure/Forft Fund	64,434.00	1,523.94	1,523.94	5,404.75	57,505.31	10.75

expstat.rpt
11/19/2020 5:08PM
Periods: 0 through 4

Expenditure Status Report

Page: 152

CITY OF HERMOSA BEACH
7/1/2020 through 10/31/2020

180 Fire Protection Fund

2202 Fire Protection

<u>Account Number</u>	<u>Adjusted Appropriation</u>	<u>Expenditures</u>	<u>Year-to-date Expenditures</u>	<u>Year-to-date Encumbrances</u>	<u>Balance</u>	<u>Prct Used</u>
2202-4200 Contract Services						
2202-4251 Contract Services/Gov't	43,062.00	17,945.00	17,945.00	25,117.00	0.00	100.00
Total Fire Protection Fund	43,062.00	17,945.00	17,945.00	25,117.00	0.00	100.00

Expenditure Status Report

CITY OF HERMOSA BEACH
7/1/2020 through 10/31/2020

190 RTI Undersea Cable

8417 Storm Drain Improvements- Various Locati

<u>Account Number</u>	<u>Adjusted Appropriation</u>	<u>Expenditures</u>	<u>Year-to-date Expenditures</u>	<u>Year-to-date Encumbrances</u>	<u>Balance</u>	<u>Prct Used</u>
8417-4200 Contract Services						
8417-4201 Contract Serv/Private	386,692.00	0.00	0.00	0.00	386,692.00	0.00
Total Storm Drain Improvements- Various Locati	386,692.00	0.00	0.00	0.00	386,692.00	0.00

Expenditure Status Report

CITY OF HERMOSA BEACH
7/1/2020 through 10/31/2020

190 RTI Undersea Cable

8631 14Th. St. Beach Restroom Rehabilitation

<u>Account Number</u>	<u>Adjusted Appropriation</u>	<u>Expenditures</u>	<u>Year-to-date Expenditures</u>	<u>Year-to-date Encumbrances</u>	<u>Balance</u>	<u>Prct Used</u>
8631-4200 Contract Services						
Total 14Th. St. Beach Restroom Rehabilitation	0.00	0.00	0.00	0.00	0.00	0.00

Expenditure Status Report

CITY OF HERMOSA BEACH
7/1/2020 through 10/31/2020

190 RTI Undersea Cable

8695 Parking Lot A Improvements

<u>Account Number</u>	<u>Adjusted Appropriation</u>	<u>Expenditures</u>	<u>Year-to-date Expenditures</u>	<u>Year-to-date Encumbrances</u>	<u>Balance</u>	<u>Prct Used</u>
8695-4200 Contract Services						
8695-4201 Contract Serv/Private	482,260.00	0.00	0.00	0.00	482,260.00	0.00
Total Parking Lot A Improvements	482,260.00	0.00	0.00	0.00	482,260.00	0.00
Total RTI Undersea Cable	868,952.00	0.00	0.00	0.00	868,952.00	0.00

expstat.rpt
11/19/2020 5:08PM
Periods: 0 through 4

Expenditure Status Report

Page: 156

CITY OF HERMOSA BEACH
7/1/2020 through 10/31/2020

191 RTI Tidelands

8417 Storm Drain Improvements- Various Locati

<u>Account Number</u>	<u>Adjusted Appropriation</u>	<u>Expenditures</u>	<u>Year-to-date Expenditures</u>	<u>Year-to-date Encumbrances</u>	<u>Balance</u>	<u>Prct Used</u>
8417-4200 Contract Services						
8417-4201 Contract Serv/Private	200,000.00	0.00	0.00	0.00	200,000.00	0.00
Total Storm Drain Improvements- Various Locati	200,000.00	0.00	0.00	0.00	200,000.00	0.00

Page: 156

expstat.rpt
11/19/2020 5:08PM
Periods: 0 through 4

Expenditure Status Report

Page: 157

CITY OF HERMOSA BEACH
7/1/2020 through 10/31/2020

191 RTI Tidelands

8629 Municipal Pier Structural Assess/Repair

<u>Account Number</u>	<u>Adjusted Appropriation</u>	<u>Expenditures</u>	<u>Year-to-date Expenditures</u>	<u>Year-to-date Encumbrances</u>	<u>Balance</u>	<u>Prct Used</u>
8629-4200 Contract Services						
8629-4201 Contract Serv/Private	240,000.00	0.00	0.00	0.00	240,000.00	0.00
Total Municipal Pier Structural Assess/Repair	240,000.00	0.00	0.00	0.00	240,000.00	0.00

Expenditure Status Report

CITY OF HERMOSA BEACH
7/1/2020 through 10/31/2020

191 RTI Tidelands

8692 14th Street Restroom Construction

<u>Account Number</u>	<u>Adjusted Appropriation</u>	<u>Expenditures</u>	<u>Year-to-date Expenditures</u>	<u>Year-to-date Encumbrances</u>	<u>Balance</u>	<u>Prct Used</u>
8692-4200 Contract Services						
8692-4201 Contract Serv/Private	190,000.00	0.00	0.00	0.00	190,000.00	0.00
Total 14th Street Restroom Construction	190,000.00	0.00	0.00	0.00	190,000.00	0.00
Total RTI Tidelands	630,000.00	0.00	0.00	0.00	630,000.00	0.00

Expenditure Status Report
CITY OF HERMOSA BEACH
 7/1/2020 through 10/31/2020

201 2015 Lease Revenue Bonds

1220 Legal Settlements- E&B Resources

Account Number	Adjusted Appropriation	Expenditures	Year-to-date Expenditures	Year-to-date Encumbrances	Balance	Prct Used
1220-4200 Contract Services						
Total Contract Services	0.00	0.00	0.00	0.00	0.00	0.00
1220-6700 Interest						
1220-6701 Interest	285,712.00	500,000.00	500,000.00	0.00	-214,288.00	175.00
Total Interest	285,712.00	500,000.00	500,000.00	0.00	-214,288.00	175.00
1220-6800 Principal						
1220-6801 Principal Payment	500,000.00	149,106.26	149,106.26	0.00	350,893.74	29.82
Total Principal	500,000.00	149,106.26	149,106.26	0.00	350,893.74	29.82
1220-6900 Lease Payments						
Total Lease Payments	0.00	0.00	0.00	0.00	0.00	0.00
Total 2015 Lease Revenue Bonds	785,712.00	649,106.26	649,106.26	0.00	136,605.74	82.61

expstat.rpt
11/19/2020 5:08PM
Periods: 0 through 4

Expenditure Status Report

Page: 160

CITY OF HERMOSA BEACH
7/1/2020 through 10/31/2020

301 Capital Improvement Fund

1201 City Manager

<u>Account Number</u>	<u>Adjusted Appropriation</u>	<u>Expenditures</u>	<u>Year-to-date Expenditures</u>	<u>Year-to-date Encumbrances</u>	<u>Balance</u>	<u>Prct Used</u>
1201-4200 Contract Services						
1201-4201 Contract Serv/Private	173,000.00	0.00	0.00	0.00	173,000.00	0.00
Total City Manager	173,000.00	0.00	0.00	0.00	173,000.00	0.00

Page: 160

expstat.rpt
11/19/2020 5:08PM
Periods: 0 through 4

Expenditure Status Report

Page: 161

CITY OF HERMOSA BEACH
7/1/2020 through 10/31/2020

301 Capital Improvement Fund

2202 Fire Protection

<u>Account Number</u>	<u>Adjusted Appropriation</u>	<u>Expenditures</u>	<u>Year-to-date Expenditures</u>	<u>Year-to-date Encumbrances</u>	<u>Balance</u>	<u>Prct Used</u>
2202-5600 Buildings/Improvements						
2202-5601 Buildings	363,672.00	0.00	0.00	0.00	363,672.00	0.00
Total Fire Protection	363,672.00	0.00	0.00	0.00	363,672.00	0.00

expstat.rpt
11/19/2020 5:08PM
Periods: 0 through 4

Expenditure Status Report

CITY OF HERMOSA BEACH
7/1/2020 through 10/31/2020

Page: 162

301 Capital Improvement Fund

8103 *** Title Not Found ***

<u>Account Number</u>	<u>Adjusted Appropriation</u>	<u>Expenditures</u>	<u>Year-to-date Expenditures</u>	<u>Year-to-date Encumbrances</u>	<u>Balance</u>	<u>Prct Used</u>
8103-4200 Contract Services						
8103-4201 Contract Serv/Private	32,008.00	0.00	0.00	0.00	32,008.00	0.00
Total *** Title Not Found ***	32,008.00	0.00	0.00	0.00	32,008.00	0.00

Page: 162

Expenditure Status Report

CITY OF HERMOSA BEACH
 7/1/2020 through 10/31/2020

301 Capital Improvement Fund

8129 Pier Avenue/PCH to Ardmore

<u>Account Number</u>	<u>Adjusted Appropriation</u>	<u>Expenditures</u>	<u>Year-to-date Expenditures</u>	<u>Year-to-date Encumbrances</u>	<u>Balance</u>	<u>Prct Used</u>
8129-4200 Contract Services						
Total Pier Avenue/PCH to Ardmore	0.00	0.00	0.00	0.00	0.00	0.00

Expenditure Status Report

CITY OF HERMOSA BEACH
7/1/2020 through 10/31/2020

301 Capital Improvement Fund

8143 PCH Mobility Improvement Project

<u>Account Number</u>	<u>Adjusted Appropriation</u>	<u>Expenditures</u>	<u>Year-to-date Expenditures</u>	<u>Year-to-date Encumbrances</u>	<u>Balance</u>	<u>Prct Used</u>
8143-4200 Contract Services						
8143-4201 Contract Serv/Private	263,437.00	0.00	0.00	0.00	263,437.00	0.00
Total PCH Mobility Improvement Project	263,437.00	0.00	0.00	0.00	263,437.00	0.00

Expenditure Status Report

CITY OF HERMOSA BEACH
 7/1/2020 through 10/31/2020

301 Capital Improvement Fund

8173 8th Street Improvements

<u>Account Number</u>	<u>Adjusted Appropriation</u>	<u>Expenditures</u>	<u>Year-to-date Expenditures</u>	<u>Year-to-date Encumbrances</u>	<u>Balance</u>	<u>Prct Used</u>
8173-4200 Contract Services						
Total 8th Street Improvements	0.00	0.00	0.00	0.00	0.00	0.00

expstat.rpt
11/19/2020 5:08PM
Periods: 0 through 4

Expenditure Status Report

Page: 166

CITY OF HERMOSA BEACH
7/1/2020 through 10/31/2020

301 Capital Improvement Fund

8192 Annual Striping Improvements

<u>Account Number</u>	<u>Adjusted Appropriation</u>	<u>Expenditures</u>	<u>Year-to-date Expenditures</u>	<u>Year-to-date Encumbrances</u>	<u>Balance</u>	<u>Prct Used</u>
8192-4200 Contract Services						
8192-4201 Contract Serv/Private	50,000.00	0.00	0.00	0.00	50,000.00	0.00
Total Annual Striping Improvements	50,000.00	0.00	0.00	0.00	50,000.00	0.00

Expenditure Status Report
 CITY OF HERMOSA BEACH
 7/1/2020 through 10/31/2020

301 Capital Improvement Fund

8417 Storm Drain Improvements- Various Locati

<i>Account Number</i>	<i>Adjusted Appropriation</i>	<i>Expenditures</i>	<i>Year-to-date Expenditures</i>	<i>Year-to-date Encumbrances</i>	<i>Balance</i>	<i>Prct Used</i>
8417-4100 Personal Services						
Total Personal Services	0.00	0.00	0.00	0.00	0.00	0.00
8417-4200 Contract Services						
8417-4201 Contract Serv/Private	44,966.00	0.00	0.00	43,589.70	1,376.30	96.94
Total Storm Drain Improvements- Various Locati	44,966.00	0.00	0.00	43,589.70	1,376.30	96.94

expstat.rpt
11/19/2020 5:08PM
Periods: 0 through 4

Expenditure Status Report

Page: 168

CITY OF HERMOSA BEACH
7/1/2020 through 10/31/2020

301 Capital Improvement Fund

8542 Stormwater/Urban Run-Off Diversion Proj

<u>Account Number</u>	<u>Adjusted Appropriation</u>	<u>Expenditures</u>	<u>Year-to-date Expenditures</u>	<u>Year-to-date Encumbrances</u>	<u>Balance</u>	<u>Prct Used</u>
8542-4200 Contract Services						
Total Stormwater/Urban Run-Off Diversion Proj	0.00	0.00	0.00	0.00	0.00	0.00

Page: 168

Expenditure Status Report

CITY OF HERMOSA BEACH
7/1/2020 through 10/31/2020

301 Capital Improvement Fund

8544 Feasibility. Greenbelt Path

<u>Account Number</u>	<u>Adjusted Appropriation</u>	<u>Expenditures</u>	<u>Year-to-date Expenditures</u>	<u>Year-to-date Encumbrances</u>	<u>Balance</u>	<u>Prct Used</u>
8544-4200 Contract Services						
8544-4201 Contract Serv/Private	10,000.00	0.00	0.00	0.00	10,000.00	0.00
Total Feasibility. Greenbelt Path	10,000.00	0.00	0.00	0.00	10,000.00	0.00

expstat.rpt
11/19/2020 5:08PM
Periods: 0 through 4

Expenditure Status Report

Page: 170

CITY OF HERMOSA BEACH
7/1/2020 through 10/31/2020

301 Capital Improvement Fund

8546 Citywide Park Improvements

<u>Account Number</u>	<u>Adjusted Appropriation</u>	<u>Expenditures</u>	<u>Year-to-date Expenditures</u>	<u>Year-to-date Encumbrances</u>	<u>Balance</u>	<u>Prct Used</u>
8546-4200 Contract Services						
8546-4201 Contract Serv/Private	0.00	0.00	0.00	750.00	-750.00	0.00
Total Citywide Park Improvements	0.00	0.00	0.00	750.00	-750.00	0.00

expstat.rpt
11/19/2020 5:08PM
Periods: 0 through 4

Expenditure Status Report

Page: 171

CITY OF HERMOSA BEACH
7/1/2020 through 10/31/2020

301 Capital Improvement Fund

8602 City Wide ADA Improvements

<u>Account Number</u>	<u>Adjusted Appropriation</u>	<u>Expenditures</u>	<u>Year-to-date Expenditures</u>	<u>Year-to-date Encumbrances</u>	<u>Balance</u>	<u>Prct Used</u>
8602-4200 Contract Services						
8602-4201 Contract Serv/Private	50,000.00	0.00	0.00	0.00	50,000.00	0.00
Total City Wide ADA Improvements	50,000.00	0.00	0.00	0.00	50,000.00	0.00

Page: 171

Expenditure Status Report

CITY OF HERMOSA BEACH
7/1/2020 through 10/31/2020

301 Capital Improvement Fund

8608 Pub Works Yard Relocation

<u>Account Number</u>	<u>Adjusted Appropriation</u>	<u>Expenditures</u>	<u>Year-to-date Expenditures</u>	<u>Year-to-date Encumbrances</u>	<u>Balance</u>	<u>Prct Used</u>
8608-4200 Contract Services						
8608-4201 Contract Serv/Private	60,000.00	0.00	0.00	1,480.44	58,519.56	2.47
Total Pub Works Yard Relocation	60,000.00	0.00	0.00	1,480.44	58,519.56	2.47

expstat.rpt
11/19/2020 5:08PM
Periods: 0 through 4

Expenditure Status Report

Page: 173

CITY OF HERMOSA BEACH
7/1/2020 through 10/31/2020

301 Capital Improvement Fund

8609 Downtown Strategic Plan Implementation

<u>Account Number</u>	<u>Adjusted Appropriation</u>	<u>Expenditures</u>	<u>Year-to-date Expenditures</u>	<u>Year-to-date Encumbrances</u>	<u>Balance</u>	<u>Prct Used</u>
8609-4200 Contract Services						
8609-4201 Contract Serv/Private	468,161.00	0.00	0.00	13,998.75	454,162.25	2.99
Total Downtown Strategic Plan Implementation	468,161.00	0.00	0.00	13,998.75	454,162.25	2.99

Page: 173

Expenditure Status Report
 CITY OF HERMOSA BEACH
 7/1/2020 through 10/31/2020

301 Capital Improvement Fund

8614 Police Facilities Improvements

<i>Account Number</i>	<i>Adjusted Appropriation</i>	<i>Expenditures</i>	<i>Year-to-date Expenditures</i>	<i>Year-to-date Encumbrances</i>	<i>Balance</i>	<i>Prct Used</i>
8614-4200 Contract Services						
8614-4201 Contract Serv/Private	0.00	0.00	0.00	1,200.61	-1,200.61	0.00
Total Police Facilities Improvements	0.00	0.00	0.00	1,200.61	-1,200.61	0.00

expstat.rpt
11/19/2020 5:08PM
Periods: 0 through 4

Expenditure Status Report

Page: 175

CITY OF HERMOSA BEACH
7/1/2020 through 10/31/2020

301 Capital Improvement Fund

8615 New Corporate Yard Facility

<u>Account Number</u>	<u>Adjusted Appropriation</u>	<u>Expenditures</u>	<u>Year-to-date Expenditures</u>	<u>Year-to-date Encumbrances</u>	<u>Balance</u>	<u>Prct Used</u>
8615-4200 Contract Services						
8615-4201 Contract Serv/Private	1,293,335.00	1,443.75	1,443.75	112,592.50	1,179,298.75	8.82
Total New Corporate Yard Facility	1,293,335.00	1,443.75	1,443.75	112,592.50	1,179,298.75	8.82

Page: 175

expstat.rpt
11/19/2020 5:08PM
Periods: 0 through 4

Expenditure Status Report

Page: 176

CITY OF HERMOSA BEACH
7/1/2020 through 10/31/2020

301 Capital Improvement Fund

8650 Community Center Gen Improv- Phase III

<u>Account Number</u>	<u>Adjusted Appropriation</u>	<u>Expenditures</u>	<u>Year-to-date Expenditures</u>	<u>Year-to-date Encumbrances</u>	<u>Balance</u>	<u>Prct Used</u>
8650-4200 Contract Services						
8650-4201 Contract Serv/Private	96,735.00	1,740.00	1,740.00	0.00	94,995.00	1.80
Total Community Center Gen Improv- Phase III	96,735.00	1,740.00	1,740.00	0.00	94,995.00	1.80

expstat.rpt
11/19/2020 5:08PM
Periods: 0 through 4

Expenditure Status Report

Page: 177

CITY OF HERMOSA BEACH
7/1/2020 through 10/31/2020

301 Capital Improvement Fund

8660 Municipal Pier Electrical Repairs

<u>Account Number</u>	<u>Adjusted Appropriation</u>	<u>Expenditures</u>	<u>Year-to-date Expenditures</u>	<u>Year-to-date Encumbrances</u>	<u>Balance</u>	<u>Prct Used</u>
8660-4200 Contract Services						
8660-4201 Contract Serv/Private	244,811.00	0.00	0.00	0.00	244,811.00	0.00
Total Municipal Pier Electrical Repairs	244,811.00	0.00	0.00	0.00	244,811.00	0.00

expstat.rpt
11/19/2020 5:08PM
Periods: 0 through 4

Expenditure Status Report

Page: 178

CITY OF HERMOSA BEACH
7/1/2020 through 10/31/2020

301 Capital Improvement Fund

8669 City Park Restroom Renovations

<u>Account Number</u>	<u>Adjusted Appropriation</u>	<u>Expenditures</u>	<u>Year-to-date Expenditures</u>	<u>Year-to-date Encumbrances</u>	<u>Balance</u>	<u>Prct Used</u>
8669-4100 Personal Services						
Total Personal Services	0.00	0.00	0.00	0.00	0.00	0.00
8669-4200 Contract Services						
8669-4201 Contract Serv/Private	1,431,999.00	6,132.00	6,132.00	11,388.00	1,414,479.00	1.22
Total City Park Restroom Renovations	1,431,999.00	6,132.00	6,132.00	11,388.00	1,414,479.00	1.22

Expenditure Status Report

CITY OF HERMOSA BEACH
 7/1/2020 through 10/31/2020

301 Capital Improvement Fund

8670 Tree Well Grates

<u>Account Number</u>	<u>Adjusted Appropriation</u>	<u>Expenditures</u>	<u>Year-to-date Expenditures</u>	<u>Year-to-date Encumbrances</u>	<u>Balance</u>	<u>Prct Used</u>
8670-4200 Contract Services						
Total Tree Well Grates	0.00	0.00	0.00	0.00	0.00	0.00

expstat.rpt
11/19/2020 5:08PM
Periods: 0 through 4

Expenditure Status Report

Page: 180

CITY OF HERMOSA BEACH
7/1/2020 through 10/31/2020

301 Capital Improvement Fund

8682 Electrical Vehicle & Bicycle Transportat

<u>Account Number</u>	<u>Adjusted Appropriation</u>	<u>Expenditures</u>	<u>Year-to-date Expenditures</u>	<u>Year-to-date Encumbrances</u>	<u>Balance</u>	<u>Prct Used</u>
8682-4200 Contract Services						
8682-4201 Contract Serv/Private	47,186.00	0.00	0.00	0.00	47,186.00	0.00
Total Electrical Vehicle & Bicycle Transportat	47,186.00	0.00	0.00	0.00	47,186.00	0.00

Expenditure Status Report

CITY OF HERMOSA BEACH
7/1/2020 through 10/31/2020

301 Capital Improvement Fund

8683 Bard Street Closure

<u>Account Number</u>	<u>Adjusted Appropriation</u>	<u>Expenditures</u>	<u>Year-to-date Expenditures</u>	<u>Year-to-date Encumbrances</u>	<u>Balance</u>	<u>Prct Used</u>
8683-4200 Contract Services						
Total Bard Street Closure	0.00	0.00	0.00	0.00	0.00	0.00

expstat.rpt
11/19/2020 5:08PM
Periods: 0 through 4

Expenditure Status Report

CITY OF HERMOSA BEACH
7/1/2020 through 10/31/2020

Page: 182

301 Capital Improvement Fund

8684 Emergency Op Center Renovations

<u>Account Number</u>	<u>Adjusted Appropriation</u>	<u>Expenditures</u>	<u>Year-to-date Expenditures</u>	<u>Year-to-date Encumbrances</u>	<u>Balance</u>	<u>Prct Used</u>
8684-4200 Contract Services						
8684-4201 Contract Serv/Private	192,880.00	0.00	0.00	0.00	192,880.00	0.00
Total Emergency Op Center Renovations	192,880.00	0.00	0.00	0.00	192,880.00	0.00

Page: 182

Expenditure Status Report

CITY OF HERMOSA BEACH
 7/1/2020 through 10/31/2020

301 Capital Improvement Fund

8689 Clark Building Renovations

<i>Account Number</i>	<i>Adjusted Appropriation</i>	<i>Expenditures</i>	<i>Year-to-date Expenditures</i>	<i>Year-to-date Encumbrances</i>	<i>Balance</i>	<i>Prct Used</i>
8689-4200 Contract Services						
8689-4201 Contract Serv/Private	420,072.00	9,284.80	9,284.80	45,715.20	365,072.00	13.09
Total Clark Building Renovations	420,072.00	9,284.80	9,284.80	45,715.20	365,072.00	13.09

expstat.rpt
11/19/2020 5:08PM
Periods: 0 through 4

Expenditure Status Report

Page: 184

CITY OF HERMOSA BEACH
7/1/2020 through 10/31/2020

301 Capital Improvement Fund

8692 14th Street Restroom Construction

<u>Account Number</u>	<u>Adjusted Appropriation</u>	<u>Expenditures</u>	<u>Year-to-date Expenditures</u>	<u>Year-to-date Encumbrances</u>	<u>Balance</u>	<u>Prct Used</u>
8692-4200 Contract Services						
8692-4201 Contract Serv/Private	160,000.00	0.00	0.00	0.00	160,000.00	0.00
Total 14th Street Restroom Construction	160,000.00	0.00	0.00	0.00	160,000.00	0.00

Page: 184

expstat.rpt
11/19/2020 5:08PM
Periods: 0 through 4

Expenditure Status Report

Page: 185

CITY OF HERMOSA BEACH
7/1/2020 through 10/31/2020

301 Capital Improvement Fund

8693 Community Theater Needs Assessment

<u>Account Number</u>	<u>Adjusted Appropriation</u>	<u>Expenditures</u>	<u>Year-to-date Expenditures</u>	<u>Year-to-date Encumbrances</u>	<u>Balance</u>	<u>Prct Used</u>
8693-4200 Contract Services						
8693-4201 Contract Serv/Private	3,320.00	2,966.70	2,966.70	354.00	-0.70	100.02
Total Community Theater Needs Assessment	3,320.00	2,966.70	2,966.70	354.00	-0.70	100.02

Page: 185

expstat.rpt
11/19/2020 5:08PM
Periods: 0 through 4

Expenditure Status Report

CITY OF HERMOSA BEACH
7/1/2020 through 10/31/2020

Page: 186

301 Capital Improvement Fund

8694 Parking Structure (Lot C) Assessment

<u>Account Number</u>	<u>Adjusted Appropriation</u>	<u>Expenditures</u>	<u>Year-to-date Expenditures</u>	<u>Year-to-date Encumbrances</u>	<u>Balance</u>	<u>Prct Used</u>
8694-4200 Contract Services						
8694-4201 Contract Serv/Private	40,000.00	0.00	0.00	0.00	40,000.00	0.00
Total Parking Structure (Lot C) Assessment	40,000.00	0.00	0.00	0.00	40,000.00	0.00

Page: 186

expstat.rpt
11/19/2020 5:08PM
Periods: 0 through 4

Expenditure Status Report

Page: 187

CITY OF HERMOSA BEACH
7/1/2020 through 10/31/2020

301 Capital Improvement Fund

8695 Parking Lot A Improvements

<u>Account Number</u>	<u>Adjusted Appropriation</u>	<u>Expenditures</u>	<u>Year-to-date Expenditures</u>	<u>Year-to-date Encumbrances</u>	<u>Balance</u>	<u>Prct Used</u>
8695-4200 Contract Services						
8695-4201 Contract Serv/Private	150,000.00	0.00	0.00	0.00	150,000.00	0.00
Total Parking Lot A Improvements	150,000.00	0.00	0.00	0.00	150,000.00	0.00

Page: 187

expstat.rpt
11/19/2020 5:08PM
Periods: 0 through 4

Expenditure Status Report

Page: 188

CITY OF HERMOSA BEACH
7/1/2020 through 10/31/2020

301 Capital Improvement Fund

8696 Police Station Basement Restroom Improve

<u>Account Number</u>	<u>Adjusted Appropriation</u>	<u>Expenditures</u>	<u>Year-to-date Expenditures</u>	<u>Year-to-date Encumbrances</u>	<u>Balance</u>	<u>Prct Used</u>
8696-4200 Contract Services						
8696-4201 Contract Serv/Private	33,000.00	4,500.00	4,500.00	0.00	28,500.00	13.64
Total Police Station Basement Restroom Improve	33,000.00	4,500.00	4,500.00	0.00	28,500.00	13.64

expstat.rpt
11/19/2020 5:08PM
Periods: 0 through 4

Expenditure Status Report

CITY OF HERMOSA BEACH
7/1/2020 through 10/31/2020

Page: 189

301 Capital Improvement Fund

8699 *** Title Not Found ***

<u>Account Number</u>	<u>Adjusted Appropriation</u>	<u>Expenditures</u>	<u>Year-to-date Expenditures</u>	<u>Year-to-date Encumbrances</u>	<u>Balance</u>	<u>Prct Used</u>
8699-4200 Contract Services						
Total *** Title Not Found ***	0.00	0.00	0.00	0.00	0.00	0.00

Page: 189

Expenditure Status Report
 CITY OF HERMOSA BEACH
 7/1/2020 through 10/31/2020

301 Capital Improvement Fund

8760 *** Title Not Found ***

<i>Account Number</i>	<i>Adjusted Appropriation</i>	<i>Expenditures</i>	<i>Year-to-date Expenditures</i>	<i>Year-to-date Encumbrances</i>	<i>Balance</i>	<i>Prct Used</i>
8760-4200 Contract Services						
8760-4201 Contract Serv/Private	51,068.00	0.00	0.00	0.00	51,068.00	0.00
Total *** Title Not Found ***	51,068.00	0.00	0.00	0.00	51,068.00	0.00
Total Capital Improvement Fund	5,679,650.00	26,067.25	26,067.25	231,069.20	5,422,513.55	4.53

expstat.rpt
11/19/2020 5:08PM
Periods: 0 through 4

Expenditure Status Report

Page: 191

CITY OF HERMOSA BEACH
7/1/2020 through 10/31/2020

705 Insurance Fund

1133 City Attorney Litigation

<u>Account Number</u>	<u>Adjusted Appropriation</u>	<u>Expenditures</u>	<u>Year-to-date Expenditures</u>	<u>Year-to-date Encumbrances</u>	<u>Balance</u>	<u>Prct Used</u>
1133-4200 Contract Services						
1133-4201 Contract Serv/Private	130,000.00	40,551.73	40,551.73	2,182.65	87,265.62	32.87
Total City Attorney Litigation	130,000.00	40,551.73	40,551.73	2,182.65	87,265.62	32.87

Page: 191

Expenditure Status Report
CITY OF HERMOSA BEACH
 7/1/2020 through 10/31/2020

705 Insurance Fund

1209 Liability Insurance

<i>Account Number</i>	<i>Adjusted Appropriation</i>	<i>Expenditures</i>	<i>Year-to-date Expenditures</i>	<i>Year-to-date Encumbrances</i>	<i>Balance</i>	<i>Prct Used</i>
1209-4100 Personal Services						
1209-4102 Regular Salaries	44,845.00	180,378.33	180,378.33	0.00	-135,533.33	402.23
1209-4111 Accrual Cash In	426.00	12.78	12.78	0.00	413.22	3.00
1209-4180 Retirement	13,965.00	5,125.83	5,125.83	0.00	8,839.17	36.70
1209-4188 Employee Benefits	8,511.00	2,833.53	2,833.53	0.00	5,677.47	33.29
1209-4189 Medicare Benefits	685.00	260.83	260.83	0.00	424.17	38.08
Total Personal Services	68,432.00	188,611.30	188,611.30	0.00	-120,179.30	275.62
1209-4200 Contract Services						
1209-4201 Contract Serv/Private	692,139.00	666,633.50	666,633.50	0.00	25,505.50	96.31
Total Contract Services	692,139.00	666,633.50	666,633.50	0.00	25,505.50	96.31
1209-4300 Materials/Supplies/Other						
1209-4324 Claims/Settlements	300,000.00	163,259.55	163,259.55	0.00	136,740.45	54.42
Total Materials/Supplies/Other	300,000.00	163,259.55	163,259.55	0.00	136,740.45	54.42
Total Liability Insurance	1,060,571.00	1,018,504.35	1,018,504.35	0.00	42,066.65	96.03

Expenditure Status Report
CITY OF HERMOSA BEACH
 7/1/2020 through 10/31/2020

705 Insurance Fund

1210 Auto/Property/Bonds

<i>Account Number</i>	<i>Adjusted Appropriation</i>	<i>Expenditures</i>	<i>Year-to-date Expenditures</i>	<i>Year-to-date Encumbrances</i>	<i>Balance</i>	<i>Prct Used</i>
1210-4200 Contract Services						
1210-4201 Contract Serv/Private	79,968.00	49,047.00	49,047.00	0.00	30,921.00	61.33
Total Contract Services	79,968.00	49,047.00	49,047.00	0.00	30,921.00	61.33
1210-4300 Materials/Supplies/Other						
1210-4324 Claims/Settlements	10,000.00	0.00	0.00	0.00	10,000.00	0.00
Total Materials/Supplies/Other	10,000.00	0.00	0.00	0.00	10,000.00	0.00
Total Auto/Property/Bonds	89,968.00	49,047.00	49,047.00	0.00	40,921.00	54.52

expstat.rpt
11/19/2020 5:08PM
Periods: 0 through 4

Expenditure Status Report

Page: 194

CITY OF HERMOSA BEACH
7/1/2020 through 10/31/2020

705 Insurance Fund

1215 Unemployment

<u>Account Number</u>	<u>Adjusted Appropriation</u>	<u>Expenditures</u>	<u>Year-to-date Expenditures</u>	<u>Year-to-date Encumbrances</u>	<u>Balance</u>	<u>Prct Used</u>
1215-4100 Personal Services						
1215-4186 Unemployment Claims	30,000.00	1,081.00	1,081.00	0.00	28,919.00	3.60
Total Unemployment	30,000.00	1,081.00	1,081.00	0.00	28,919.00	3.60

Expenditure Status Report
CITY OF HERMOSA BEACH
 7/1/2020 through 10/31/2020

705 Insurance Fund

1217 Workers' Compensation

Account Number	Adjusted Appropriation	Expenditures	Year-to-date Expenditures	Year-to-date Encumbrances	Balance	Prct Used
1217-4100 Personal Services						
1217-4102 Regular Salaries	44,845.00	17,101.62	17,101.62	0.00	27,743.38	38.13
1217-4111 Accrual Cash In	426.00	12.78	12.78	0.00	413.22	3.00
1217-4180 Retirement	13,965.00	5,125.89	5,125.89	0.00	8,839.11	36.71
1217-4188 Employee Benefits	8,511.00	2,833.47	2,833.47	0.00	5,677.53	33.29
1217-4189 Medicare Benefits	685.00	260.80	260.80	0.00	424.20	38.07
Total Personal Services	68,432.00	25,334.56	25,334.56	0.00	43,097.44	37.02
1217-4200 Contract Services						
1217-4201 Contract Serv/Private	389,158.00	286,051.00	286,051.00	0.00	103,107.00	73.51
Total Contract Services	389,158.00	286,051.00	286,051.00	0.00	103,107.00	73.51
1217-4300 Materials/Supplies/Other						
1217-4305 Office Oper Supplies	100.00	1.15	1.15	0.00	98.85	1.15
1217-4317 Conference/Training	1,000.00	0.00	0.00	0.00	1,000.00	0.00
1217-4324 Claims/Settlements	981,000.00	172,903.25	172,903.25	0.00	808,096.75	17.63
Total Materials/Supplies/Other	982,100.00	172,904.40	172,904.40	0.00	809,195.60	17.61
Total Workers' Compensation	1,439,690.00	484,289.96	484,289.96	0.00	955,400.04	33.64

Expenditure Status Report
 CITY OF HERMOSA BEACH
 7/1/2020 through 10/31/2020

705 Insurance Fund

1299 Interfund Transfers Out

<i>Account Number</i>	<i>Adjusted Appropriation</i>	<i>Expenditures</i>	<i>Year-to-date Expenditures</i>	<i>Year-to-date Encumbrances</i>	<i>Balance</i>	<i>Prct Used</i>
1299-4300 Materials/Supplies/Other						
Total Interfund Transfers Out	0.00	0.00	0.00	0.00	0.00	0.00
Total Insurance Fund	2,750,229.00	1,593,474.04	1,593,474.04	2,182.65	1,154,572.31	58.02

expstat.rpt
11/19/2020 5:08PM
Periods: 0 through 4

Expenditure Status Report

Page: 197

CITY OF HERMOSA BEACH
7/1/2020 through 10/31/2020

715 Equipment Replacement Fund

1121 City Clerk

<u>Account Number</u>	<u>Adjusted Appropriation</u>	<u>Expenditures</u>	<u>Year-to-date Expenditures</u>	<u>Year-to-date Encumbrances</u>	<u>Balance</u>	<u>Prct Used</u>
1121-5400 Equipment/Furniture						
1121-5401 Equip-Less Than \$1,000	624.00	0.00	0.00	0.00	624.00	0.00
Total City Clerk	624.00	0.00	0.00	0.00	624.00	0.00

expstat.rpt
11/19/2020 5:08PM
Periods: 0 through 4

Expenditure Status Report

Page: 198

CITY OF HERMOSA BEACH
7/1/2020 through 10/31/2020

715 Equipment Replacement Fund

1141 City Treasurer

<u>Account Number</u>	<u>Adjusted Appropriation</u>	<u>Expenditures</u>	<u>Year-to-date Expenditures</u>	<u>Year-to-date Encumbrances</u>	<u>Balance</u>	<u>Prct Used</u>
1141-5400 Equipment/Furniture						
1141-5401 Equip-Less Than \$1,000	1,630.00	0.00	0.00	0.00	1,630.00	0.00
Total City Treasurer	1,630.00	0.00	0.00	0.00	1,630.00	0.00

Page: 198

Expenditure Status Report

CITY OF HERMOSA BEACH
 7/1/2020 through 10/31/2020

715 Equipment Replacement Fund

1201 City Manager

<i>Account Number</i>	<i>Adjusted Appropriation</i>	<i>Expenditures</i>	<i>Year-to-date Expenditures</i>	<i>Year-to-date Encumbrances</i>	<i>Balance</i>	<i>Prct Used</i>
1201-4200 Contract Services						
1201-4201 Contract Serv/Private	11,634.00	22,014.59	22,014.59	10,124.92	-20,505.51	276.26
Total Contract Services	11,634.00	22,014.59	22,014.59	10,124.92	-20,505.51	276.26
1201-5400 Equipment/Furniture						
1201-5401 Equip-Less Than \$1,000	678.00	0.00	0.00	0.00	678.00	0.00
Total Equipment/Furniture	678.00	0.00	0.00	0.00	678.00	0.00
Total City Manager	12,312.00	22,014.59	22,014.59	10,124.92	-19,827.51	261.04

expstat.rpt
11/19/2020 5:08PM
Periods: 0 through 4

Expenditure Status Report

Page: 200

CITY OF HERMOSA BEACH
7/1/2020 through 10/31/2020

715 Equipment Replacement Fund

1202 Finance Administration

<u>Account Number</u>	<u>Adjusted Appropriation</u>	<u>Expenditures</u>	<u>Year-to-date Expenditures</u>	<u>Year-to-date Encumbrances</u>	<u>Balance</u>	<u>Prct Used</u>
1202-5400 Equipment/Furniture						
1202-5401 Equip-Less Than \$1,000	815.00	0.00	0.00	0.00	815.00	0.00
1202-5402 Equip-More Than \$1,000	0.00	2,637.48	2,637.48	0.00	-2,637.48	0.00
Total Finance Administration	815.00	2,637.48	2,637.48	0.00	-1,822.48	323.62

expstat.rpt
11/19/2020 5:08PM
Periods: 0 through 4

Expenditure Status Report

CITY OF HERMOSA BEACH
7/1/2020 through 10/31/2020

Page: 201

715 Equipment Replacement Fund

1203 Human Resources

<u>Account Number</u>	<u>Adjusted Appropriation</u>	<u>Expenditures</u>	<u>Year-to-date Expenditures</u>	<u>Year-to-date Encumbrances</u>	<u>Balance</u>	<u>Prct Used</u>
1203-5400 Equipment/Furniture						
1203-5401 Equip-Less Than \$1,000	263.00	0.00	0.00	0.00	263.00	0.00
Total Human Resources	263.00	0.00	0.00	0.00	263.00	0.00

Page: 201

expstat.rpt
11/19/2020 5:08PM
Periods: 0 through 4

Expenditure Status Report

Page: 202

CITY OF HERMOSA BEACH
7/1/2020 through 10/31/2020

715 Equipment Replacement Fund

1204 Finance Cashier

<u>Account Number</u>	<u>Adjusted Appropriation</u>	<u>Expenditures</u>	<u>Year-to-date Expenditures</u>	<u>Year-to-date Encumbrances</u>	<u>Balance</u>	<u>Prct Used</u>
1204-4200 Contract Services						
Total Contract Services	0.00	0.00	0.00	0.00	0.00	0.00
1204-5400 Equipment/Furniture						
1204-5401 Equip-Less Than \$1,000	2,419.00	0.00	0.00	0.00	2,419.00	0.00
1204-5402 Equip-More Than \$1,000	1,347.00	0.00	0.00	0.00	1,347.00	0.00
Total Finance Cashier	3,766.00	0.00	0.00	0.00	3,766.00	0.00

Expenditure Status Report
CITY OF HERMOSA BEACH
 7/1/2020 through 10/31/2020

715 Equipment Replacement Fund

1206 Information Technology

Account Number	Adjusted Appropriation	Expenditures	Year-to-date Expenditures	Year-to-date Encumbrances	Balance	Prct Used
1206-4200 Contract Services						
1206-4201 Contract Serv/Private	673,124.00	214,437.88	214,437.88	213,779.89	244,906.23	63.62
Total Contract Services	673,124.00	214,437.88	214,437.88	213,779.89	244,906.23	63.62
1206-4300 Materials/Supplies/Other						
1206-4304 Telephone	36,750.00	10,714.79	10,714.79	0.00	26,035.21	29.16
1206-4305 Office Oper Supplies	15,000.00	3,152.87	3,152.87	0.00	11,847.13	21.02
1206-4396 Insurance User Charges	89.00	28.00	28.00	0.00	61.00	31.46
Total Materials/Supplies/Other	51,839.00	13,895.66	13,895.66	0.00	37,943.34	26.81
1206-4900 Depreciation						
1206-4901 Depreciation/Mach/Equipment	42,556.00	0.00	0.00	0.00	42,556.00	0.00
Total Depreciation	42,556.00	0.00	0.00	0.00	42,556.00	0.00
1206-5400 Equipment/Furniture						
1206-5401 Equip-Less Than \$1,000	26,920.00	7,150.26	7,150.26	166.42	19,603.32	27.18
1206-5402 Equip-More Than \$1,000	93,485.00	0.00	0.00	0.00	93,485.00	0.00
1206-5405 Equipment more than \$5,000	89,893.00	0.00	0.00	40,242.16	49,650.84	44.77
Total Equipment/Furniture	210,298.00	7,150.26	7,150.26	40,408.58	162,739.16	22.61
Total Information Technology	977,817.00	235,483.80	235,483.80	254,188.47	488,144.73	50.08

Expenditure Status Report
CITY OF HERMOSA BEACH
 7/1/2020 through 10/31/2020

715 Equipment Replacement Fund

1208 General Appropriations

<i>Account Number</i>	<i>Adjusted Appropriation</i>	<i>Expenditures</i>	<i>Year-to-date Expenditures</i>	<i>Year-to-date Encumbrances</i>	<i>Balance</i>	<i>Prct Used</i>
1208-4200 Contract Services						
1208-4201 Contract Serv/Private	12,000.00	728.95	728.95	2,947.81	8,323.24	30.64
Total Contract Services	12,000.00	728.95	728.95	2,947.81	8,323.24	30.64
1208-4900 Depreciation						
1208-4901 Depreciation/Mach/Equipment	6,956.00	0.00	0.00	0.00	6,956.00	0.00
Total Depreciation	6,956.00	0.00	0.00	0.00	6,956.00	0.00
1208-5400 Equipment/Furniture						
1208-5401 Equip-Less Than \$1,000	590.00	0.00	0.00	0.00	590.00	0.00
Total Equipment/Furniture	590.00	0.00	0.00	0.00	590.00	0.00
Total General Appropriations	19,546.00	728.95	728.95	2,947.81	15,869.24	18.81

expstat.rpt
 11/19/2020 5:08PM
 Periods: 0 through 4

Expenditure Status Report
CITY OF HERMOSA BEACH
 7/1/2020 through 10/31/2020

Page: 205

715 Equipment Replacement Fund

2101 Police

Account Number	Adjusted Appropriation	Expenditures	Year-to-date Expenditures	Year-to-date Encumbrances	Balance	Prct Used
2101-4200 Contract Services						
2101-4201 Contract Serv/Private	36,136.00	27,169.69	27,169.69	7,977.87	988.44	97.26
Total Contract Services	36,136.00	27,169.69	27,169.69	7,977.87	988.44	97.26
2101-4300 Materials/Supplies/Other						
2101-4310 Motor Fuels And Lubes	80,000.00	3.74	3.74	596.26	79,400.00	0.75
2101-4311 Auto Maintenance	45,000.00	6,465.84	6,465.84	1,373.54	37,160.62	17.42
Total Materials/Supplies/Other	125,000.00	6,469.58	6,469.58	1,969.80	116,560.62	6.75
2101-4900 Depreciation						
2101-4901 Depreciation/Mach/Equipment	55,725.00	0.00	0.00	0.00	55,725.00	0.00
2101-4902 Depreciation/Vehicles	195,858.00	0.00	0.00	0.00	195,858.00	0.00
Total Depreciation	251,583.00	0.00	0.00	0.00	251,583.00	0.00
2101-5400 Equipment/Furniture						
2101-5401 Equip-Less Than \$1,000	25,205.00	0.00	0.00	0.00	25,205.00	0.00
2101-5402 Equip-More Than \$1,000	20,013.00	0.00	0.00	0.00	20,013.00	0.00
2101-5403 Vehicles	218,801.00	180,644.02	180,644.02	35,161.10	2,995.88	98.63
2101-5405 Equipment more than \$5,000	290,236.00	0.00	0.00	2,760.00	287,476.00	0.95
Total Equipment/Furniture	554,255.00	180,644.02	180,644.02	37,921.10	335,689.88	39.43
2101-5600 Buildings/Improvements						
Total Buildings/Improvements	0.00	0.00	0.00	0.00	0.00	0.00
Total Police	966,974.00	214,283.29	214,283.29	47,868.77	704,821.94	27.11

Page: 205

expstat.rpt
11/19/2020 5:08PM
Periods: 0 through 4

Expenditure Status Report

Page: 206

CITY OF HERMOSA BEACH
7/1/2020 through 10/31/2020

715 Equipment Replacement Fund

2201 Fire

<u>Account Number</u>	<u>Adjusted Appropriation</u>	<u>Expenditures</u>	<u>Year-to-date Expenditures</u>	<u>Year-to-date Encumbrances</u>	<u>Balance</u>	<u>Prct Used</u>
2201-4300 Materials/Supplies/Other						
2201-4310 Motor Fuels And Lubes	0.00	789.48	789.48	0.00	-789.48	0.00
Total Fire	0.00	789.48	789.48	0.00	-789.48	0.00

Expenditure Status Report
CITY OF HERMOSA BEACH
 7/1/2020 through 10/31/2020

715 Equipment Replacement Fund

2601 Lighting/Landscaping/Medians

Account Number	Adjusted Appropriation	Expenditures	Year-to-date Expenditures	Year-to-date Encumbrances	Balance	Prct Used
2601-4200 Contract Services						
2601-4201 Contract Serv/Private	7,200.00	0.00	0.00	0.00	7,200.00	0.00
Total Contract Services	7,200.00	0.00	0.00	0.00	7,200.00	0.00
2601-4300 Materials/Supplies/Other						
2601-4310 Motor Fuels And Lubes	3,723.00	0.00	0.00	0.00	3,723.00	0.00
2601-4311 Auto Maintenance	1,300.00	0.00	0.00	0.00	1,300.00	0.00
Total Materials/Supplies/Other	5,023.00	0.00	0.00	0.00	5,023.00	0.00
2601-4900 Depreciation						
2601-4901 Depreciation/Mach/Equipment	7,942.00	0.00	0.00	0.00	7,942.00	0.00
2601-4902 Depreciation/Vehicles	11,036.00	0.00	0.00	0.00	11,036.00	0.00
Total Depreciation	18,978.00	0.00	0.00	0.00	18,978.00	0.00
2601-5400 Equipment/Furniture						
Total Equipment/Furniture	0.00	0.00	0.00	0.00	0.00	0.00
Total Lighting/Landscaping/Medians	31,201.00	0.00	0.00	0.00	31,201.00	0.00

Expenditure Status Report
CITY OF HERMOSA BEACH
 7/1/2020 through 10/31/2020

715 Equipment Replacement Fund

3102 Sewers/Storm Drains

Account Number	Adjusted Appropriation	Expenditures	Year-to-date Expenditures	Year-to-date Encumbrances	Balance	Prct Used
3102-4200 Contract Services						
Total Contract Services	0.00	0.00	0.00	0.00	0.00	0.00
3102-4300 Materials/Supplies/Other						
3102-4309 Maintenance Materials	1,000.00	0.00	0.00	0.00	1,000.00	0.00
3102-4310 Motor Fuels And Lubes	4,500.00	0.00	0.00	0.00	4,500.00	0.00
3102-4311 Auto Maintenance	1,500.00	253.48	253.48	0.00	1,246.52	16.90
Total Materials/Supplies/Other	7,000.00	253.48	253.48	0.00	6,746.52	3.62
3102-4900 Depreciation						
3102-4901 Depreciation/Mach/Equipment	14,052.00	0.00	0.00	0.00	14,052.00	0.00
3102-4902 Depreciation/Vehicles	6,391.00	0.00	0.00	0.00	6,391.00	0.00
Total Depreciation	20,443.00	0.00	0.00	0.00	20,443.00	0.00
3102-5400 Equipment/Furniture						
Total Equipment/Furniture	0.00	0.00	0.00	0.00	0.00	0.00
Total Sewers/Storm Drains	27,443.00	253.48	253.48	0.00	27,189.52	0.92

Expenditure Status Report
 CITY OF HERMOSA BEACH
 7/1/2020 through 10/31/2020

715 Equipment Replacement Fund

3104 Street Maint/Traffic Safety

Account Number	Adjusted Appropriation	Expenditures	Year-to-date Expenditures	Year-to-date Encumbrances	Balance	Prct Used
3104-4300 Materials/Supplies/Other						
3104-4310 Motor Fuels And Lubes	7,520.00	143.73	143.73	0.00	7,376.27	1.91
3104-4311 Auto Maintenance	5,977.00	674.95	674.95	1,681.52	3,620.53	39.43
Total Materials/Supplies/Other	13,497.00	818.68	818.68	1,681.52	10,996.80	18.52
3104-4900 Depreciation						
Total Depreciation	0.00	0.00	0.00	0.00	0.00	0.00
3104-5400 Equipment/Furniture						
Total Equipment/Furniture	0.00	0.00	0.00	0.00	0.00	0.00
Total Street Maint/Traffic Safety	13,497.00	818.68	818.68	1,681.52	10,996.80	18.52

Expenditure Status Report

CITY OF HERMOSA BEACH
7/1/2020 through 10/31/2020

715 Equipment Replacement Fund

3109 Storm Drains

<u>Account Number</u>	<u>Adjusted Appropriation</u>	<u>Expenditures</u>	<u>Year-to-date Expenditures</u>	<u>Year-to-date Encumbrances</u>	<u>Balance</u>	<u>Prct Used</u>
3109-4200 Contract Services						
3109-4201 Contract Serv/Private	7,000.00	0.00	0.00	0.00	7,000.00	0.00
Total Contract Services	7,000.00	0.00	0.00	0.00	7,000.00	0.00
3109-4300 Materials/Supplies/Other						
3109-4309 Maintenance Materials	600.00	0.00	0.00	0.00	600.00	0.00
3109-4310 Motor Fuels And Lubes	6,000.00	0.00	0.00	0.00	6,000.00	0.00
3109-4311 Auto Maintenance	1,430.00	0.00	0.00	0.00	1,430.00	0.00
Total Materials/Supplies/Other	8,030.00	0.00	0.00	0.00	8,030.00	0.00
3109-4900 Depreciation						
Total Depreciation	0.00	0.00	0.00	0.00	0.00	0.00
3109-5400 Equipment/Furniture						
Total Equipment/Furniture	0.00	0.00	0.00	0.00	0.00	0.00
Total Storm Drains	15,030.00	0.00	0.00	0.00	15,030.00	0.00

Expenditure Status Report
CITY OF HERMOSA BEACH
 7/1/2020 through 10/31/2020

715 Equipment Replacement Fund

3302 Community Services

Account Number	Adjusted Appropriation	Expenditures	Year-to-date Expenditures	Year-to-date Encumbrances	Balance	Prct Used
3302-4200 Contract Services						
Total Contract Services	0.00	0.00	0.00	0.00	0.00	0.00
3302-4300 Materials/Supplies/Other						
3302-4310 Motor Fuels And Lubes	20,000.00	0.00	0.00	0.00	20,000.00	0.00
3302-4311 Auto Maintenance	8,000.00	1,956.07	1,956.07	19.20	6,024.73	24.69
Total Materials/Supplies/Other	28,000.00	1,956.07	1,956.07	19.20	26,024.73	7.05
3302-4900 Depreciation						
3302-4901 Depreciation/Mach/Equipment	18,124.00	0.00	0.00	0.00	18,124.00	0.00
3302-4902 Depreciation/Vehicles	25,175.00	0.00	0.00	0.00	25,175.00	0.00
Total Depreciation	43,299.00	0.00	0.00	0.00	43,299.00	0.00
3302-5400 Equipment/Furniture						
3302-5401 Equip-Less Than \$1,000	207,155.00	29,376.54	29,376.54	88,034.60	89,743.86	56.68
3302-5402 Equip-More Than \$1,000	6,985.00	0.00	0.00	0.00	6,985.00	0.00
3302-5403 Vehicles	32,500.00	0.00	0.00	29,766.05	2,733.95	91.59
Total Equipment/Furniture	246,640.00	29,376.54	29,376.54	117,800.65	99,462.81	59.67
Total Community Services	317,939.00	31,332.61	31,332.61	117,819.85	168,786.54	46.91

expstat.rpt
11/19/2020 5:08PM
Periods: 0 through 4

Expenditure Status Report

Page: 212

CITY OF HERMOSA BEACH
7/1/2020 through 10/31/2020

715 Equipment Replacement Fund

4101 Community Dev/Planning

<u>Account Number</u>	<u>Adjusted Appropriation</u>	<u>Expenditures</u>	<u>Year-to-date Expenditures</u>	<u>Year-to-date Encumbrances</u>	<u>Balance</u>	<u>Prct Used</u>
4101-5400 Equipment/Furniture						
4101-5401 Equip-Less Than \$1,000	2,735.00	0.00	0.00	0.00	2,735.00	0.00
4101-5402 Equip-More Than \$1,000	2,694.00	0.00	0.00	0.00	2,694.00	0.00
Total Community Dev/Planning	5,429.00	0.00	0.00	0.00	5,429.00	0.00

Expenditure Status Report
CITY OF HERMOSA BEACH
 7/1/2020 through 10/31/2020

715 Equipment Replacement Fund

4201 Community Dev/Building

Account Number	Adjusted Appropriation	Expenditures	Year-to-date Expenditures	Year-to-date Encumbrances	Balance	Prct Used
4201-4200 Contract Services						
4201-4201 Contract Serv/Private	101,667.00	20,335.99	20,335.99	95,212.27	-13,881.26	113.65
Total Contract Services	101,667.00	20,335.99	20,335.99	95,212.27	-13,881.26	113.65
4201-4300 Materials/Supplies/Other						
4201-4310 Motor Fuels And Lubes	1,320.00	0.00	0.00	0.00	1,320.00	0.00
4201-4311 Auto Maintenance	1,670.00	43.96	43.96	0.00	1,626.04	2.63
Total Materials/Supplies/Other	2,990.00	43.96	43.96	0.00	2,946.04	1.47
4201-4900 Depreciation						
4201-4902 Depreciation/Vehicles	3,321.00	0.00	0.00	0.00	3,321.00	0.00
Total Depreciation	3,321.00	0.00	0.00	0.00	3,321.00	0.00
4201-5400 Equipment/Furniture						
4201-5401 Equip-Less Than \$1,000	3,633.00	0.00	0.00	2,640.46	992.54	72.68
4201-5402 Equip-More Than \$1,000	1,409.00	0.00	0.00	0.00	1,409.00	0.00
Total Equipment/Furniture	5,042.00	0.00	0.00	2,640.46	2,401.54	52.37
Total Community Dev/Building	113,020.00	20,379.95	20,379.95	97,852.73	-5,212.68	104.61

Expenditure Status Report
CITY OF HERMOSA BEACH
 7/1/2020 through 10/31/2020

715 Equipment Replacement Fund

4202 Public Works Administration

Account Number	Adjusted Appropriation	Expenditures	Year-to-date Expenditures	Year-to-date Encumbrances	Balance	Prct Used
4202-4200 Contract Services						
4202-4201 Contract Serv/Private	29,964.00	6,872.00	6,872.00	21,561.60	1,530.40	94.89
Total Contract Services	29,964.00	6,872.00	6,872.00	21,561.60	1,530.40	94.89
4202-4300 Materials/Supplies/Other						
4202-4310 Motor Fuels And Lubes	1,877.00	0.00	0.00	0.00	1,877.00	0.00
4202-4311 Auto Maintenance	2,200.00	33.69	33.69	0.00	2,166.31	1.53
Total Materials/Supplies/Other	4,077.00	33.69	33.69	0.00	4,043.31	0.83
4202-4900 Depreciation						
4202-4901 Depreciation/Mach/Equipment	5,560.00	0.00	0.00	0.00	5,560.00	0.00
4202-4902 Depreciation/Vehicles	3,344.00	0.00	0.00	0.00	3,344.00	0.00
Total Depreciation	8,904.00	0.00	0.00	0.00	8,904.00	0.00
4202-5400 Equipment/Furniture						
4202-5401 Equip-Less Than \$1,000	1,216.00	0.00	0.00	0.00	1,216.00	0.00
4202-5402 Equip-More Than \$1,000	3,551.00	0.00	0.00	0.00	3,551.00	0.00
Total Equipment/Furniture	4,767.00	0.00	0.00	0.00	4,767.00	0.00
Total Public Works Administration	47,712.00	6,905.69	6,905.69	21,561.60	19,244.71	59.66

Expenditure Status Report
CITY OF HERMOSA BEACH
 7/1/2020 through 10/31/2020

715 Equipment Replacement Fund

4204 Building Maintenance

Account Number	Adjusted Appropriation	Expenditures	Year-to-date Expenditures	Year-to-date Encumbrances	Balance	Prct Used
4204-4200 Contract Services						
4204-4201 Contract Serv/Private	89,422.00	8,448.76	8,448.76	1,673.15	79,300.09	11.32
Total Contract Services	89,422.00	8,448.76	8,448.76	1,673.15	79,300.09	11.32
4204-4300 Materials/Supplies/Other						
4204-4310 Motor Fuels And Lubes	2,190.00	143.74	143.74	0.00	2,046.26	6.56
4204-4311 Auto Maintenance	1,000.00	0.00	0.00	0.00	1,000.00	0.00
Total Materials/Supplies/Other	3,190.00	143.74	143.74	0.00	3,046.26	4.51
4204-4900 Depreciation						
4204-4901 Depreciation/Mach/Equipment	2,063.00	0.00	0.00	0.00	2,063.00	0.00
4204-4902 Depreciation/Vehicles	12,935.00	0.00	0.00	0.00	12,935.00	0.00
Total Depreciation	14,998.00	0.00	0.00	0.00	14,998.00	0.00
4204-5400 Equipment/Furniture						
4204-5402 Equip-More Than \$1,000	1,336.00	0.00	0.00	0.00	1,336.00	0.00
Total Equipment/Furniture	1,336.00	0.00	0.00	0.00	1,336.00	0.00
4204-5600 Buildings/Improvements						
Total Buildings/Improvements	0.00	0.00	0.00	0.00	0.00	0.00
Total Building Maintenance	108,946.00	8,592.50	8,592.50	1,673.15	98,680.35	9.42

Expenditure Status Report
CITY OF HERMOSA BEACH
 7/1/2020 through 10/31/2020

715 Equipment Replacement Fund

4206 Equipment Service

Account Number	Adjusted Appropriation	Expenditures	Year-to-date Expenditures	Year-to-date Encumbrances	Balance	Prct Used
4206-4100 Personal Services						
4206-4102 Regular Salaries	172,584.00	55,234.22	55,234.22	0.00	117,349.78	32.00
4206-4106 Regular Overtime	6,000.00	998.25	998.25	0.00	5,001.75	16.64
4206-4111 Accrual Cash In	5,121.00	0.00	0.00	0.00	5,121.00	0.00
4206-4180 Retirement	51,513.00	17,034.80	17,034.80	0.00	34,478.20	33.07
4206-4188 Employee Benefits	50,883.00	16,099.25	16,099.25	0.00	34,783.75	31.64
4206-4189 Medicare Benefits	2,509.00	817.87	817.87	0.00	1,691.13	32.60
4206-4190 Other Post Employment Benefits (OPEB)	6,431.00	2,144.00	2,144.00	4,288.00	-1.00	100.02
Total Personal Services	295,041.00	92,328.39	92,328.39	4,288.00	198,424.61	32.75
4206-4200 Contract Services						
4206-4201 Contract Serv/Private	6,259.00	2,592.50	2,592.50	0.00	3,666.50	41.42
4206-4251 Contract Services/Govt	250.00	0.00	0.00	0.00	250.00	0.00
Total Contract Services	6,509.00	2,592.50	2,592.50	0.00	3,916.50	39.83
4206-4300 Materials/Supplies/Other						
4206-4309 Maintenance Materials	3,700.00	618.12	618.12	0.00	3,081.88	16.71
4206-4310 Motor Fuels And Lubes	3,000.00	0.00	0.00	0.00	3,000.00	0.00
4206-4311 Auto Maintenance	1,300.00	0.00	0.00	0.00	1,300.00	0.00
4206-4396 Insurance User Charges	73,643.00	24,548.00	24,548.00	0.00	49,095.00	33.33
Total Materials/Supplies/Other	81,643.00	25,166.12	25,166.12	0.00	56,476.88	30.82
4206-4900 Depreciation						
4206-4901 Depreciation/Mach/Equipment	425.00	0.00	0.00	0.00	425.00	0.00
Total Depreciation	425.00	0.00	0.00	0.00	425.00	0.00
4206-5400 Equipment/Furniture						
Total Equipment/Furniture	0.00	0.00	0.00	0.00	0.00	0.00
Total Equipment Service	383,618.00	120,087.01	120,087.01	4,288.00	259,242.99	32.42

Expenditure Status Report
CITY OF HERMOSA BEACH
 7/1/2020 through 10/31/2020

715 Equipment Replacement Fund

4601 Community Resources

<i>Account Number</i>	<i>Adjusted Appropriation</i>	<i>Expenditures</i>	<i>Year-to-date Expenditures</i>	<i>Year-to-date Encumbrances</i>	<i>Balance</i>	<i>Prct Used</i>
4601-4200 Contract Services						
Total Contract Services	0.00	0.00	0.00	0.00	0.00	0.00
4601-4300 Materials/Supplies/Other						
4601-4310 Motor Fuels And Lubes	800.00	0.00	0.00	0.00	800.00	0.00
4601-4311 Auto Maintenance	168.00	0.00	0.00	0.00	168.00	0.00
Total Materials/Supplies/Other	968.00	0.00	0.00	0.00	968.00	0.00
4601-4900 Depreciation						
4601-4901 Depreciation/Mach/Equipment	9,159.00	0.00	0.00	0.00	9,159.00	0.00
Total Depreciation	9,159.00	0.00	0.00	0.00	9,159.00	0.00
4601-5400 Equipment/Furniture						
4601-5402 Equip-More Than \$1,000	1,329.00	0.00	0.00	0.00	1,329.00	0.00
Total Equipment/Furniture	1,329.00	0.00	0.00	0.00	1,329.00	0.00
Total Community Resources	11,456.00	0.00	0.00	0.00	11,456.00	0.00

Expenditure Status Report
CITY OF HERMOSA BEACH
 7/1/2020 through 10/31/2020

715 Equipment Replacement Fund

6101 Parks

Account Number	Adjusted Appropriation	Expenditures	Year-to-date Expenditures	Year-to-date Encumbrances	Balance	Prct Used
6101-4300 Materials/Supplies/Other						
6101-4310 Motor Fuels And Lubes	4,990.00	143.75	143.75	0.00	4,846.25	2.88
6101-4311 Auto Maintenance	2,500.00	60.01	60.01	0.00	2,439.99	2.40
Total Materials/Supplies/Other	7,490.00	203.76	203.76	0.00	7,286.24	2.72
6101-4900 Depreciation						
6101-4902 Depreciation/Vehicles	11,841.00	0.00	0.00	0.00	11,841.00	0.00
Total Depreciation	11,841.00	0.00	0.00	0.00	11,841.00	0.00
6101-5400 Equipment/Furniture						
6101-5405 Equipment more than \$5,000	12,732.00	12,731.78	12,731.78	0.00	0.22	100.00
Total Equipment/Furniture	12,732.00	12,731.78	12,731.78	0.00	0.22	100.00
Total Parks	32,063.00	12,935.54	12,935.54	0.00	19,127.46	40.34

Expenditure Status Report

CITY OF HERMOSA BEACH
 7/1/2020 through 10/31/2020

715 Equipment Replacement Fund

8672 Council Chambers Improvements

<i>Account Number</i>	<i>Adjusted Appropriation</i>	<i>Expenditures</i>	<i>Year-to-date Expenditures</i>	<i>Year-to-date Encumbrances</i>	<i>Balance</i>	<i>Prct Used</i>
8672-4200 Contract Services						
8672-4201 Contract Serv/Private	151,010.00	169,829.02	169,829.02	0.00	-18,819.02	112.46
Total Council Chambers Improvements	151,010.00	169,829.02	169,829.02	0.00	-18,819.02	112.46
Total Equipment Replacement Fund	3,242,111.00	847,072.07	847,072.07	560,006.82	1,835,032.11	43.40
Grand Total	71,762,430.00	19,348,494.78	19,348,494.78	8,203,909.47	44,210,025.75	38.39

2020 - 21
COVID-19 Revenue Tracking Report- October 2020

	2020-21					Current YTD to Current Budget		19-20 YTD to Budget	18-19 YTD to Budget
	2020-21 COVID-19 Adopted Budget	Current Month	This Month Prior Year	Current YTD	Prior Year YTD	Balance	% Received	% Received	% Received
001 General Fund									
Total Taxes	28,244,926	797,840	969,231	2,651,326	3,148,756	25,593,600	9.4%	10.5%	11.7%
Total Licenses And Permits	905,881	50,146	78,718	227,157	327,947	678,724	25.1%	27.0%	32.2%
Total Fines & Forfeitures	1,033,230	134,880	109,178	966,154	877,219	67,076	93.5%	41.1%	39.9%
Total Use Of Money & Property	802,659	37,436	114,330	146,277	356,563	656,382	18.2%	31.6%	30.0%
Total Intergovernmental/State	143,510	74	425	7,991	10,662	135,519	5.6%	7.2%	6.7%
Total Current Service Charges	4,674,001	461,114	692,287	2,045,771	2,539,840	2,628,230	43.8%	34.4%	34.7%
Total Other Revenue	3,462,879	288,041	45,471	1,146,867	162,704	2,316,012	33.1%	30.9%	31.0%
Total General Fund	39,267,086	1,769,532	2,009,641	7,191,543	7,423,690	32,075,543	18.3%	17.5%	18.4%

COVID-19 Revenue Tracking Report- October 2020

2020-21 Revenue

Revenue Accounts with COVID-19 Impacts

		2020-21					Current YTD to Current Budget		19-20 YTD to Budget	18-19 YTD to Budget
		COVID-19 2020-21 Adopted Budget	Current Month	This Month Prior Year	Current YTD	Prior Year YTD	Balance	% Received	% Received	% Received
001 General Fund										
3100	Taxes									
3101	Current Year Secured	15,939,215	0	0	0	0	15,939,215	0.0%	0.0%	0.0%
3102	Current Year Unsecured	572,826	0	0	434,258	423,526	138,568	75.8%	75.1%	73.7%
3103	Prior Year Collections	0	0	0	13,852	(2,859)	(13,852)	N/A	0.0%	0.0%
3106	Supplemental Roll SB813	332,773	0	0	79,795	69,227	252,978	24.0%	18.2%	15.0%
3107	Transfer Tax	252,800	28,681	23,627	118,116	86,752	134,684	46.7%	30.2%	18.5%
3108	Sales Tax	2,750,820	261,766	334,640	488,133	599,652	2,262,687	17.7%	18.9%	27.3%
3109	1/2 Cent Sales Tx (Prop 172, PSAF)	226,706	18,835	19,154	38,352	38,108	188,354	16.9%	15.6%	14.9%
3110	Time Warner Cable TV Franchise	180,000	0	0	0	0	180,000	0.0%	0.0%	0.0%
3111	Electric Franchise	77,790	0	0	0	0	77,790	0.0%	0.0%	0.0%
3112	Gas Franchise	40,597	0	0	0	0	40,597	0.0%	0.0%	0.0%
3113	Refuse Franchise	254,418	17,495	15,291	70,344	63,883	184,074	27.6%	25.9%	26.3%
* 3114	Transient Occupancy Tax	1,440,460	234,220	261,498	635,553	1,007,942	804,907	44.1%	30.6%	31.5%
3115	Business License	732,024	54,236	125,494	238,914	299,850	493,110	32.6%	27.3%	25.4%
3120	Utility User Tax	2,147,057	182,607	189,526	534,010	562,675	1,613,047	24.9%	25.0%	26.5%
3122	Property tax In-lieu of Veh Lic Fees	3,126,440	0	0	0	0	3,126,440	0.0%	0.0%	0.0%
3123	Frontier Cable Franchise Fee	171,000	0	0	0	0	171,000	0.0%	0.0%	0.0%
Total Taxes		28,244,926	797,840	969,231	2,651,326	3,148,756	25,593,600	9.4%	10.5%	11.7%
3200	Licenses And Permits									
3202	Dog Licenses	18,000	11,444	7,361	16,855	11,600	1,146	93.6%	92.1%	65.8%
3204	Building Permits	688,000	30,461	52,385	153,032	226,237	534,968	22.2%	24.1%	30.5%
3205	Electric Permits	67,200	3,428	7,541	20,489	30,571	46,711	30.5%	31.7%	32.8%
3206	Plumbing Permits	58,800	2,403	3,199	16,748	28,837	42,052	28.5%	36.8%	49.9%
3207	Occupancy Permits	16,000	750	1,606	4,941	3,796	11,059	30.9%	27.1%	58.6%
3208	Grease Trap Permits	2,380	222	34	1,229	678	1,151	51.6%	28.5%	61.9%
3209	Garage Sales	70	0	14	56	56	14	80.0%	28.0%	0.0%
3211	Banner Permits	980	0	54	56	432	924	5.7%	25.0%	4.2%
3213	Animal Redemption Fee	400	0	51	0	102	400	0.0%	25.5%	0.0%
3214	Amplified Sound Permit	2,868	0	1,558	(204)	2,727	3,072	(7.1%)	26.5%	26.5%
3215	Temporary Sign Permit	440	0	85	0	425	440	0.0%	20.0%	87.0%
3217	Open Fire Permit	0	0	66	0	154	0	N/A	15.4%	0.0%
3219	Newsrack Permits	162	84	0	84	0	78	51.9%	0.0%	0.0%
3225	Taxicab Franchise Fees	0	0	0	0	0	0	N/A	0.0%	1.4%
3226	Admin Permit - Limited Outdoor Seating	0	0	0	513	0	(513)	N/A	0.0%	50.0%
3227	Mechanical Permits	46,200	1,354	4,121	12,268	20,384	33,932	26.6%	45.5%	37.4%
3228	Concealed Weapons Permit	100	0	0	0	0	100	0.0%	0.0%	0.0%
3230	Temporary Minor Special Event Permit	2,565	0	498	0	498	2,565	0.0%	10.0%	80.0%
3236	Drone Permit Fee	1,450	0	145	1,090	1,450	360	75.2%	43.9%	20.2%
3239	A-Frame sign Permit	266	0	0	0	0	266	0.0%	0.0%	79.0%
Total Licenses And Permits		905,881	50,146	78,718	227,157	327,947	678,724	25.1%	27.0%	32.2%

*Transient Occupancy Tax YTD Oct Occupancy Rates: 20-21: 53.9% 19-20: 85.6% 18-19: 86.7% (October rates available December 1)

COVID-19 Revenue Tracking Report- October 2020

2020-21 Revenue

Revenue Accounts with COVID-19 Impacts

2020-21						Current YTD to Current Budget		19-20 YTD to Budget	18-19 YTD to Budget	
		COVID-19 2020-21 Adopted Budget	Current Month	This Month Prior Year	Current YTD	Prior Year YTD	Balance	% Received	% Received	% Received
001 General Fund (continued)										
3300	Fines & Forfeitures									
3301	Municipal Court Fines	0	1,296	6,706	13,149	20,463	(13,149)	N/A	21.1%	28.3%
3302	Court Fines /Parking	1,004,230	123,734	103,622	914,005	850,706	90,225	91.0%	42.9%	40.6%
3305	Administrative Fines	7,000	8,200	(2,400)	31,300	3,200	(24,300)	447.1%	16.0%	19.8%
3306	Nuisance Abatement- Restrooms	22,000	1,650	1,250	7,700	2,850	14,300	35.0%	7.9%	42.3%
Total Fines & Forfeitures		1,033,230	134,880	109,178	966,154	877,219	67,076	93.5%	41.1%	39.9%
3400	Use Of Money & Property									
3401	Interest Income	201,627	0	7,932	6,283	63,446	195,344	3.1%	29.2%	19.1%
3402	Rents & Concessions	0	0	215	0	319	0	N/A	17.7%	27.1%
3404	Community Center Leases	12,700	0	4,240	0	10,590	12,700	0.0%	41.5%	41.5%
3405	Community Center Rentals	103,430	5,518	17,176	5,518	56,935	97,912	5.3%	31.6%	23.9%
3406	Community Center Theatre	46,150	5,233	6,254	19,146	30,648	27,005	41.5%	26.7%	69.1%
3414	Fund Exchange	0	0	0	0	0	0	N/A	0.0%	0.0%
3418	Special Events	52,540	0	41,986	0	57,718	52,540	0.0%	82.5%	31.4%
3422	Beach/Plaza Promotions	30,000	0	11,292	0	11,292	30,000	0.0%	37.6%	0.0%
3425	Ground Lease	40,366	3,282	3,282	9,845	13,127	30,521	24.4%	33.3%	33.3%
3427	Cell Site License- Sprint	44,291	3,398	3,294	16,876	13,177	27,415	38.1%	32.9%	32.9%
3428	Cell Site License - Verizon	34,733	0	2,782	8,597	11,129	26,136	24.8%	33.7%	33.0%
3429	Inmate Phone Services	1,000	0	116	0	147	1,000	0.0%	14.7%	55.4%
3431	Storage Facility Operating Lease	180,000	20,000	15,000	80,000	60,000	100,000	44.4%	33.3%	33.3%
3432	Film Permits	55,760	0	757	0	28,006	55,760	0.0%	37.3%	32.2%
3450	Investment Discount	62	4	4	12	31	50	20.0%	4.0%	18.2%
Total Use Of Money & Property		802,659	37,436	114,330	146,277	356,563	656,382	18.2%	31.6%	30.0%
3500	Intergovernmental/State									
3507	Highway Maintenance	2,300	0	0	0	0	2,300	0.0%	0.0%	0.0%
3508	Mandated Costs	11,000	74	0	7,991	10,237	3,009	72.6%	127.7%	106.4%
3509	Homeowner Property Tax Relief	82,723	0	0	0	0	82,723	0.0%	0.0%	0.0%
3510	POST- Peace Officer Standards and Training	24,579	0	425	0	425	24,579	0.0%	1.1%	5.7%
3511	STC-Service Officer Training	7,200	0	0	0	0	7,200	0.0%	0.0%	0.0%
3575	VLF Coll Excess of \$14m-Rev Code 11001.5	15,708	0	0	0	0	15,708	0.0%	0.0%	0.0%
Total Intergovernmental/State		143,510	74	425	7,991	10,662	135,519	5.6%	7.2%	6.7%
3800	Current Service Charges									
3801	Residential Inspection	50,600	4,554	4,674	27,071	22,140	23,529	53.5%	45.0%	28.4%
3802	Planning Sign Permit/Master Sign Program	10,185	0	1,956	1,968	6,415	8,217	19.3%	38.7%	41.9%
3803	Negative Declaration	3,503	0	0	0	0	3,503	0.0%	0.0%	0.0%
3804	General Plan Maintenance Fees	180,100	1,977	12,069	23,481	46,914	156,619	13.0%	21.6%	26.2%
3805	Amendment to Planning Entitlement	26,484	4,414	2,143	17,656	10,713	8,828	66.7%	62.5%	20.0%
3807	Refuse Lien Fees/Consolidated	3,861	0	0	0	0	3,861	0.0%	0.0%	0.0%
3809	Tentative Map Review	19,284	0	0	2,411	4,681	16,874	12.5%	40.0%	75.0%
3810	Final Map Review	2,888	0	701	722	1,402	2,166	25.0%	20.0%	33.3%

COVID-19 Revenue Tracking Report- October 2020

2020-21 Revenue

Revenue Accounts with COVID-19 Impacts

2020-21						Current YTD to Current Budget		19-20 YTD to Budget	18-19 YTD to Budget	
		COVID-19 2020-21 Adopted Budget	Current Month	This Month Prior Year	Current YTD	Prior Year YTD	Balance	% Received	% Received	% Received
001 General Fund (continued)										
3811	Zone Change	4,176	0	0	0	0	4,176	0.0%	0.0%	100.0%
3812	Conditional Use Permit - Comm/Other	15,030	0	9,728	0	14,592	15,030	0.0%	150.0%	0.0%
3813	Plan Check Fees	252,000	46,074	32,709	117,998	101,466	134,002	46.8%	24.9%	32.1%
3814	Appeal to City Council From Staff	0	0	0	0	0	0	N/A	0.0%	0.0%
3815	Public Works Services	84,430	4,150	13,091	40,337	45,016	44,093	47.8%	34.0%	26.7%
3816	Utility Trench Service Connect Permit	96,568	26,675	11,768	47,565	21,972	49,003	49.3%	14.5%	11.8%
3817	Address Change Request Fee	2,480	0	714	992	1,669	1,488	40.0%	49.5%	15.0%
3818	Police Services	2,400	45	369	1,068	1,683	1,332	44.5%	168.3%	24.7%
3819	Jail Services	2,730	0	0	0	530	2,730	0.0%	4.4%	38.3%
3821	Daily Permit Lot A/Parking Structure	26,167	2,201	5,332	9,610	21,886	16,557	36.7%	39.8%	34.8%
3823	Special Event Security/Police	52,000	0	54,275	0	55,203	52,000	0.0%	64.2%	28.4%
3824	500' Noticing	19,376	0	2,688	6,920	9,408	12,456	35.7%	87.5%	11.1%
3825	Public Notice Posting	4,675	187	364	1,870	1,820	2,805	40.0%	50.0%	32.0%
3827	Library Grounds Maintenance	9,586	0	0	0	0	9,586	0.0%	0.0%	0.0%
3831	Non-Utility Street Excavation Permit	41,640	4,059	4,536	17,069	25,920	24,571	41.0%	44.4%	35.9%
3834	Encroachment Permit	0	0	49,680	2,627	107,506	(2,627)	N/A	33.7%	39.9%
3835	Youth Sports Admin Fee	0	0	500	0	500	0			
3836	Refund Transaction Fee	465	45	60	990	930	(525)	212.9%	103.3%	67.5%
3837	Returned Check Charge	1,000	50	49	50	625	950	5.0%	156.3%	47.0%
3838	Sale Of Maps/Publications	0	0	0	0	57	0	N/A	0.0%	0.0%
3839	Photocopy Charges	300	16	59	109	104	191	36.3%	26.0%	34.2%
3840	Ambulance Transport	597,213	40,426	72,885	147,413	209,466	449,800	24.7%	35.1%	40.4%
3841	Police Towing	84,750	10,396	8,760	27,565	27,594	57,185	32.5%	33.6%	32.6%
3842	Parking Meters	1,216,953	162,327	234,331	736,182	892,778	480,771	60.5%	44.4%	39.3%
3843	Parking Permits-Annual	387,000	1,813	3,221	24,283	23,792	362,718	6.3%	5.6%	5.2%
3844	Daily Parking Permits	2,000	335	84	1,320	895	680	66.0%	49.2%	42.2%
3845	Lot A Revenue	250,014	41,351	52,561	171,847	184,346	78,168	68.7%	33.7%	35.3%
3846	No Pier Pkg Structure Revenue	320,896	35,891	51,734	129,231	267,512	191,665	40.3%	38.2%	39.6%
3847	In Lieu Fee / Parking Facility	57,800	0	0	57,800	0	0	100.0%	0.0%	0.0%
3848	Driveway Permits	3,500	346	352	1,736	1,426	1,764	49.6%	47.5%	104.0%
3849	Guest Permits	622	16	94	138	745	484	22.2%	42.9%	46.1%
3850	Contractors Permits	40,000	3,128	5,474	17,986	31,314	22,014	45.0%	78.3%	38.6%
3851	Cash Key Revenue	0	0	0	143	(61)	(143)	N/A	11.0%	(8.9%)
3852	Recreation Program Transaction Fee	26,475	2,955	2,340	14,925	19,335	11,550	56.4%	43.9%	43.5%
3855	Bus Passes	900	0	9	0	254	900	0.0%	18.1%	28.7%
3856	500' - 2nd Noticing	1,653	0	535	0	1,070	1,653	0.0%	0.0%	0.0%
3857	Parking Plan Application	9,246	0	0	9,246	0	0	100.0%	207.8%	0.0%
3858	Monthly Permit Lot A/Parking Structure	47,393	7,688	8,928	26,040	40,052	21,353	54.9%	37.2%	40.8%
3859	Admin Permit - Abandon Conditional Use Perm	662	0	0	0	0	662	0.0%	0.0%	0.0%
3861	Fire Alarm Sys Insp - New Installation	0	6	0	6	0	(6)	N/A	0.0%	0.0%
3862	Alarm Permit Fee	5,565	189	300	1,008	1,520	4,557	18.1%	28.7%	17.5%
3865	Lot B Revenue	47,328	9,423	8,648	39,247	31,107	8,081	82.9%	29.9%	32.4%
3867	Precise Development Plans	16,147	0	0	5,203	0	10,944	32.2%	0.0%	50.0%
3868	Public Noticing/300 Ft Radius	4,160	832	0	4,160	1,616	0	100.0%	20.0%	71.4%
3877	Business License Registration	6,166	693	1,390	4,016	5,085	2,150	65.1%	42.4%	62.0%

COVID-19 Revenue Tracking Report- October 2020

2020-21 Revenue

Revenue Accounts with COVID-19 Impacts

		2020-21					Current YTD to Current Budget		19-20 YTD to Budget	18-19 YTD to Budget
		COVID-19 2020-21 Adopted Budget	Current Month	This Month Prior Year	Current YTD	Prior Year YTD	Balance	% Received	% Received	% Received
001 General Fund (continued)										
3879	Business License Renewal Fee	14,231	2,087	3,230	13,989	12,937	242	98.3%	35.0%	39.9%
3880	Tobacco Retailer Application	2,080	0	0	0	0	2,080	0.0%	0.0%	0.0%
3881	Tobacco Retailer Renewal	4,956	0	0	0	0	4,956	0.0%	0.0%	0.0%
3883	Final/Tentative Map Extension	1,016	0	0	1,016	0	0	100.0%	0.0%	0.0%
3884	Lot Line Adjustment	6,874	0	0	0	0	6,874	0.0%	0.0%	0.0%
3886	Text Amendment/Private	5,847	0	0	0	0	5,847	0.0%	0.0%	0.0%
3888	Slope/Grade Height Determination	8,739	0	0	0	0	8,739	0.0%	0.0%	41.4%
3890	300 Ft Radius Noticing/Appeal to City Council	248	0	0	0	0	248	0.0%	0.0%	49.0%
3891	Appeal of Plng Comm Action to Council	2,577	0	0	0	0	2,577	0.0%	0.0%	0.0%
3893	Contract Recreation Classes	266,570	23,109	17,269	188,553	189,924	78,017	70.7%	48.7%	42.7%
3894	Other Recreation Programs	153,810	770	478	1,660	32,598	152,150	1.1%	13.3%	28.9%
3895	Zoning Information Letters	597	0	0	0	193	597	0.0%	33.3%	0.0%
3897	Admin Fee/TULIP Ins Certificate	750	0	171	0	1,252	750	0.0%	80.8%	236.4%
3899	Condo - CUP/PDP	20,812	0	0	7,805	10,102	13,008	37.5%	40.0%	95.6%
Total Current Service Charges		4,527,478	438,228	680,258	1,953,029	2,490,004	2,574,449	43.1%	35.2%	34.5%
3900	Other Revenue									
3902	Refunds/Reimb Previous Years	0	0	5,487	0	5,487	0	N/A	0.0%	0.0%
3903	Contributions Non Govt	0	0	0	0	4,764	0	N/A	0.0%	0.0%
3904	General Miscellaneous	0	(31)	143	(31)	418	31	N/A	0.0%	0.0%
3907	Pkg Str Utility Reimb From Beach House	4,100	0	1,210	0	1,210	4,100	0.0%	0.0%	13.1%
3908	Hermosa Sr Ctr Donations/Memberships	3,045	243	386	348	2,513	2,698	11.4%	29.5%	25.0%
3914	Planning EIR Admin Reimbursement	5,000	0	0	0	0	5,000	0.0%	0.0%	0.0%
3955	Operating Transfers In	3,396,734	283,061	33,577	1,132,244	134,308	2,264,490	33.3%	33.3%	33.3%
3938	Solid Waste Contract Admin Fee	54,000	4,769	4,668	14,306	14,004	39,694	26.5%	25.9%	26.0%
3960	Verizon PEG Grant	0	0	0	0	0	0	N/A	0.0%	0.0%
Total Other Revenue		3,462,879	288,041	45,471	1,146,867	162,704	2,316,012	33.1%	30.9%	31.0%
6800	Current Service Charges Continued									
6801	Mural Review	3,210	0	0	0	1,558	3,210	0.0%	100.0%	100.0%
6802	Sign Variance	0	0	0	0	0	0	N/A	0.0%	0.0%
6803	General Plan Amendment/ Map or Text	5,341	0	0	0	0	5,341	0.0%	0.0%	0.0%
6804	Temporary Use Permit	0	0	0	0	533	0	N/A	0.0%	0.0%
6808	Request for Reasonable Accomodation	0	0	0	0	895	0	N/A	100.0%	0.0%
6809	Categorical Exemption	4,825	193	374	1,930	1,496	2,895	40.0%	80.0%	50.0%
6810	Deed Restriction/Covenant Review	11,312	707	0	2,121	1,372	9,191	18.8%	25.0%	355.4%
6811	Landscape Plan Review	6,080	0	295	2,736	2,644	3,344	45.0%	29.9%	63.3%
6813	Zoning Code Interpretation Review	1,995	133	129	665	774	1,330	33.3%	42.9%	133.3%
6818	New/Modified Business Zoning Review	9,900	462	1,280	2,904	3,136	6,996	29.3%	0.0%	0.0%
6819	Historic Resource Review	0	0	0	839	0	(839)	N/A	0.0%	0.0%
6820	Appeal to the Planning Commission	0	0	0	0	0	0	N/A	0.0%	0.0%
6821	Solar Plan Check/Inspection	2,086	556	867	1,390	1,423	696	66.6%	35.2%	333.3%
6822	Temporary Certificate of Occupancy	330	132	64	132	128	198	40.0%	0.0%	0.0%

COVID-19 Revenue Tracking Report- October 2020

2020-21 Revenue

Revenue Accounts with COVID-19 Impacts

		2020-21					Current YTD to Current Budget		19-20 YTD to Budget	18-19 YTD to Budget
		COVID-19 2020-21 Adopted Budget	Current Month	This Month Prior Year	Current YTD	Prior Year YTD	Balance	% Received	% Received	% Received
001 General Fund (continued)										
6825	Clean Bay Restaurant - NPDES Inspection	20,600	0	0	0	0	20,600	0.0%	0.0%	1.0%
6826	Light Industry - NPDES Inspection	0	0	0	0	0	0	N/A	0.0%	0.0%
6828	Public Improvement Plan Check	37,913	7,387	2,326	25,738	6,978	12,175	67.9%	12.0%	36.1%
6832	DUI Collision Response	1,039	0	0	0	773	1,039	0.0%	133.0%	0.0%
6834	Citation Sign-off	735	0	0	0	240	735	0.0%	25.0%	50.2%
6836	Police Business Background Check	281	0	0	0	0	281	0.0%	0.0%	0.0%
6837	Deceased Animal Pickup	122	0	0	0	59	122	0.0%	50.0%	50.0%
6839	Pet Home Quarantine Review	61	0	0	0	0	61	0.0%	0.0%	0.0%
6840	Multiple Dog Review	460	115	0	115	224	345	25.0%	200.0%	0.0%
6841	Fire Sprinkler System Insp - New Install	0	0	0	0	0	0	N/A	0.0%	0.0%
6842	Miscellaneous Fire Code Permit	0	0	0	0	0	0	N/A	0.0%	0.0%
6850	Annual Business Fire Inspection	0	0	0	0	0	0	N/A	0.0%	0.0%
6851	Business Licenses State Mandated Fee (CASF	4,095	568	946	3,670	3,778	425	89.6%	37.8%	0.0%
6852	Tobacco Retailer License	0	584	0	3,444	0	(3,444)	N/A	0.0%	0.0%
6860	Refuse Lien Fees/Athens	336	0	0	0	0	336	0.0%	0.0%	0.0%
6861	Oversized Vehicle Permit	660	0	43	396	215	264	60.0%	31.3%	33.3%
6866	Records Technology Fee	0	0	0	0	0	0	N/A	0.0%	0.0%
6867	Credit Card Processing Fee	31,111	7,616	6,825	31,034	27,601	77	99.8%	46.0%	65.3%
6871	Sewer Service Charge Rebate	(14,743)	(1,067)	(1,120)	(3,451)	(3,991)	(11,292)	23.4%	36.3%	37.0%
6872	PY Sewer Service Charge Rebate	0	0	0	0	0	0	N/A	0.0%	0.0%
6873	Impound Fee- Bicycle, Scooters & Wheeled	139	0	0	0	0	139	0.0%	0.0%	0.0%
6874	Limited Live Entertainment Permit Fee	514	0	0	0	0	514	0.0%	0.0%	0.0%
6875	Solid Waste Contract Reimbursement	0	0	0	0	0	0	N/A	0.0%	0.0%
6883	Short-term Vacation Rental Permit	17,350	3,470	0	3,470	0	13,880	20.0%	0.0%	0.0%
6884	M-1 Permit	771	0	0	0	0	771	0.0%	0.0%	0.0%
6885	Temporary Outdoor Dining/Retail Permit	0	2,030	0	15,608	0	(15,608)	N/A	0.0%	0.0%
Total Current Service Charges (Continued)		146,523	22,886	12,029	92,742	49,836	53,781	63.3%	15.8%	49.7%
Total General Fund		39,267,086	1,769,532	2,009,641	7,191,543	7,423,690	32,075,543	18.3%	17.5%	18.4%

CIP Report by Project
10/31/2020

Project Title/Account Number	Adjusted Appropriation	Expenditures	Year-to-date Expenditures	Year-to-date Encumbrances	Balance	Prct Used
<u>PCH- Aviation Mobility Project (12-143)</u>						
001- 8143-4201 Contract Serv/Private	-	-	-	-	-	
115- 8143-4201 Contract Serv/Private	34,581.00	-	-	-	34,581.00	0.00%
145- 8143-4201 Contract Serv/Private	-	-	-	-	-	0.00%
146- 8143-4201 Contract Serv/Private	-	-	-	-	-	0.00%
147- 8143-4201 Contract Serv/Private	243,662.00	-	-	-	243,662.00	0.00%
301- 8143-4201 Contract Serv/Private	263,437.00	-	-	-	263,437.00	0.00%
	541,680.00	-	-	-	541,680.00	0.00%
<u>Street Improvements - Various Locations (17-186)</u>						
001- 8186-4201 Contract Serv/Private	-	-	-	-	-	0.00%
115- 8186-4201 Contract Serv/Private	658,046.00	-	-	-	658,046.00	0.00%
122- 8186-4201 Contract Serv/Private	-	-	-	-	-	0.00%
145- 8186-4201 Contract Serv/Private	-	-	-	-	-	0.00%
146- 8186-4201 Contract Serv/Private	-	-	-	-	-	0.00%
147- 8186-4201 Contract Serv/Private	532,477.00	-	-	-	532,477.00	0.00%
148- 8186-4201 Contract Serv/Private	294,572.00	-	-	-	294,572.00	0.00%
301- 8186-4201 Contract Serv/Private	-	-	-	-	-	0.00%
	1,485,095.00	-	-	-	1,485,095.00	0.00%
<u>Strand Bikeway and Walkway Improv at 35th St (17-188)</u>						
147- 8188-4201 Contract Serv/Private	10,000.00	-	-	-	10,000.00	0.00%
	10,000.00	-	-	-	10,000.00	0.00%
<u>Storm Drain Improv - Various Locations (17-417)</u>						
122- 8417-4201 Contract Serv/Private	413,308.00	-	-	-	413,308.00	0.00%
161- 8417-4201 Contract Serv/Private	1,000,000.00	-	-	-	1,000,000.00	0.00%
190- 8417-4201 Contract Serv/Private	386,692.00	-	-	-	386,692.00	0.00%
191- 8417-4201 Contract Serv/Private	200,000.00	-	-	-	200,000.00	0.00%
301- 8417-4201 Contract Serv/Private	44,966.00	-	-	43,589.70	1,376.30	96.94%
	2,044,966.00	-	-	43,589.70	2,001,376.30	2.13%
<u>Citywide Parks Master Plan (13-538)</u>						
001- 8538-4201 Contract Serv/Private	42,065.00	1,654.00	1,654.00	-	40,411.00	3.93%
125- 8538-4102 Regular Salaries	173,410.00	-	-	-	173,410.00	0.00%
	215,475.00	1,654.00	1,654.00	-	213,821.00	0.77%
<u>Feasibility, Greenbelt Path (17-544)</u>						
301- 8544-4201 Contract Serv/Private	10,000.00	-	-	-	10,000.00	0.00%
	10,000.00	-	-	-	10,000.00	0.00%
<u>City Wide ADA Improvements</u>						
301- 8602-4201 Contract Serv/Private	50,000.00	-	-	-	50,000.00	0.00%
	50,000.00	-	-	-	50,000.00	0.00%
<u>Downtown Strategic Plan (12-609)</u>						
001- 8609-4201 Contract Serv/Private	-	-	-	-	-	
301- 8609-4201 Contract Serv/Private	468,161.00	-	-	13,998.75	454,162.25	2.99%
	468,161.00	-	-	13,998.75	454,162.25	2.99%
<u>City Yard Renovation (15-615)</u>						
001- 8615-4201 Contract Serv/Private	46,715.00	-	-	70,066.25	(23,351.25)	
301- 8615-4201 Contract Serv/Private	1,293,335.00	1,443.75	1,443.75	112,592.50	1,179,298.75	8.82%
	1,340,050.00	1,443.75	1,443.75	182,658.75	1,155,947.50	13.74%
<u>Municipal Pier Structural Assessment & Repairs (16-629)</u>						
122- 8629-4201 Contract Serv/Private	173,075.00	-	-	6,570.00	166,505.00	3.80%

CIP Report by Project
10/31/2020

Project Title/Account Number		Adjusted Appropriation	Expenditures	Year-to-date Expenditures	Year-to-date Encumbrances	Balance	Prct Used
191- 8629-4201	Contract Serv/Private	240,000.00	-	-	-	240,000.00	0.00%
		413,075.00	-	-	6,570.00	406,505.00	1.59%
<u>Community Center Gen Improvements (15-650)</u>							
001- 8650-4201	Contract Serv/Private	99,976.00	-	-	-	99,976.00	0.00%
301- 8650-4201	Contract Serv/Private	96,735.00	-	1,740.00	-	94,995.00	1.80%
		196,711.00	-	1,740.00	-	194,971.00	0.88%
<u>Municipal Pier Structural Repairs Phase 3 (15-660)</u>							
122- 8660-4201	Contract Serv/Private	275,473.00	-	-	-	275,473.00	0.00%
301- 8660-4201	Contract Serv/Private	244,811.00	-	-	-	244,811.00	0.00%
		520,284.00	-	-	-	520,284.00	0.00%
<u>Library Community Needs Assessment (15-668)</u>							
150- 8668-4201	Contract Serv/Private	60,000.00	-	-	-	60,000.00	0.00%
		60,000.00	-	-	-	60,000.00	0.00%
<u>City Park Restroom Renovations (15-669)</u>							
125- 8669-4201	Contract Serv/Private	113,621.00	-	-	-	113,621.00	0.00%
301- 8669-4201	Contract Serv/Private	1,431,999.00	6,132.00	6,132.00	11,388.00	1,414,479.00	1.22%
		1,545,620.00	6,132.00	6,132.00	11,388.00	1,528,100.00	1.13%
<u>Council Chambers Improvements (15-672)</u>							
001- 8672-4201	Contract Serv/Private	133,639.00	-	-	49,825.69	83,813.31	37.28%
715- 8672-4201	Contract Serv/Private	151,010.00	-	169,829.02	-	(18,819.02)	112.46%
		284,649.00	-	169,829.02	49,825.69	64,994.29	77.17%
<u>Electrical Vehicle and Bicycle Transportation (16-682)</u>							
150- 8682-4201	Contract Serv/Private	616,469.00	-	-	15,300.22	601,168.78	2.48%
301- 8682-4201	Contract Serv/Private	47,186.00	-	-	-	47,186.00	0.00%
		663,655.00	-	-	15,300.22	648,354.78	2.31%
<u>Emergency Operations Center Renovations (17-684)</u>							
301- 8684-4201	Contract Serv/Private	192,880.00	-	-	-	192,880.00	0.00%
		192,880.00	-	-	-	192,880.00	0.00%
<u>ADA Improvements - Various Locations (17-687)</u>							
140- 8687-4201	Contract Serv/Private	-	-	739.48	-	(739.48)	0.00%
		-	-	739.48	-	(739.48)	0.00%
<u>Clark Building Renovations (17-689)</u>							
301- 8689-4201	Contract Serv/Private	420,072.00	9,284.80	9,284.80	45,715.20	365,072.00	13.09%
		420,072.00	9,284.80	9,284.80	45,715.20	365,072.00	13.09%
<u>ADA Improvements - Various Locations (18-691)</u>							
140- 8691-4201	Contract Serv/Private	-	-	739.48	-	(739.48)	0.00%
		-	-	739.48	-	(739.48)	0.00%
<u>14th Street Beach Restroom Rehab (18-692)</u>							
122- 8692-4201	Contract Serv/Private	400,000.00	-	-	-	400,000.00	0.00%
125- 8692-4201	Contract Serv/Private	50,000.00	-	-	-	50,000.00	0.00%
160- 8692-4201	Contract Serv/Private	200,000.00	-	-	-	200,000.00	0.00%
191- 8692-4201	Contract Serv/Private	190,000.00	-	-	-	190,000.00	0.00%
301- 8692-4201	Contract Serv/Private	160,000.00	-	-	-	160,000.00	0.00%
		1,000,000.00	-	-	-	1,000,000.00	0.00%
<u>Tree Well Grates</u>							
301- 8760-4201	Contract Serv/Private	51,068.00	-	-	-	51,068.00	0.00%
		51,068.00	-	-	-	51,068.00	0.00%

CIP Report by Project
10/31/2020

Project Title/Account Number	Adjusted Appropriation	Expenditures	Year-to-date Expenditures	Year-to-date Encumbrances	Balance	Prct Used
<u>Annual Streen Improvement</u>						
115- 8190-4201 Contract Serv/Private	200,000.00	-	-	-	200,000.00	0.00%
	200,000.00	-	-	-	200,000.00	0.00%
<u>Proposition C Fund</u>						
146- 8101-4201 Contract Serv/Private	10,000.00	-	-	-	10,000.00	0.00%
	10,000.00	-	-	-	10,000.00	0.00%
<u>Proposition C Fund, Bus Stop Improve</u>						
146- 8102-4201 Contract Serv/Private	900,000.00	-	-	-	900,000.00	0.00%
	900,000.00	-	-	-	900,000.00	0.00%
<u>Sea Level Rise Risk Assessment</u>						
150- 8103-4201 Contract Serv/Private	247,050.00				247,050.00	0.00%
301- 8103-4201 Contract Serv/Private	32,008.00	-	-	-	32,008.00	0.00%
	279,058.00	-	-	-	279,058.00	0.00%
<u>Annual Sewer Improvements</u>						
160- 8421-4201 Contract Serv/Private	2,022,822.00	33,894.60	33,894.60	32,988.02	1,955,939.38	3.31%
	2,022,822.00	33,894.60	33,894.60	32,988.02	1,955,939.38	3.31%
<u>Storm Drains Fund</u>						
149- 8164-4201 Contract Serv/Private	140,000.00	137,500.00	137,500.00	-	2,500.00	98.21%
161- 8164-4201 Contract Serv/Private	-	-	-	-	-	
	140,000.00	137,500.00	137,500.00	-	2,500.00	98.21%
<u>Annual Street Improvements</u>						
148- 8191-42201 Contract Serv/Private	50,000.00	-	-	-	50,000.00	0.00%
	50,000.00	-	-	-	50,000.00	0.00%
<u>Community Theater Needs Assessment</u>						
301- 8693-4201 Contract Serv/Private	3,320.00	1,483.35	2,966.70	354.00	(0.70)	100.02%
	3,320.00	1,483.35	2,966.70	354.00	(0.70)	100.02%
<u>Community Dev Block Grant</u>						
140- 8698-4201 Contract Serv/Private	71,298.00	-	-	-	71,298.00	0.00%
	71,298.00	-	-	-	71,298.00	0.00%
<u>Storms Drain Fund</u>						
161- 8419-4201 Contract Serv/Private	117,324.00	-	-	-	117,324.00	0.00%
	117,324.00	-	-	-	117,324.00	0.00%
<u>Storms Drain Fund</u>						
161- 8422-4201 Contract Serv/Private	500,000.00	-	-	-	500,000.00	0.00%
	500,000.00	-	-	-	500,000.00	0.00%
<u>Annual Sewer Improvements</u>						
160- 8423-4201 Contract Serv/Private	250,000.00	-	-	-	250,000.00	0.00%
	250,000.00	-	-	-	250,000.00	0.00%
<u>Annual Storm Drain Improvements</u>						
161- 8424-4201 Contract Serv/Private	250,000.00	-	-	-	250,000.00	0.00%
	250,000.00	-	-	-	250,000.00	0.00%
<u>Storms Drain Fund</u>						
140 8601-4201 Contract Serv/Private	63,710.00	-	-	-	63,710.00	0.00%
	63,710.00	-	-	-	63,710.00	0.00%

CIP Report by Project
10/31/2020

Project Title/Account Number	Adjusted Appropriation	Expenditures	Year-to-date Expenditures	Year-to-date Encumbrances	Balance	Prct Used
<u>Public Works Yard Relocation</u>						
301- 8608-4201 Contract Serv/Private	60,000.00	-	-	1,480.44	58,519.56	2.47%
	60,000.00	-	-	1,480.44	58,519.56	2.47%
<u>Community Theater Needs Assessment</u>						
301- 8694-4201 Contract Serv/Private	40,000.00	-	-	-	40,000.00	0.00%
	40,000.00	-	-	-	40,000.00	0.00%
<u>Parking Lot A Improvements</u>						
190- 8695-4201 Contract Serv/Private	482,260.00	-	-	-	482,260.00	0.00%
301- 8695-4201 Contract Serv/Private	150,000.00	-	-	-	150,000.00	0.00%
	632,260.00	-	-	-	632,260.00	0.00%
<u>Police Station Basement Restrooms Improvements</u>						
301- 8696-4201 Contract Serv/Private	33,000.00	4,500.00	4,500.00	-	28,500.00	13.64%
	33,000.00	4,500.00	4,500.00	-	28,500.00	13.64%
<u>Annual Street Improvements</u>						
115- 8192-4201 Contract Serv/Private	50,000.00				50,000.00	0.00%
301- 8192-4201 Contract Serv/Private	50,000.00	-	-	-	50,000.00	0.00%
	100,000.00	-	-	-	100,000.00	0.00%
<u>Pedestrian Crossing Safety Improvements</u>						
146 8193-4201 Contract Serv/Private	350,000.00				350,000.00	0.00%
147 8193-4201 Contract Serv/Private	100,000.00	-	-	-	100,000.00	0.00%
	450,000.00	-	-	-	450,000.00	0.00%
Grand Total	17,686,233.00	195,892.50	370,423.83	403,868.77	16,911,940.40	4.38%



Staff Report

Staff Report

REPORT 20-0751

**Honorable Mayor and Members of the Hermosa Beach City Council
Regular Meeting of November 24, 2020**

CITY TREASURER'S REPORT AND CASH BALANCE REPORT

(City Treasurer Karen Nowicki)

Recommended Action:

The City Treasurer recommends that the City Council receive and file the October 2020 City Treasurer's Report and Cash Balance Report.

Summary:

Investments in the report meet the requirements of the City of Hermosa Beach's adopted investment policy.

Attached is a report of all inactive Public Deposits for the month of October 2020. This is the most current available investment information.

Attachments:

1. October 2020 City Treasurer's Report
2. October 2020 Cash Balance Report

Respectfully Submitted by: Karen Nowicki, City Treasurer

Noted for Fiscal Impact: Viki Copeland, Finance Director

Noted: Suja Lowenthal, City Manager

**TREASURER'S REPORT
OCTOBER 2020**

INSTITUTIONS

INVESTMENT TYPE/INSTITUTION	CUSIP #	BOOK VALUE	DATE OF INVESTMENT	DATE OF MATURITY	ORIGINAL COST	MARKET VALUE	COST/MARKET DIFFERENCE	FACE/PAR VALUE	RATE OF INTEREST	YIELD TO MATURITY
POOLED INVESTMENTS										
LAIF (Local Agency Investment Fund)		\$ 10,276,571.78						\$10,276,571.78	0.620%	
LACPIF (Los Angeles County Pooled Investment Funds)		\$ 16,829,210.24						\$16,829,210.24	0.680%	Rate for September *
Pooled Investments % of Total Investment	75.874%	\$27,105,782.02								

NEGOTIABLE CDS

American Express Centurion	02587DF86	\$247,000.00	11/04/2015	11/04/2020	\$247,000.00	\$247,073.02	\$73.02	\$247,000.00	2.250%	2.250%
Synchrony Bank	87164YKW3	\$247,000.00	11/20/2015	11/20/2020	\$247,000.00	\$247,299.50	\$299.50	\$247,000.00	2.200%	2.200%
Comenity Capital Bank	20033ANX0	\$249,000.00	01/19/2016	01/19/2021	\$249,000.00	\$249,980.20	\$980.20	\$249,000.00	1.890%	1.890%
EnerBank USA	29266NX51	\$247,000.00	01/28/2016	01/28/2021	\$247,000.00	\$248,079.76	\$1,079.76	\$247,000.00	1.890%	1.890%
World Foremost Bank Sydney	981571CQ3	\$200,000.00	06/09/2016	06/09/2021	\$200,000.00	\$201,770.66	\$1,770.66	\$200,000.00	1.690%	1.690%
Wells Fargo Bank NA Siouxfall	9497485W3	\$249,000.00	06/17/2016	06/17/2021	\$249,000.00	\$251,363.31	\$2,363.31	\$249,000.00	1.730%	1.730%
First Bank of Puerto Rico	33767AZY09	\$248,000.00	08/26/2016	08/26/2021	\$248,000.00	\$250,394.14	\$2,394.14	\$248,000.00	1.440%	1.440%
Beneficial Mutual Savings	08173QBR6	\$248,000.00	09/12/2016	09/12/2021	\$248,000.00	\$250,616.38	\$2,616.38	\$248,000.00	1.480%	1.480%
Countryside Federal Credit Union	22239MAL2	\$249,000.00	10/18/2016	10/18/2021	\$249,000.00	\$252,341.04	\$3,341.04	\$249,000.00	1.630%	1.630%
Venture Bank	92326XDE8	\$249,000.00	12/02/2016	09/02/2021	\$249,000.00	\$251,538.12	\$2,538.12	\$249,000.00	1.480%	1.480%
Stearns Bank NA	857894SK6	\$242,000.00	01/13/2017	01/13/2022	\$242,000.00	\$247,121.18	\$5,121.18	\$242,000.00	2.010%	2.010%
East Boston Savings Bank	27113PBM2	\$248,000.00	01/20/2017	01/20/2022	\$248,000.00	\$253,173.83	\$5,173.83	\$248,000.00	1.960%	1.960%
Goldman Sachs Bank	38148PKT3	\$246,000.00	06/14/2017	06/14/2022	\$246,000.00	\$254,360.62	\$8,360.62	\$246,000.00	2.270%	2.270%
Barclays Bank	06740KKD8	\$246,814.28	07/22/2017	07/12/2022	\$247,000.00	\$255,189.18	\$8,189.18	\$247,000.00	2.130%	2.230%
Marlin Business Bank	57116APQ5	\$249,000.00	08/22/2017	08/23/2022	\$249,000.00	\$257,171.00	\$8,171.00	\$249,000.00	1.980%	1.980%
Merrick Bank South Jordan	59013JC49	\$249,000.00	10/19/2017	10/20/2022	\$249,000.00	\$258,209.28	\$9,209.28	\$249,000.00	2.030%	2.030%
Northfield Bank	66612ABX5	\$247,000.00	10/24/2017	10/25/2022	\$247,000.00	\$256,441.73	\$9,441.73	\$247,000.00	2.070%	2.070%
Morgan Stanley Bank	61747MH95	\$249,000.00	02/01/2018	02/01/2023	\$249,000.00	\$259,471.71	\$10,471.71	\$249,000.00	2.510%	2.510%
Allegiance Bank	01748DBA3	\$246,000.00	02/07/2018	02/07/2023	\$246,000.00	\$262,456.61	\$16,456.61	\$246,000.00	2.470%	2.470%
CitiBank NA	17312QN39	\$245,000.00	06/15/2018	06/15/2023	\$245,000.00	\$264,386.19	\$19,386.19	\$245,000.00	3.010%	3.010%
BMW Bank North America	05580AMX9	\$245,000.00	06/15/2018	06/15/2023	\$245,000.00	\$264,386.19	\$19,386.19	\$245,000.00	3.010%	3.010%
Industrial & Commercial Bank of China	45581EAX9	\$249,000.00	08/17/2018	06/30/2023	\$249,000.00	\$269,329.09	\$20,329.09	\$249,000.00	3.050%	3.050%
Bank Midwest Spirit Lake	063615BM9	\$244,636.04	09/17/2018	09/15/2023	\$245,000.00	\$265,091.74	\$20,091.74	\$245,000.00	2.870%	3.030%
UBS Bank	90348JEJ5	\$249,000.00	10/17/2018	10/17/2023	\$249,000.00	\$271,891.85	\$22,891.85	\$249,000.00	3.070%	3.070%
Spring Bank	849430AY9	\$249,000.00	10/24/2018	10/24/2023	\$249,000.00	\$271,289.36	\$22,289.36	\$249,000.00	2.980%	2.980%
Morgan Stanley Private Bank	61760AUJ6	\$246,000.00	01/17/2019	01/17/2024	\$246,000.00	\$268,784.59	\$22,784.59	\$246,000.00	2.880%	2.880%
Country Bank New York	22230PBY5	\$249,000.00	01/25/2019	01/25/2024	\$249,000.00	\$271,013.73	\$22,013.73	\$249,000.00	2.760%	2.760%
Eaglebank Bethesda	27002YEQ5	\$249,000.00	06/20/2019	06/20/2024	\$249,000.00	\$267,062.69	\$18,062.69	\$249,000.00	2.140%	2.140%
Revere Bank	761402BY1	\$248,000.00	06/28/2019	06/28/2024	\$248,000.00	\$266,084.95	\$18,084.95	\$248,000.00	2.140%	2.140%
Firstier Bank	33766LAJ7	\$249,000.00	08/23/2019	08/23/2024	\$249,000.00	\$264,457.78	\$15,457.78	\$249,000.00	1.840%	1.840%
Washington Federal	938828BN9	\$249,000.00	08/28/2019	08/28/2024	\$249,000.00	\$264,512.92	\$15,512.92	\$249,000.00	1.840%	1.840%
Sallie Mae Bank	7954504W2	\$247,000.00	10/17/2019	10/23/2024	\$247,000.00	\$262,371.23	\$15,371.23	\$247,000.00	1.790%	1.790%
Raymond James Bank	75472RAK7	\$246,407.20	11/08/2019	11/08/2024	\$247,000.00	\$261,476.54	\$14,476.54	\$261,476.54	1.700%	1.700%
Live Oak Banking	538036HP2	\$249,000.00	01/24/2020	01/20/2025	\$249,000.00	\$264,690.00	\$15,690.00	\$249,000.00	1.740%	1.740%
Horizon Bank	44042TCD4	\$249,000.00	04/15/2020	04/15/2025	\$249,000.00	\$259,144.00	\$10,144.00	\$249,000.00	1.250%	1.250%

Negotiable CD % of Total Investment 24.126% \$8,618,857.52

TOTAL ALL INVESTMENTS \$ 35,724,639.54 \$8,620,000.00 \$9,010,024.12 \$390,024.12 \$35,740,258.56

Average Rate of Interest

2.067%

Average Yield to Maturity

2.155%

In compliance with the California Code Section 53646, the Treasurer of the City of Hermosa Beach hereby certifies that sufficient investment liquidity and anticipated revenues are available to meet the City's budgeted expenditure requirements for the next six months.

*October rate publishes the first week of December.

APPROVED: KAREN NOWICKI, CITY TREASURER

**CASH BALANCE REPORT
OCTOBER 2020**

FUND NUMBER	FUND NAME	GENERAL ACCOUNT					10/31/2020 BALANCE
		9/30/2020 BALANCE	CASH	ADJUSTMENTS	CHECKS	ADJUSTMENTS	
001	GENERAL	\$6,437,438.07	\$1,884,974.90	(\$1,424,198.15)	(\$1,347,312.15)	(\$215,647.72)	\$5,335,254.95
105	LIGHTING/LANDSCAPING	(\$4,290.18)		\$3,120.97	(\$35,957.02)	(285.32)	(\$37,411.55)
115	STATE GAS TAX	\$493,290.70	\$73,523.38	(\$29,632.38)			\$537,181.70
117	AB939	\$113,987.99	\$10,724.87	\$0.09			\$124,712.95
121	PROP A OPEN SPACE	\$0.00					\$0.00
122	TYCO	\$1,408,171.18	\$42,241.50	\$1,166.25			\$1,451,578.93
125	PARK REC FAC TAX	\$384,806.51		\$309.41			\$385,115.92
135	BAYVIEW DRIVE DISTRICT ADMIN EXPENSE	\$3,282.10		(\$189.52)			\$3,092.58
138	LOMA DISTRICT ADMIN EXPENSE	(\$561.97)		(\$14.00)			(\$575.97)
139	BEACH DRIVE ASSESSMENT DISTRICT ADMIN EXPENSE	\$2,742.52		(\$155.92)			\$2,586.60
140	COMMUNITY DEVELOPMENT BLOCK GRANT	\$1.01					\$1.01
145	PROPOSITION A	\$526,641.13	\$37,147.65	\$270.46		(13.40)	\$564,045.84
146	PROPOSITION C	\$1,145,346.34	\$30,766.16	\$945.67			\$1,177,058.17
147	MEASURE R	\$345,771.35	\$23,079.29	\$296.60			\$369,147.24
148	MEASURE M	\$148,771.59	\$26,473.94	\$140.94			\$175,386.47
149	MEASURE W	\$0.00			(\$137,500.00)		(\$137,500.00)
150	GRANTS	\$523,329.36	\$9,290.89		(\$734,085.45)		(\$201,465.20)
152	AIR QUALITY MANAGEMENT DISTRICT	\$63,301.66		(\$7.06)		(2.09)	\$63,292.51
153	SUPPLEMENTAL LAW ENFORCEMENT SERVICES	\$318,389.48	\$77,396.25	\$291.60	(\$33,184.55)		\$362,892.78
157	FEMA/CalOES	(\$302,302.41)		(\$9,771.76)	(\$83,857.09)	(95.51)	(\$396,026.77)
158	CARES ACT	\$121,089.00	\$121,088.00				\$242,177.00
160	SEWER MAINTENANCE	\$4,371,091.56	\$1,714.00	(\$261,087.02)	(\$5,735.23)	(1,159.05)	\$4,104,824.26
161	STORM DRAIN FUND	\$1,839,813.87		\$49,050.07	(\$342.21)	(844.70)	\$1,887,677.03
170	ASSET SEIZURE/FORFEITURE	\$632,559.55		\$508.49	(\$157.74)		\$632,910.30
180	FIRE PROTECTION	\$17,349.35	\$197.78	\$11.22	(\$3,589.00)		\$13,969.35
190	RTI UNDERSEA CABLE	\$750,808.45	\$22,500.00	\$621.80			\$773,930.25
191	RTI UNDERSEA CABLE TIDELANDS	\$445,462.58		\$358.17			\$445,820.75
201	2015 LEASE REVENUE BONDS	\$0.00					\$0.00
301	CAPITAL IMPROVEMENT	\$9,242,955.92		\$7,381.58	(\$62,288.78)		\$9,188,048.72
609	BAYVIEW DRIVE REDEMPTION	\$72,832.21		\$58.48			\$72,890.69
610	LOWER PIER DISTRICT REDEMPTION	\$3,117.73		\$2.51			\$3,120.24
611	BEACH DRIVE ASSESSMENT DISTRICT REDEMPTION	\$60,645.05		\$48.72			\$60,693.77
612	BEACH DRIVE ASSESSMENT DISTRICT RESERVE	\$4,579.43		\$3.68			\$4,583.11
619	BAYVIEW DRIVE DISTRICT RESERVE	\$15,036.50		\$12.08			\$15,048.58
705	INSURANCE	\$7,609,746.58	\$10,557.80	\$219,448.86	(117,997.87)	(1,186.10)	\$7,720,569.27
715	EQUIPMENT REPLACEMENT	\$5,154,751.25	\$6,433.96	\$127,130.78	(\$195,340.88)	(\$2,284.42)	\$5,090,690.69
	TOTAL GENERAL ACCOUNT	\$41,949,955.46	\$2,378,110.37	(\$1,313,877.38)	(\$2,757,347.97)	(\$221,518.31)	\$40,035,322.17

ACCOUNTS	BALANCE 9/30/2020	DEPOSITS	CHARGES	BALANCE 10/31/2020
PAYROLL	\$43,943.53	\$1,306,996.95	(\$1,306,822.23)	\$44,118.25
CABLE TV DEPOSIT	\$16,763.73			\$16,763.73
	\$60,707.26	\$1,306,996.95	(\$1,306,822.23)	\$60,881.98
TOTAL ALL ACCOUNTS				\$40,096,204.15

INVESTMENTS
\$35,724,639.54

INTEREST COLLECTED
TO DATE FOR FY 20/21
\$109,164.74

BANK BALANCES	
GENERAL	\$4,744,726.32
TRUST ACCOUNTS	\$108,081.99
	\$4,852,808.31
OUTSTANDING CHECKS	(\$481,243.70)
	\$4,371,564.61
INVESTMENTS	\$35,724,639.54
BALANCE	\$40,096,204.15

APPROVED : KAREN NOWICKI, CITY TREASURER



Staff Report

Staff Report

REPORT 20-0750

**Honorable Mayor and Members of the Hermosa Beach City Council
Regular Meeting of November 24, 2020**

CANCELLATION OF CERTAIN CHECKS (City Treasurer Karen Nowicki)

Recommended Action:

The City Treasurer recommends that the City Council approve cancellation of certain checks.

Summary:

Please ratify the following request for cancellation of the check(s) listed below:

Check #: 95373
Date Issued: 07/27/2020
Amount: \$941.00
Payee: SRK Promotional Advertising
Vendor did not receive check.

Check #: 95922
Date Issued: 10/08/2020
Amount: \$1,904.74
Payee: HDL Coren & Cone
Check issued to the incorrect
vendor.

Check #: 96156
Date Issued: 11/05/2020
Amount: \$6,900.00
Payee: Tick Tock Tony
Duplicate payment; credit taken.

Respectfully Submitted by: Karen Nowicki, City Treasurer

Noted for Fiscal Impact: Viki Copeland, Finance Director

Noted: Suja Lowenthal, City Manager



Staff Report

Staff Report

REPORT 20-0761

**Honorable Mayor and Members of the Hermosa Beach City Council
Regular Meeting of November 24, 2020**

**ACTION MINUTES OF THE PUBLIC WORKS COMMISSION
MEETING OF SEPTEMBER 16, 2020**

Recommended Action:

Staff recommends that the City Council receive and file the action minutes of the Public Works Commission meeting of September 16, 2020.

Attachments:

Minutes of September 16, 2020

Approved: Marnell Gibson, Public Works Director

Noted: Suja Lowenthal, City Manager

ACTION MINUTES

PUBLIC WORKS COMMISSION REGULAR MEETING OF WEDNESDAY, September 16, 2020 CITY HALL, COUNCIL CHAMBERS 1315 VALLEY DRIVE 6:00 P.M.

COMMISSIONERS
Kathy Dunbabin Janice Brittain Kent F. Brown David Grethen Andrea N. Giancoli

THIS MEETING IS HELD PURSUANT TO EXECUTIVE ORDER N-29-20 ISSUED BY GOVERNOR GAVIN NEWSOM ON MARCH 17, 2020. ANY OR ALL COMMISSION MEMBERS MAY ATTEND AND PARTICIPATE BY TELECONFERENCE/VIRTUAL MEETING. MEMBERS OF THE PUBLIC MAY PARTICIPATE BY TELECONFERENCE.

Public Participation

City Hall will be closed to the public until further notice. Members of the public may email comments to anguyen@hermosabeach.gov until 5:00 p.m. on the meeting date. Members of the public may also participate by phone or through Zoom.

PARTICIPATE BY PHONE:

1. Email anguyen@hermosabeach.gov to be added to the speaker list. Please indicate which item you would like to speak on.
2. Dial-in to meeting:
 - Toll Free: 877-853-5257
 - Meeting ID: 893 8875 6805, then #
 - Participant ID: press # to bypass
3. ATTENDEES WILL BE MUTED UNTIL THE PUBLIC PARTICIPATION PERIOD IS OPENED. When you are called on to speak, press * 6 to unmute your line. Comments from the public are limited to 3 minutes per speaker.

Note: Your comments will become part of the official meeting record. You must provide your full name, but please do not provide any other personal information (i.e. phone numbers, addresses, etc) that you do not want to be published.

Public Works Commission agendas and staff reports are available for your review on the City's web site located at www.hermosabeach.gov.

1. Call to Order
2. Pledge of Allegiance
3. Roll Call
4. Approval of Action Minutes

A. July 15, 2020

Minutes were revised and approved per Commissioner Grethen's request. Commissioner Brittain motioned to approve the action minutes for July 2020. Seconded by Commissioner Dunbabin, the motion was approved and passed.

AYES: Dunbabin, Brittain, Grethen, Giancoli

NOES: None

ABSTAIN: None

ABSENT: Brown

5. Public Comment on Non-Agenda Items: None
6. Correspondence: None
7. Presentations

A. Measure W Funding Status Update – Douglas Krauss, Environmental Programs Manager

Environmental Programs Manager Douglas Krauss provided a summary of the upcoming projects involving Measure W, a law passed by voters in 2018 to increase taxes for storm water related projects. With Measure W, Los Angeles County anticipates acquiring \$300 million in proceeds annually to go towards projects increasing storm water capture and reducing urban runoff pollution, which may increase water supply, improve water quality, and provide community investment benefits. Of the total annual proceeds, 40% of the parcel tax based revenue is allocated to each city within the Los Angeles County Flood Control District. The City of Hermosa Beach received and adopted its first transfer agreement in July 2020 which noted the annual amount to be received as approximately \$160,000. The City must spend 70% of the funding per year to be in compliance with the measure's requirements. For its first year project, the City is joining the City of Torrance's Green Streets Project, which they applied for on behalf of the Cities of Torrance, Hermosa Beach Redondo Beach, and Manhattan Beach. In the City of Hermosa Beach, the construction of a green street shall occur on Hermosa Avenue, from Herondo Street to Fourth Street. As this is the first phase of the project, the City is contributing Measure W funds to the design of the project. Completion is projected for summer 2021. More updates are expected as the project progresses.

8. Items for Consideration

A. Proposed New Time for Future Public Works Commission Meetings

Recommendation:

It is recommended that the Public Works Commission consider:

1. Moving the start time for future Public Works Commission meetings from 7:00 PM to 6:00 PM.

Director Gibson brought forward for consideration a change of the start time for future PWC meetings to be aligned with City Council's decision to change their meetings from 7:00 PM to

6:00 PM. Commissioner Grethen expressed concern regarding the recommended time change given it might decrease the opportunity for public comment and engagement. Commissioner Giancoli added the time change is appropriate with current COVID-19 impacts and that many people are working from home. However, the time change should be revisited following the culmination of COVID-19 mandates to allow Commissioners and the public sufficient time to commute from work to City Hall or a place where they can join the meeting. Commissioner Dunbabin motioned to approve the proposition. Seconded by Chairperson Brown, the motion was approved and passed.

AYES: Dunbabin, Brittain, Brown, Giancoli

NOES: Grethen

ABSTAIN: None

ABSENT: None

B. Request to Remove and Replace Two Trees from the Public Right-of-Way at 845 4th Street

Recommendation:

It is recommended that the Public Works Commission consider:

1. A property owner requested to remove two (2) Mimosa trees fronting 845 4th Street and;
2. Accept the installation of four (4) new Zone III approved trees at approximately the same location.

The property owner's request to remove and replace the trees comes as part of a new development for 845 4th Street to be a single-family residence. In response to the City's new ordinance pertaining to the two to one tree replacement ratio, the property owner is proposing the removal and replacement of the 2 existing Mimosa trees with 4 new Lemon Bottle Brush Trees. The removal of the existing trees would address the damage these are causing to the existing sidewalk. American Arbor Care completed an assessment of the trees and recommended their removal. Commissioners Grethen and Dunbabin visited the site on their own time and agreed with the recommendation. Commissioner Giancoli requested information be provided to Commissioners regarding what happens to the trees after they are removed. Staff will provide an update to Commissioners regarding what happens to trees that are removed at the November 18, 2020 meeting. Commissioners recommended for future recommendations to remove and replace trees to include the location of the new trees. Commissioner Grethen motioned for the Public Works Commission to approve the request for the removal of the trees fronting the property at 845 4th Street and require the property owner to install at least 2 lemon bottlebrush trees at approximately the same location with any additional trees of the 4 required to be replaced that cannot be planted onsite to be planted elsewhere in the City as determined by Public Works staff. Seconded by Commissioner Dunbabin, the motion passed.

AYES: Dunbabin, Brittain, Brown, Grethen, Giancoli

NOES: None

ABSTAIN: None

ABSENT: None

9. Commissioners' Reports

Commissioner Dunbabin announced the City will issue a survey about the Clark Building to residents. The purpose of this survey is to gather information regarding who uses the site and how, as well as the number of people using it.

10. Monthly Reports

A. Monthly Activity Reports – June 2020, July 2020

Director Gibson provided a recap of the Monthly Activity Reports noting that permits continue to come in at a high rate. PW response rate service request continues to be high but noted that there has been a significant increase in trash, vandalism and graffiti primarily in our parks and beach areas. For example, the restrooms at the beach have undergone an increase in vandalism, which has resulted in increased Public Works activity to remove the graffiti, repair faucets and shower heads, and clear toilet clogs. In addition, due to reduced staff levels and crews being split into two different shifts, there has been an increase in cross training activities for Public Works Field Operations staff to ensure jobs are completed.

B. CIP Status with Verbal Updates

Above items are presented for information purposes only

Chairperson Brown inquired about the impacts COVID-19 has on the current fiscal year's budget. Director Gibson confirmed that the CIP budget has not been impacted thus far.

Director Gibson reviewed the CIP Status Report and discussed how the items are highlighted when a milestone has been achieved or if there has been a significant change to the project. Chairperson Brown inquired about the progress of the restroom renovations and expressed concern given the 2-year span of this project. Deputy City Engineer Rodriguez stated the project is in motion and is moving into the bidding phase.

11. Director's Verbal Updates

Director Gibson provided a summary of items Public Works Staff have been heavily involved with as a result of COVID-19. Some of these include the recent efforts for complete streets along Hermosa Avenue and Pier Avenue, the issuance of outdoor sidewalk and dining deck permits, plexi-glass installation in City offices, and new CDBG funding for a project to improve project ADA accessibility in the Police Department and Community Center. Staff is working with the Hermosa Beach Little League and Parks and Recreation Commission to install turf at the t-ball field prior to the start of the 2021 season.

12. Commissioner Items (Other Matters)

Commissioner Grethen introduced the idea of having a program by which trees that are removed can be planted at certain locations adjacent to residential properties. Residents who wish to participate in the program would then volunteer to care for the tree. Chairperson Brown supported the idea and encouraged the inclusion of community groups, such as the Garden Club. This item will be further considered at a future meeting.

13. Commissioner's Announcements: None

14. Adjournment



Staff Report

Staff Report

REPORT 20-0754

Honorable Mayor and Members of the Hermosa Beach City Council
Regular Meeting of November 24, 2020

**CAPITAL IMPROVEMENT PROGRAM STATUS REPORT
AS OF NOVEMBER 17, 2020**
(Public Works Director Marnell Gibson)

Recommended Action:

Staff recommends that the City Council receive and file the Capital Improvement Program Status Report as of November 17, 2020.

Number of Projects/Studies by Phase	# of Projects/Studies
Study/Conceptual Planning	9
Preliminary Design	14
Final Engineering Design	11
Project Approvals/ Bidding	1
Construction	1
Closeout	2
<i>Total Projects</i>	<i>31</i>
<i>Total Studies</i>	<i>7</i>

Number of Projects/Studies by Completion Timeline	# of Projects/Studies
1 - Complete by end of FY 19-20	10
2 - Complete in FY 20-21	8
3 - 3 years to completion	0
4 - 5 years to completion	0
5 - TBD	18
Projects/Studies Complete	2
<i>Total Projects</i>	<i>31</i>
<i>Total Studies</i>	<i>7</i>

Staff Report

REPORT 20-0754

Number of Projects/Studies by Category	<i># of Projects/Studies</i>
Street & Highway Improvements	10
Sewer & Storm Drain Improvements	6
Park Improvements	2
Public Building & Ground Improvements	20
<i>Total Projects</i>	<i>31</i>
<i>Total Studies</i>	<i>7</i>

Number of Projects/Studies by Manager	<i># of Projects/Studies</i>		
	<i>Lead</i>	<i>Support</i>	<i>Total</i>
Lucho Rodriguez	6	0	6
Reed Salan	0	0	0
Romany Basilyous	8	0	8
Andrew Nguyen	7	2	9
Doug Krauss	2	1	3
Leeanne Singleton	2	0	2
Kelly Orta	2	0	2
TBD	12	0	12
<i>Total Projects/Studies</i>	<i>38</i>		

Attachments:

Capital Improvement Program Status Report as of November 17, 2020.

Respectfully Submitted by: Marnell Gibson, Public Works Director

Approved: Suja Lowenthal, City Manager

Project Category	CIP No.	Project Name	Project Budget	Project Manager	Study/Conceptual Planning	Preliminary Design	Final Engineering Design	Project Approvals/Bidding	Construction	Closeout	Tentative Date to Next Milestone/ Update	Estimated Project Completion Date	Current Project Status	Project Description
SH	102	Bus Stops Improvements	\$ 900,000	Romany Basilyous		X					Complete Preliminary Design - 3/21	12/21	Preliminary Design.	This project will improve bus stops throughout the City. These improvements will include Americans with Disabilities Act (ADA) accessible curb ramps, concrete bus pads, crosswalk, striping improvements, furnishing, and other general improvements within direct vicinity of the bus stops.
SH	143	PCH Mobility Improvement Project	\$ 541,680	Lucho Rodriguez	X						TBD	TBD	On Hold. Study/Conceptual Planning. Staff in conversation with Cal Trans, Metro and Council of Governments for funding possibilities.	This project would retain the existing number of lanes including north and south bound flex lanes and maintain lane widths of ten (10) feet, and flex lanes of twelve (12) feet with zero (0) feet shoulders. Collectively, the improvements will address existing, near-term, and long-range future traffic conditions along this corridor by improving intersection operations, reducing instances of unsafe turning movements, create a safe and more comfortable environment for pedestrians and transit riders, and improving the efficient movement of vehicles along the corridor.
SH	164	Hermosa Avenue Green Street	\$ 140,000	Romany Basilyous		X					Complete Preliminary Design - 9/21	TBD	Preliminary Design. Preparation of plans and specifications by consultant (CWE) through grant managed by City of Torrance. This project is also part of Study 103.	The project will design and implement Low Impact Development (LID) and green infrastructure on Hermosa Ave from 4th Street to Herondo Avenue, which will include a variety of green street design elements. This project is part of Study 103 Sea Level Rise Risk Assessment Grant recipient for preliminary design. This project is also part of a multicity green street project lead by City of Torrance.
SH	186	Street Improvements - Various Locations	\$ 1,609,000	Romany Basilyous			X				Complete Final Engineering Design - 11/20	06/21	Final Engineering Design. Finalizing plans and specifications in house.	This project provides for pavement rehabilitation of streets at various locations. The project will also repair/replace deteriorated portions of sidewalk, curb and gutter, and curb ramps. This project also includes the resurfacing of 24th Street between Valley Drive and Park Avenue. The scope of work includes the construction of curb and gutter as needed to correct street drainage deficiencies as well as lowering of public utilities (by utility companies) to standard depth to permit the proper street construction. This work will be performed following the sewer and storm drain repairs identified in the Sewer and Drainage Master Plans. Project will be bided out together with Project 190.
SH	188	Strand Bikeway and Walkway Improvements at 35th Street	\$ 10,000	TBD	X						TBD	TBD	Part of Study 103 Sea Level Rise Risk Assessment Grant. Request for Proposals advertising in December.	This project would provide improved accessibility and connectivity for bicyclists travelling between the Cities of Hermosa Beach and Manhattan Beach via The Strand at 35th Street. The project will also consider the addition of a dedicated ADA path to provide greater ADA accessibility to The Strand. This project is part of Study 103 Sea Level Rise Risk Assessment Grant recipient for preliminary design.
SH	190	Annual Street Improvements	\$ 200,000	Romany Basilyous			X				Complete Final Engineering Design - 11/20	06/21	Final Engineering Design. Finalizing plans and specifications in house.	This project provides for pavement rehabilitation of streets at various locations. The project will also repair/replace deteriorated portions of sidewalk, curb and gutter, and curb ramps. This work will be performed following the sewer and storm drain repairs identified in the Sewer and Drainage Master Plans. Project will be combined with Project 186.
SH	191	Annual Street Improvements	\$ 50,000	TBD		X					TBD	TBD	Preliminary Design. Pending staff availability.	This project provides for pavement rehabilitation of streets at various locations. The project will also repair/replace deteriorated portions of sidewalk, curb and gutter, and curb ramps. This work will be performed following the sewer and storm drain repairs identified in the Sewer and Drainage Master Plans.
SH	192	Annual Striping Improvements (NEW)	\$ 100,000	TBD		X					TBD	TBD	Preliminary Design. Pending staff availability.	This project provides traffic striping, markings, and signage improvements and modifications throughout the City at various locations to improve safety and visibility. This project will help address needed thermoplastic striping which the City is not capable of installing directly.
SH	193	Pedestrian Crossing Safety Improvements (NEW)	\$ 450,000	Andrew Nguyen		X					TBD	TBD	Preliminary Design. Pending staff availability.	This project will implement rectangular rapid flashing beacons and other measures at several uncontrolled pedestrian crossings on Hermosa Avenue at 4th, 6th, 19th, 24th, 25th Streets, and at Herondo Street and Monterey Blvd. and the crossing in front of Clark Building on Valley Drive.

Categories:
SH = Street/Highway
SSD = Sewer/Storm Drain
PI = Parks
PBG = Public Building and Ground

Project Category	CIP No.	Project Name	Project Budget	Project Manager	Study/Conceptual Planning	Preliminary Design	Final Engineering Design	Project Approvals/Bidding	Construction	Closeout	Tentative Date to Next Milestone/ Update	Estimated Project Completion Date	Current Project Status	Project Description
SSD	417	Annual Storm Drain Improvements - Various Locations	\$ 2,044,966	Romany Basilyous			X				Complete Final Engineering Design - 12/20	06/21	Final Engineering Design. On-call design firm finalizing plans and specifications.	Storm drain improvements throughout the City. Locations will be as identified and prioritized per the Storm Drain Master Plan. Projects will address deficiencies, ponding, and repairs as well as where new storm drains are needed citywide. This project will also address operational deficiencies at the outfall structures at 18th Street and 19th Street. Improvements include for design and construction activities on an annual basis. Project to be bided out together with Project 422.
SSD	419	Storm Drain Pipe Screens	\$ 120,000	Romany Basilyous					X		Complete Construction - 12/20	12/20	Construction. Obtaining permits from LA County. Construction to be completed by December.	The City has revised its strategy for addressing the Santa Monica Bay Debris Total Maximum Daily Load (TMDL) using State Board-approved full capture devices or systems to achieve 100% reduction of trash from the Municipal Separate Storm Sewer System (MS4). The City will install approximately 160 screen assemblies inside various storm drain catch basins throughout the City, in front of the outlet pipe, preventing debris from entering the storm drain system. They City has installed approximately 120 screens previously.
SSD	421	Annual Sewer Improvements	\$ 2,210,783	Andrew Nguyen			X				Complete Final Engineering Design - 1/20	06/21	Final Engineering Design. On-call design firm finalizing plans and specifications.	This project includes design and construction of sewer improvements and repairs based on the Sewer Master Plan.
SSD	422	Annual Storm Drain Improvements	\$ 500,000	Romany Basilyous			X				Complete Final Engineering Design - 12/20	06/21	Final Engineering Design. On-call design firm finalizing plans and specifications.	Storm drain improvements throughout the City. Locations will be as identified and prioritized per the Storm Drain Master Plan. Projects will address deficiencies, ponding, and repairs as well as where new storm drains are needed citywide. This project will also address operational deficiencies at the outfall structures at 18th Street and 19th Street. Improvements include for design and construction activities on an annual basis. Project will be bid out together with Project 417.
SSD	423	Annual Sewer Improvements	\$ 250,000	Andrew Nguyen		X					TBD	TBD	Preliminary Design. Pending staff availability.	This project includes design and construction of sewer improvements and repairs based on the Sewer Master Plan.
SSD	424	Annual Storm Drain Improvements	\$ 250,000	TBD		X					TBD	TBD	Preliminary Design. Pending staff availability.	Storm drain improvements throughout the City. Locations will be as identified and prioritized per the Storm Drain Master Plan. Projects will address deficiencies, ponding, and repairs as well as where new storm drains are needed citywide. This project will also address operational deficiencies at the outfall structures at various locations. Improvements include for design and construction activities on an annual basis.
PBG	601	Prospect Avenue Curb Ramps	\$ 63,710	Andrew Nguyen			X				Complete Final Engineering Design - 1/20	06/21	Final Engineering Design. Finalizing plans and specifications.	This project provides improvements and relocation of sidewalks, curb ramps and obstructions along Prospect Avenue in order to comply with the Americans with Disabilities Act (ADA) and meet the latest Federal Standards. Project to be bided out together with Project 698.
PBG	602	City Wide ADA Improvements (NEW)	\$ 50,000	TBD		X					TBD	TBD	Preliminary Design. Pending staff availability.	This project provides improvements city wide in order to comply with the Americans with Disabilities Act (ADA) and meet the latest Federal Standards along with the City's Transition Plan being developed.
PBG	608	Downtown Lighting Improvements	\$ 60,000	TBD		X					TBD	TBD	Preliminary Design. Pending staff availability.	This project will improve safety, security and ambiance in the downtown area through lighting improvements as determined by the Downtown Security Assessment Report.
PBG	609	Downtown Strategic Plan Implementation	\$ 468,161	Andrew Nguyen			X				Complete Final Engineering Design - 12/20	02/21	Final Engineering Design. Preparing plans and specifications for Pier Plaza catenary lights and light dimming units.	The purpose of this project is to mitigate safety concerns with lighting improvements for the City's downtown area. This project will install catenary lights and dimming units on Pier Plaza.
PBG	615	New Corporate Yard Facilities	\$ 1,313,498	Doug Krauss Lucho Rodriguez		X					Complete Preliminary Design - 12/20	12/21	Preliminary Design. Environmental consultant preparing studies to respond to County's comments.	This project is for the design and construction of a new city yard. Construction will be done in two phases. Phase 1 to include one metal prefabricated building to house a new mechanic, paint/sign shop and contracted services. New wash down station area. Phase 2 to include demolition of existing buildings. Construction of new administration building. General yard improvements (fencing, landscaping, drainage).
PBG	629	Municipal Pier Structural Assessment and Repairs	\$ 413,075	Lucho Rodriguez			X				Complete Final Engineering Design - 12/20	12/21	Final Engineering Design. Next steps are to submit to Costal Commission for approval in conjunction with CIP 660	Repairs of the municipal pier structural elements including the piles, pile caps, deck and the lifeguard storage room.
PBG	660	Municipal Pier Electrical Repairs	\$ 535,184	Lucho Rodriguez			X				Complete Final Engineering Design - 12/20	12/21	Final Engineering Design. Next steps are to submit to Costal Commission for approval in conjunction with CIP 660	The pier electrical repairs will involve the replacement of existing conduit, junction boxes, connections and wiring so that the lights can be functional. The project will also eliminate the service box towards the end of the pier and create a new service connection point for the foghorn at the end of the pier. This project will also include the replacement of the bollard lighting at the pier with new LED lighting fixtures.
PBG	669	City Park Restrooms and Renovation	\$ 1,545,620	Lucho Rodriguez				X			Complete Project Approvals/Bidding - 12/20	12/21	Project Approvals/Bidding. Plans received from designer . Advertising for construction bids in December.	This project consists of construction of new ADA compliant restrooms at Forts Lots-of-Fun, Seaview Parkette, South Park, and Clark Field. This project also plans to renovate existing restrooms at South Park and Clark Field.

Categories:
SH = Street/Highway
SSD = Sewer/Storm Drain
PI = Parks
PBG = Public Building and Ground

Project Category	CIP No.	Project Name	Project Budget	Project Manager	Study/Conceptual Planning	Preliminary Design	Final Engineering Design	Project Approvals/Bidding	Construction	Closeout	Tentative Date to Next Milestone/ Update	Estimated Project Completion Date	Current Project Status	Project Description
PBG	672	Council Chamber Audiovisual Improvements	\$ 310,638	Romany Basilyous					X		12/20	12/20	Construction period extended due to additional scope.	Project will replace audio visual equipment in the Council Chambers including additional enhancements such as Video Wall Solution (110" seamless sidewall display) and 55" lobby overflow display.
PBG	682	Parking Lot D Improvements	\$ 663,655	Doug Krauss			X				Complete Final Engineering Design - 4/21	03/22	Final Engineering Design. Construction pending California Coastal Conservancy Board approval of grant in April 2021.	The project will install a rapid electric vehicle charging station, expand bicycle parking and capture and treat storm water run-off from road and parking surfaces.
PBG	684	Emergency Operations Center (EOC) Renovations	\$ 192,880	TBD		X					TBD	TBD	Preliminary Design. Pending staff availability.	This project will add restrooms to the EOC and renovate the adjacent room for future EOC uses. The EOC is located within a building designated as a historical building, which will require a Certificate of Appropriateness to complete the repairs. This project will be completed in two phases. Phase 1 includes restroom construction including flooring, lighting, wall and ceiling repairs, painting, new plumbing, and installing fixtures. Phase 2 includes complete room renovation including new flooring, ceiling, lighting, furnishings, and relocation of Emergency System IT equipment, including a new switch, 2 UPC batteries, and firewall to support the EOC. Security Improvements to include new key fob locking systems.
PBG	689	Clark Building Renovations	\$ 420,072	Lucho Rodriguez		X					Complete Preliminary Design - 12/20	12/21	Preliminary Design. On-call consultant preparing conceptual design. Gathering community input.	The project proposes: 1. Design, Operational Review 2. Kitchen Remodel - including new commercial appliances, sinks, countertops, lighting, tile, flooring, doors and ADA upgrades. 3. Restrooms Remodel - including new flooring, fixtures, stalls, sinks, toilets, lighting, and ADA upgrades. Electrical, plumbing, sewer line upgrades. 4. Install new Heating, ventilation, and air conditioning. 5. Acoustic panels and new lighting throughout ballroom area. 6. ADA upgrades to entrance building entrance points.
PBG	692	14th Street Beach Restroom Rehabilitation	\$ 1,000,000	TBD	X						TBD	TBD	Study/Conceptual Planning.	This project proposes to construct a new restroom facility which includes replacement of the entire building; restrooms; appurtenant plumbing; ADA improvements for compliance. This project will also include the replacement of the existing sewer lift station components which includes 2 submersible pumps; motor control panel; associated plumbing; addition of telemetry for condition/outage notifications.
PBG	695	Parking Lot A Improvements	\$ 632,260	TBD		X					TBD	TBD	Preliminary Design. Secure design services to prepare plans and specifications.	This project will consist of upgrading Parking Lot A to meet ADA standards, with improvements including: • New layout to maximize parking capacity and improve circulation. • Consideration of the layout of parking spaces on 11th Street and explore incorporating 11th Street parking spaces into the Lot A pay station system. • New surfacing and lighting. • New trash enclosures adjacent to commercial buildings and removal of the trash enclosure and joint compactor. • Low impact development elements including permeable pavers and landscaping. Coastal Commission permits will be required.
PBG	696	Police Station Improvements	\$ 33,000	TBD		X					TBD	TBD	Preliminary Design. Pending staff availability.	The Police Station is in need of improvements including increased security measures and improvements to report writing room and evidence and property room. The restrooms in the basement of the Police Station are in need of improvements.
PBG	698	ADA improvements	\$ 120,000	Andrew Nguyen			X				Complete Final Engineering Design - 1/20	06/21	Final Engineering Design. Finalizing plans and specifications.	The project proposes: Improvements and relocation of sidewalks, curb ramps and obstructions along Prospect Avenue in order to follow the Americans with Disabilities Act (ADA) and meet the latest Federal Standards. Project to be bid out together with Project 601.

Project Category	CIP No.	Project Name	Project Budget	Project Manager	Study/Conceptual Planning	Preliminary Design	Final Engineering Design	Project Approvals/Bidding	Construction	Closeout	Tentative Date to Next Milestone/ Update	Estimated Project Completion Date	Current Project Status	Project Description
SH	101	Hermosa Avenue Greenwich Village Street Realignment (STUDY)	\$10,000	TBD	X						TBD	TBD	Study/Conceptual Planning. Pending staff availability. This study is also part of Study 103.	This study will evaluate potential improvements at the intersections of: • Hermosa Avenue and Greenwich Village; and • Manhattan Avenue and Greenwich Village/27th Street The study will evaluate opportunities improve the flow and visibility for pedestrian, bikes, and vehicles at the two intersections. This study is part of Study 103 Sea Level Rise Risk Assessment Grant recipient for preliminary design.
PBG	103	Sea Level Rise Risk Assessment (NEW) (STUDY)	\$279,058	Leeanne Singleton	X						Complete Study/Conceptual Planning - 6/21	09/21	Study/Conceptual Planning. Request for Proposals advertising in December.	This study will assess the risk of sea level rise in three areas along Hermosa Avenue, 35th Street, Greenwich Village, and 4th Street to Herondo Avenue. It incorporates three other projects. Project 164 Hermosa Avenue Green Street, Project 188 Strand Bikeway and Walkway Improvements at 35th Street, and Study 101 Hermosa Avenue Greenwich Village Street Realignment.
PI	538	Citywide Park Master Plan (STUDY)	\$215,475	Leeanne Singleton	X						TBD	TBD	Study/Conceptual Planning.	The City is seeking to prepare a Parks Master Plan that achieves the following goals: • Engages the community and local recreational organizations in a dialogue about parks and open space resources in Hermosa Beach; • Identifies the current demand/utilization and the future/evolving parks and recreational facility needs for the Hermosa Beach community; • Leverages the vision and goals of the recently adopted General Plan and the Community Decision-Making Tool; • Identifies an appropriate balance between organized and informal recreational activities at the City's parks and open spaces; • Serves as a dynamic useful planning and implementation document that enjoys broad community and political support; • Provides a comprehensive strategy to maintain, rehabilitate and improve the City's network of parks, facilities, and open space assets, including current unfunded park and recreational opportunities; • Evaluates the effective use of the City's financial and physical resources and opportunities to fund implementation of the recommendations in the Master Plan.
PI	544	Greenbelt Accessible Path Assessment (STUDY)	\$10,000	TBD	X						TBD	TBD	On Hold. Secure design services to prepare a conceptual design/feasibility of a path on the Green Belt.	Determine the feasibility of installing an ADA surface path on the Greenbelt to provide a firm, natural looking and permeable path that increases accessibility for the disabled and boosts accessibility for all.
PBG	668	Library Community Needs Assessment (STUDY)	\$42,522	Kelly Orta	X						TBD	TBD	On Hold. On hold until funding opportunities become available for a new or renovated library facility.	Phase II consists of preparation of conceptual designs and estimates for: • Keeping the city's library at its current location, to include: Renovation and expansion of existing building or adding a second floor to the existing building (before preparation of renovation schemes for the existing building, the structural condition must be assessed to make sure that the building is not beyond its useful life); Construction of a two (2) story library building at the existing location; or • Construction of a new library at a new site • Relocation of "Friends of the Library" from Bard Street to a more appropriate location. Funding is reimbursed to the City through the Library's Excess Operating Funds through agreement with the LA County Library. Other funding options will be explored.
PBG	693	Community Theater Needs Assessment (STUDY)	\$79,295	Kelly Orta						X	Closeout	Closeout	Closeout. Assessment report has been completed.	This needs assessment will include an analysis and conceptual cost estimates of two scenarios: a. A major renovation of the Community Theatre to transform it into a regional performing arts center; and b. A conservative renovation to upgrade the Community Theatre, taking into consideration its current users and maintaining the community focus of the facility. Market trends for similar and/or other theaters will also be included.
PBG	694	Parking Structure (Lot C) Structural Assessment (STUDY)	\$40,000	Andrew Nguyen	X						Complete Final Engineering Design - 11/20	12/20	Study/Conceptual Planning. On-call consultant preparing assessment of parking structure.	Prepare a structural assessment report for the parking structure, to analyze cracks in walls and decks.



City of Hermosa Beach

City Hall
1315 Valley Drive
Hermosa Beach, CA 90254

Staff Report

Staff Report

REPORT 20-0745

**Honorable Mayor and Members of the Hermosa Beach City Council
Regular Meeting of November 24, 2020**

PLANNING COMMISSION TENTATIVE FUTURE AGENDA ITEMS
(Community Development Director Ken Robertson)

Recommended Action:

Staff recommends that the City Council receive and file the December 15, 2020 Planning Commission tentative future agenda items.

Attachments:

Planning Commission December 15, 2020 Tentative Future Agenda

Respectfully submitted by: Ken Robertson, Community Development Director

Approved: Suja Lowenthal, City Manager

Tentative Future Agenda

PLANNING COMMISSION
City of Hermosa Beach

December 15, 2020

Regular Meeting

6:00 P.M.

Project Title	Public Notice	Meeting Date
⇒ 1101 Aviation Boulevard – Conditional Use Permit Amendment for Spumoni Trattoria & Pizzeria	12/3/20	12/15/20
⇒ 160 Lyndon Street – Conditional Use Permit Amendment for an existing condominium	12/3/20	12/15/20
⇒ Introduction to Housing Element Update	n/a	12/15/20

Upcoming and Pending Projects
⇒ 911 1 st Street – Zone and General Plan Amendment, Precise Development Plan and Planned Unit Development for multiple unit condominium project
⇒ City Yard – Precise Development Plan, Conditional Use Permit, and Environmental Review



City of Hermosa Beach

City Hall
1315 Valley Drive
Hermosa Beach, CA 90254

Staff Report

Staff Report

REPORT 20-0744

**Honorable Mayor and Members of the Hermosa Beach City Council
Regular Meeting of November 24, 2020**

**ACTION SHEET OF THE PLANNING COMMISSION
MEETING OF NOVEMBER 17, 2020**

Recommended Action:

Staff recommends that the City Council receive and file the action sheet of the Planning Commission meeting of November 17, 2020.

Attachments:

Action Sheet of the November 17, 2020 Planning Commission meeting

Approved: Ken Robertson, Community Development Director

Noted: Suja Lowenthal, City Manager



City of Hermosa Beach

City Hall
1315 Valley Drive
Hermosa Beach, CA
90254

Action Minutes - Draft

Planning Commission

Chair
Rob Saemann

Vice Chair
Marie Rice

Commissioners
David Pedersen
Stephen Izant
Peter Hoffman

Tuesday, November 17, 2020

6:00 PM

Council Chambers (Virtually)

THIS MEETING IS HELD PURSUANT TO EXECUTIVE ORDER N-29-20 ISSUED BY GOVERNOR GAVIN NEWSOM ON MARCH 17, 2020. ANY OR ALL PLANNING COMMISSION MEMBERS MAY ATTEND AND PARTICIPATE BY TELECONFERENCE/VIRTUAL MEETING. MEMBERS OF THE PUBLIC MAY PARTICIPATE BY TELECONFERENCE.

- 1. Call to Order**
- 2. Pledge of Allegiance**
- 3. Roll Call**

Present: 5 - Chair Rob Saemann, Vice Chair Marie Rice, Commissioner David Pedersen, Commissioner Stephen Izant, and Commissioner Peter Hoffman

Absent: 0

Also Present Remotely: Patrick Donegan, Assistant City Attorney
Christy Teague, Senior Planner
Yuritzzy Randle, Assistant Planner
Landon Phillips, Lieutenant
Bob Rollins, Building & Code Enforcement Official

- 4. Oral / Written Communications**

Section I

CONSENT CALENDAR

5. [REPORT](#) Approval of the October 20, 2020 Planning Commission Action Minutes
[20-0728](#)

Attachments: [October 20, 2020 Planning Commission action minutes](#)

ACTION: Motion by Vice Chair Rice and seconded by Commissioner Hoffman to approve the October 20, 2020 action minutes as presented. The motion carried by the following vote:

Aye: 5 - Chair Saemann, Vice Chair Rice, Commissioner Pedersen, Commissioner Izant, and Commissioner Hoffman

Absent: 0

6. Resolution(s) for Consideration - None

Section II

HEARING

7. [REPORT](#) Receive Tri-Annual Report for On-Sale Alcoholic Beverage Conditional
[20-0735](#) Use Permits

Attachments: [1. Process and Standards, updated 2019](#)
[2. Police/ABC Report for this period - UPDATED 11/17/20](#)
[3. Police/ABC Report for last period](#)
[4. Police Statistics for this period - UPDATED 11/17/20](#)
[5. Police Officer Checks for this period](#)
[6. Code Enforcement Data for this period](#)
[7. Code Enforcement Data for last period](#)

ACTION: Motion by Vice Chair Rice and seconded by Commissioner Hoffman to receive and file the report as presented. The motion carried by the following vote:

Aye: 5 - Chair Saemann, Vice Chair Rice, Commissioner Pedersen, Commissioner Izant, and Commissioner Hoffman

Absent: 0

Section III

PUBLIC HEARING

8. [REPORT](#) Information Only: Public Hearing Notices and Project Zoning Map
[20-0729](#)

Attachments: [1. Public Notices](#)
[2. Project Zoning Map](#)

9. [REPORT 20-0734](#) Parking Plan 20-4 request to allow medical clinic/office uses at an existing multi-tenant commercial building (Pacific Plaza Offices) located at 2200 Pacific Coast Highway based on use of up to 40 shared parking spaces with 2420 Pacific Coast Highway (Hope Chapel); and determination that the project is categorically exempt from the California Environmental Quality Act (CEQA).

Attachments: [1. Draft Parking Plan Resolution of Approval](#)
[2. Applicant Submittal- Request Letter, Plans, Parking Study, Shared Parking Easement, Tenant Roster, and Photos](#)
[3. Applicant Supplemental Memo Clarifying Parking Space Adjustments Over Time](#)
[4. 2200 PCH City Response Letter Re Medical Clinics and Parking](#)
[5. Planning Commission Resolution 81-26 \(Current CUP\)](#)
[6. Public Notice Poster Verification](#)
[7. Radius Map](#)

Chair Saemann and Commissioner Pedersen recused themselves.

Attending remotely to speak: Brandon Straus, David Pedersen, and Bryan Barnes.

ACTION: Motion by Commissioner Hoffman and seconded by Commissioner Izant to continue the public hearing to a future meeting. The motion carried by the following vote:

Aye: 3 - Vice Chair Rice, Commissioner Izant, and Commissioner Hoffman

Absent: 0

Recused: 2 - Chair Saemann, and Commissioner Pedersen

10. [REPORT 20-0731](#) TA 20-3 - Consideration of to Section 17.42.190 of the Hermosa Beach Municipal Code regarding the City's Limited Live Entertainment Permit pilot program, and determination that the project is categorically exempt from the California Environmental Quality Act.

Attachments: [1. Resolution and Ordinance](#)
[2. Link to October 20, 2020 Planning Commission Meeting](#)
[3. Link to September 18, 2018 Planning Commission Meeting](#)
[4. Planning Commission Resolution 18-25 September 18, 2018](#)
[5. Link to October 23, 2018 City Council Meeting](#)
[6. Ordinance 18-1388 Approved October 23, 2018](#)

ACTION: Motion by Commissioner Hoffman and seconded by Commissioner Pedersen to adopt the resolution, as presented, recommending the City Council approve Text Amendment 20-3 to the Hermosa Beach Municipal Code, Chapter 17.42, Section 17.42.190, to continue the City's Limited Live Entertainment Pilot Program for two additional years, and determination that the project is categorically exempt from the California Environmental Quality Act. The motion

carried by the following vote:

Aye: 5 - Chair Saemann, Vice Chair Rice, Commissioner Pedersen, Commissioner Izant, and Commissioner Hoffman

Absent: 0

Section IV

11. Staff Items

- a. [REPORT 20-0727](#) Planning Commission review and consideration of initiation of text amendments to Section 17.08.020 of the Hermosa Beach Municipal Code regarding "Home Occupations" (home-based businesses) in residential zones.

Attachments: [Hermosa Beach Municipal Code Section 17.08.020](#)

b. **Verbal report on City Council actions**

c. **Verbal status report on major Planning projects**

- d. [REPORT 20-0732](#) December 15, 2020 Planning Commission Tentative Future Agenda Items

Attachments: [Planning Commission December 15, 2020 Tentative Future Agenda](#)

ACTION: Motion by Vice Chair Rice and seconded by Chair Saemann to receive and file the December 15, 2020 tentative future agenda. The motion carried by the following vote:

Aye: 5 - Chair Saemann, Vice Chair Rice, Commissioner Pedersen, Commissioner Izant, and Commissioner Hoffman

Absent: 0

12. Commissioner Items

13. Adjournment

The meeting was adjourned at 8:44 PM.



City of Hermosa Beach

City Hall
1315 Valley Drive
Hermosa Beach, CA 90254

Staff Report

Staff Report

REPORT 20-0748

**Honorable Mayor and Members of the Hermosa Beach City Council
Regular Meeting of November 24, 2020**

SOUTH BAY WORKFORCE INVESTMENT BOARD QUARTERLY SUMMARY

Recommended Action:

Staff recommends that the City Council receive and file the Quarterly Summary from the South Bay Workforce Investment Board (SBWIB).

Attachments:

SBWIB 1st Quarter Report for Program Year 2020-2021

Submitted by: Chris Cagle, SBWIB Regional Affairs Manager

SOUTH BAY WORKFORCE INVESTMENT BOARD
11539 Hawthorne Blvd., Suite 500, Hawthorne, CA 90250
Office 310-970-7700; Fax 310-970-7712

Quarterly Summary of the
October 15, 2020 South Bay Workforce Investment Board of Directors
Meeting
Hermosa Beach

This report summarizes the October 15, 2020, South Bay Workforce Investment Board's (SBWIB) meeting activities and program accomplishments during the 1st Quarter of Program Year 2020-2021. As you are aware, the South Bay WIB is comprised of representatives from the eleven participating cities of Hermosa Beach, Redondo Beach, Lawndale, El Segundo, Inglewood, Carson, Manhattan Beach, Torrance, Hawthorne, Lomita and Gardena for the delivery of employment and training services through its One-Stop Business and Career Centers.

*The South Bay Workforce Investment Board's 25th Annual Awards Ceremony was held virtually on October 28th at 3:00 p.m. The Awards Ceremony celebrated the outstanding accomplishments of the workforce development community during the past year and honored employers, training providers and graduates of job and career training programs. President James Limbaugh of West Los Angeles College and President Dena Maloney of El Camino College were honored for their outstanding commitment in providing support and education that benefits the South Bay community. During the Ceremony, the SBWIB also recognized one former participant from the City of Hermosa Beach.

*COVID-19's Impact on Services – The SBWIB operates four One-Stop Business & Career Service Centers located in Torrance, Inglewood, Gardena and Carson. For the safety of the public and to reduce the number of people in close proximity, the One-Stop Centers continue to offer services virtually or in-person by appointment only. Complete cleaning and sanitizing at all South Bay WIB locations is ongoing and aligned with public safety priorities. The South Bay One-Stop Business & Career Centers are assisting about 20-30 laid-off workers daily during the hours of 8:00 a.m. – 11:00 a.m. with applying for unemployment insurance benefits. Recruitments, workshops, orientation/info sessions, case management, and career pathway counseling are provided virtually. Many clients are being assisted with crossing over in their short-term vocational training programs from the traditional seat-based instruction to

distance learning platforms. The Job Development team also conducts recruitment fairs via Zoom and continue to screen and refer applicants to essential service employers that are in desperate need of employees.

*Last quarter, the SBWIB received a total of 32 WARN notices from South Bay-based employers indicating that 5,119 individuals were being laid off due to the novel coronavirus. The SBWIB's Rapid Response team reached out to the employers and offered to provide webinars to assist with the layoffs. The webinars covered services offered at the America's Job Centers of California, unemployment insurance, healthcare options, and financial services. The Rapid Response team will continue to provide webinars and virtual assistance to the employer and the dislocated workers.

*One of the SBWIB's goals is to continue providing essential services to support students, educational partners, and parents. The SBWIB has taken a number of steps to ensure youth have access to the resources needed to prosper amid a pandemic including assistance with navigating virtual platforms and completing online school assignments. Last quarter, the Virtual Learning Ambassadors program was launched to assist South Bay School Districts that are providing instruction and supportive services virtually. Under this program, high school students are paid to support K-12 students, teachers, and parents with adapting to a virtual presence during COVID-19. The Virtual Learning Ambassadors (VLA) are paid student interns ages 16-24. The VLAs receive 20 hours of paid training on several online platforms such as Google Classroom, Canvas, Schoology, Edgenuity, Google Meets, Acellus Learning Accelerator, Zoom, and more online or in-person at the SBWIB's Hawthorne Teen Center, Inglewood Teen Center, or YouthBuild site. The VLAs receive up to \$1,500 of paid work experience for delivering a minimum of 120 hours of virtual services.

*During the first quarter, the South Bay One-Stop Business & Career Centers successfully launched a Certified Nursing Assistant (CNA) training program in response to emerging workforce needs for healthcare professionals statewide as a result of COVID-19. The training program was designed based on guidelines provided by the California Department of Public Health which will allow the students to quickly transition into employment opportunities to meet the growing demands of the healthcare sector. The first cohort included 11 individuals laid off due to the coronavirus, they are scheduled to complete the training next quarter.

*The SBWIB has enrolled a total of 39 individuals in the statewide NDWG Employment Recovery grant. Under this program, 177 displaced workers will be provided with job training and placement services. California Employment Development Department (EDD) awarded the South Bay WIB the NDWG Employment Recovery grant to assist workers displaced as a result of the COVID-19 pandemic.

*Last quarter, the South Bay WIB enrolled 12 new dislocated workers into the Emergency Additional Assistance Grant making the overall enrollment total 88. Under this grant, 180 veterans and dislocated workers are provided with job training and placement services that include on-the-job-training, and enrollment into an apprenticeship or pre-apprenticeship program. So far, 14 individuals out of the 88 enrolled have exited with employment.

*The Torrance Business and Career Center exited 4 Hermosa Beach residents with employment during the 1st quarter.

*In the last quarter, the Torrance One-Stop was successfully able to enroll 3 Hermosa Beach residents in the adult and dislocated worker programs.

*The SBWIB's Bio-Flex initiative is an innovative project to develop pre-apprenticeship and registered apprenticeship career pathways for the Bioscience industry. Last quarter, the Department of Industrial Relations' Division of Apprenticeship Standards approved the Bio-manufacturing Technician and Biomedical Equipment Technician occupations. The occupations were approved by the Department of Labor prior to being submitted to the Department of Industrial Relations. Participants will be enrolled into these apprenticeship programs once the occupations are listed on the State of California's Eligible Training Provider List and registered with the California Department of Veterans Affairs.

*In August, the South Bay WIB enrolled the first two apprentices in the Bio-Flex Pre-Apprenticeship Program under the Accelerator 7.0 grant. The SBWIB has a goal of enrolling a total of 25 apprentices into the Bio-Flex Pre-Apprenticeship Program by March 31, 2021. Enrollees receive work readiness training through the SBWIB's Blueprint for Workplace Success curriculum prior to being matched with an employer for 120 hours of paid work experience. The two apprentices enrolled during the 1st quarter completed their paid work experience at the Oak Crest Institute of Science. After the completion of the paid work experience one student

decided to pursue higher education, while the other was offered a full-time position with the Oak Crest Institute of Science. A larger cohort of high school students throughout Los Angeles County will be enrolled into the Bio-Flex Pre-Apprenticeship Program next quarter.

*The South Bay Workforce Investment Board serves as the lead and fiscal agent under the State of California's Prison to Employment (P2E) initiative on behalf of the seven Workforce Development Boards in Los Angeles County. The P2E program will provide employment and job placement services to over 700 formerly incarcerated individuals over a two-year period. This past quarter, the region successfully enrolled 113 individuals in the P2E program.

*During the first quarter, the South Bay One-Stop Business & Career Center held a virtual recruitment fair during the 1st quarter for Enagic. Over 57 job seekers from the Cities of Hermosa Beach, Redondo Beach, Torrance, Lomita and Manhattan Beach were in attendance.

*The SBWIB's YouthBuild career pathway program provides a seamless progression from education to work-based training that includes classroom instruction and occupational skills training in construction building trades at approved work sites. YouthBuild Charter School of California provides the academic skills curriculum and Habitat for Humanity manages the housing construction or rehabilitation project sites. The program is open to at-risk out-of-school youth ages 16-24. Applications are currently being accepted for enrollment into this program, please contact the YouthBuild site at (310) 225-3060 for additional information.

*Our 1st quarter totals reflect 8,292 visits to our South Bay One-Stop Business and Career Centers of which 2,148 visited the Torrance One-Stop, where Hermosa Beach residents and businesses are served.

*Rapid Response services were provided to 9 South Bay companies that employ 5,160 individuals who were affected by layoffs/closures during the 1st Quarter of Program Year 2020-2021. Staff completed virtual orientations on One-Stop services, unemployment insurance benefits, Covered CA, and financial services.

*14 veterans were enrolled in the Veterans Employment Related Assistance Program (VEAP) last quarter. Under this program, veterans

with significant barriers to employment receive career and training services leading to employment in high growth employment sectors such as construction trades. So far, a total of 11 veterans have exited the program with employment.

*During the first quarter, the South Bay One-Stop Business & Career Center reached out to 10 Hermosa Beach-based employers including H2O Hermosa and Ensenada Fish Tacos. The South Bay One-Stop Business & Career Center will continuously conduct monthly outreach to Hermosa Beach businesses to market SBWIB services available to meet their hiring and business needs.

*This past quarter, the South Bay One-Stop enrolled 5 new individuals into the Homeless Opportunity for Meaningful Employment (HOME) program. Under the HOME program, homeless individuals receive specialized services including comprehensive career counseling, housing referrals, referrals to behavioral health partners, and employment and training services.

A written summary, along with a report of Program Year 2020-2021's 1st quarter activities and accomplishments is being provided for your personal review. Thank you.

Thank you.

Committees Activity Report
(Based upon the October 15, 2020, South Bay Workforce Investment Board Meeting)

***Rapid Response Summary of Activity from July 2020 – September 2020:**

Number of Companies Affected	Number of Employees Affected	Number of companies utilizing services	Number of companies not receiving service
9	5,160	9	0

City	Number of Companies Affected	Number of Employees Affected
Inglewood		
Hawthorne	1	125
Lawndale		
El Segundo	1	130
Gardena	2	257
Carson		
Redondo Beach		
Hermosa Beach		
Manhattan Beach		
Torrance	3	207
Lomita		
Los Angeles	3	4,441

Youth Development Council (YDC) Committee Meeting, August 4 2020:

The August 4, 2020, Youth Development Council meeting was called to order at 9:04 a.m. The following information was discussed or acted upon:

The Committee took action to approve the May 5, 2020 Meeting Minutes and the Youth Activity and Performance Report.

Mr. Michael Trogan provided a presentation on the South Bay WIB's first Virtual Youth & Young Adults Job Fair which was held on June 17th. The event featured presentations from 20 professionals representing 12 local businesses including FedEx, Nike SoFi Stadium, and the California Employment Development Department. Over 350 youth and young adults registered and watched presentations over the course of the virtual event. Mr. Trogan also shared two 30 second "elevator speeches" with the Committee that the youth submitted prior to the event to showcase their skills.

During the meeting, SBWIB staff members provided updates on activities conducted at the Hawthorne and Inglewood Teen Centers, both Bridge to Work Programs, the Fit for Gold Tutoring & Fitness Academy Program, the YouthBuild Program, the Youth at Work Summer Program and Special SBWIB Youth Projects and Grants.

Ms. Diana Alvarez announced that the Blueprint for Workplace Success curriculum is now available on a digital platform and individuals receive a stipend once the training is complete.

Presidents, Superintendents and Representatives from California State University, Dominguez Hills, El Camino College, Los Angeles Southwest College, the Southern California Regional Occupational Center, Inglewood, Hawthorne, Centinela Valley, Torrance, and Wiseburn school districts provided the Committee with brief updates on things happening in their districts.

The meeting was adjourned at 10:10 a.m.

One Stop Policy Committee Meeting, August 19, 2020:

The August 19, 2020, One Stop Policy Committee meeting was called to order at 9:01 a.m. The following items were discussed or acted upon.

The May 20, 2020 meeting minutes and the 4th Quarter Summary for Classroom Training Providers Activity reports were approved.

The PY 20-21 1st Quarter Self-Service Activity Report through July 31, 2020 was presented by Mr. Robert Chavez and approved unanimously by the Committee.

Ms. Justina Munoz provided the Committee with a summary of the South Bay Workforce Investment Board (SBWIB) One-Stop/AJCCs (America's Job Center of California) Reopening Plan which outlines existing and forthcoming procedures that allow South Bay Business & Career Centers and Teen Centers to continue to provide essential employment and training services to jobs seekers and employers safely. The Committee was informed that the SBWIB's Reopening Plan was aligned with the Employment Development Department's Information Notice WSIN20-07 - Guidance to Reopen America's Job Center of California Offices. The health and safety protocols being followed include social distancing, the enforcement of staff and guest to wear face masks, issuing of personal protective supplies, teleworking assignments, temperature and cold/flu-like symptom screenings, cleaning, as well as safety protocol signage being posted throughout South Bay WIB facilities. In regards to service delivery, each Center will assess which services they are able to offer with delivery modifications that adhere to the established health and safety protocols, many services are being offered virtually to minimize the number of in-person visits. SBWIB staff will be trained on the health and safety plans, Centers will be periodically inspected to ensure adherence to guidelines, and the SBWIB will establish contracts or informal arrangements with local health providers for on-the-spot testing for employees as needed. The SBWIB will continuously monitor the effectiveness of programs and the delivery of services in accordance with Federal, State, County and Local guidelines and modify protocols accordingly. After review and discussion, the Committee unanimously approved the South Bay One-Stops/AJCCs Reopening Plan.

SBWIB One-Stop Operator Mr. Don Nakamoto provided a brief report on his role as the Operator and the Comprehensive One-Stop partner meetings.

The meeting was adjourned at 9:54 a.m.

Performance & Evaluation Committee Meeting, August 18, 2020:

The August 18, 2020, Performance & Evaluation Committee meeting was called to order at 9:06 a.m. The following items were discussed or acted upon:

The May 19, 2020, meeting minutes were reviewed and approved by the Committee.

The WIOA FY 2019/20 4th quarter expenditure report through June 30, 2020 was approved unanimously, as well as the PY 2020/21 Self-Service and Activity report through July 31, 2020.

Staff member Justina Munoz presented the 4th Quarter One-Stop Centers and Service Providers Report. The Report displayed that the Gardena and Inglewood One-Stop Centers only achieved 73% of the quarterly placement goals under the Adult program. Under the Youth program, the Inglewood One-Stop only met 61% of the year-end plan of new enrollments. It was noted that the Youth program enrollment numbers were low due to the Inglewood One-Stop being without a Case Manager for a few months. In regards to the Dislocated Worker program, the Committee was informed that the Gardena One-Stop only achieved 41% of the 80% placement goal for the year. Ms. Munoz stated that the One-Stop Business and Career Centers are working to correct all deficiencies. Staff recommendations were to continue watching these programs. The report displayed that all other quarterly enrollments, exits, and unsubsidized employment goals were met under the Adult, Youth and Dislocated Worker programs. After review and discussion, the 4th Quarter Service Provider and Operating Cities Report was approved unanimously by the Committee.

Ms. Catherine Blaylock presented the 4th Quarter Vendor Performance Report. Staff recommendations were to place 17 training providers on probation and to place 12 training courses on hold. Letters of concern will be sent to the training providers allowing them an opportunity to work out any discrepancies. Providers that are placed on hold will not receive any more referrals until their placement numbers have improved. After a discussion the 4th Quarter Vendor Performance Report was approved unanimously by the Committee.

The meeting was adjourned at 9:53 a.m.

Business & Economic Development Committee Meeting, October 7, 2020:

The October 7, 2020, Business, Technology and Economic Development Committee meeting was called to order at 9:03 a.m.

The Committee reviewed and approved the July 1, 2020 Meeting Minutes.

Staff member Maria Frias presented the PY 20-21 1st quarter Rapid Response Activity Report. 9 companies received Rapid Response services through September 30, 2020, with a total of 5,160 employees affected by layoffs/closures. Ms. Frias also provided a brief update regarding layoff aversion activities. After review and discussion, the Rapid Response Activity Report was approved unanimously by the Committee.

The latest Construction and Utilities Preparation Program (CUPP) report was reviewed by the Committee and reflected that over 1,132 individuals were hired to work on a construction site or enrolled in an apprenticeship program since the program began in January of 2017.

During the meeting the Committee was also provided with updates on the Aero-Flex and Bio-Flex Pre-Apprenticeship and Apprenticeship Programs, Broadband, the Employment Training Panel (ETP) Multiple Employer Contract (MEC), special projects and new funding opportunities.

The meeting was adjourned at 9:53 a.m.

Executive Committee Meetings:

The following are highlights of the August 13, 2020, September 10, 2020, and October 8, 2020, Executive Committee Meetings:

The Executive Committee approved all committee reports and meeting minutes this quarter.

During the October 8, 2020 meeting, the Executive Committee was presented with staff recommendations regarding the Financial Audit Services Request for Qualifications (RFQ). The RFQ was released on September 14, 2020, to solicit qualified quotes for audit services that include the annual single audit, financial statements, and tax filing for the fiscal year ending June 30, 2020. The South Bay Workforce Investment Board (SBWIB) received one proposal to provide these services from Zuehls, Legaspi & Company which met the minimum criteria and scored an overall proposal rating of 94.67%. After review and discussion, the Committee unanimously approved staff recommendations to pursue the respondent Zuehls, Legaspi & Company as the selected provider for the SBWIB's financial audit services.

Last quarter, the Committee ratified the One-Stop Policy Committee's decision to approve the SBWIB One-Stop/AJCCs (America's Job Center of California) Reopening Plan.

The Executive Committee also approved the SBWIB October 15, 2020, Meeting Agenda during the October 8th meeting.

This concludes the Executive Committee Report.

SOUTH BAY WORKFORCE INVESTMENT BOARD

PY 2020-2021

NUMBER OF INDIVIDUALS SERVED - INFORMATIONAL/SELF SERVICE ONLY

	PREVIOUS CUMULATIVE REPORT	PREVIOUS MONTH	MONTH OF SEPTEMBER	CUMULATIVE PY 20/21
INGLEWOOD, HAWTHORNE, LAWDALE, EL SEGUNDO ONE-STOP BUSINESS AND CAREER CENTER	2541	1570	1242	3783
GARDENA ONE-STOP BUSINESS AND CAREER CENTER	427	218	291	718
TORRANCE ONE-STOP BUSINESS AND CAREER CENTER	1594	427	554	2148
CARSON BUSINESS AND CAREER CENTER	1056	588	587	1643
TOTAL	5618	2803	2674	8292

ADULT PROGRAM (G201)

	Gardena	Inglewood	Torrance	Carson	SBWIB TOTAL	Qtr. Plan	% Plan	Yr. Plan	% Plan	Year-End Plan	% Plan
I. TOTAL CLIENTS	22	121	39	32	214	26	86%	45	49%	408	52%
A. CARRIED IN	19	109	31	23	182	19		19		182	
B. NEW	3	12	8	9	32	7	46%	26	12%	226	14%
II. TOTAL EXITS	2	7	4	0	13						
A. UNSUBSIDIZED EMPLOYMENT	2	6	4	0	12						
B. ALSO ATTAINED CREDENTIAL	0	3	1	0	4						
C. % OF PLACEMENT	100%	86%	100%		92%						
D. AVERAGE PLACEMENT WAGE	\$16.15	\$20.92	\$44.60	\$0.00	\$27.22						

Grant (201)

Serving economically disadvantaged adults 18 years and over in the nine cities that comprise the South Bay Workforce Investment Area.

YOUTH PROGRAM (G301)

	Gardena	Inglewood	Torrance	Carson	SBWIB TOTAL	Qtr. Plan	% Plan	Yr. Plan	% Plan	Year-End Plan	% Plan
I. TOTAL CLIENTS	6	45	20	10	81	9	69%	20	30%	212	38%
A. CARRIED IN	5	41	19	9	74	5		5		74	
B. NEW ENROLLEES	1	4	1	1	7	4	27%	15	7%	138	5%
II. TOTAL EXITS	3	13	6	14	36						
A. UNSUBSIDIZED EMPLOYMENT	1	0	1	5	7						
B. ENT. TRAINING/POST-SECONDARY	0	12	3	6	21						
C. ATTAINED RECOGNIZED DEGREE	2	13	1	3	19						
D. AVERAGE PLACEMENT WAGE	\$15.00	\$0.00	\$14.50	\$15.22	\$14.91						
YOUTH POSITIVE EXIT RATE	33%	92%	67%	79%	78%						

Grant (301)

Serving low income, in school and out of school youth between the ages of 14 and no more than 21 years of age in the nine cities that comprise the South Bay Workforce Investment Area.

DISLOCATED WORKER (G501)

	Gardena	Inglewood	Torrance	Carson	SBWIB TOTAL	Qtr. Plan	% Plan	Yr. Plan	% Plan	Year-End Plan	% Plan
I. TOTAL CLIENTS	21	82	88	38	229	25	83%	41	51%	424	54%
A. CARRIED IN	20	74	79	32	205	20		20		205	
B. NEW	1	8	9	6	24	5	19%	21	5%	219	11%
II. TOTAL EXITS	4	8	31	10	53						
III. TOTAL UNSUBSIDIZED EMPLOYMENT	4	8	27	9	48						
A. RETRAINING	1	2	19	6	28						
ALSO ATTAINED CREDENTIAL	1	2	19	6	28						
B. CALLED BACK WITH EMPLOYER	0	0	0	0	0						
IV. % PLACEMENT (INCL. CALL BACKS)	100%	100%	87%	90%	91%						
V. % PLACEMENT (EXCL. CALL BACKS)	100%	100%	87%	90%	91%						
AVERAGE PLACEMENT WAGE	\$21.48	\$28.10	\$39.25	\$22.45	\$27.82						

Grant (501)

Serving laid off workers; with priority given to those individuals that have been laid-off from employers located in the nine cities that comprise the South Bay Workforce Investment Area.

SOUTH BAY WORKFORCE INVESTMENT BOARD
MONTHLY ACTIVITY REPORT (NEW ENROLLMENT REPORT)
DETAIL BY CITY

ADULT PROGRAM (G201)

	Gardena	Year Plan	Inglewood	Year Plan	Hawthorne	Year Plan	Lawndale	Year Plan	El Segundo	Year Plan	Redondo	Year Plan	Hermosa	Year Plan	Manhattan	Year Plan	Torrance	Year Plan	Lomita	Year Plan	Carson	Year Plan	TOTAL SBWIB	Year Plan
I. TOTAL CLIENTS	22	45	99	161	17	50	3	13	2	2	8	15	2	2	0	1	27	49	2	5	32	65	214	408
A. CARRIED IN	19	19	93	93	13	13	2	2	1	1	7	7	1	1	0	0	21	21	2	2	23	23	182	182
B. NEW	3	26	6	68	4	37	1	11	1	1	1	8	1	1	0	1	6	28	0	3	9	42	32	226
II. TOTAL EXITS	2	2	6	6	0	0	1	1	0	0	1	1	0	0	0	0	2	2	1	1	0	0	13	13
A. UNSUBSIDIZED EMPLOYMENT	2	2	5	5	0	0	1	1	0	0	1	1	0	0	0	0	2	2	1	1	0	0	12	12
ALSO ATTAINED CREDENTIAL	0		3		0		1		0		0		0		0		0		1		0		4	
B. OTHER TERMINATION	0		1		0		0		0		0		0		0		0		0		0		1	

YOUTH PROGRAM (G301)

	Gardena	Year Plan	Inglewood	Year Plan	Hawthorne	Year Plan	Lawndale	Year Plan	El Segundo	Year Plan	Redondo	Year Plan	Hermosa	Year Plan	Manhattan	Year Plan	Torrance	Year Plan	Lomita	Year Plan	Carson	Year Plan	TOTAL SBWIB	Year Plan
I. TOTAL CLIENTS	6	20	31	69	9	33	3	7	2	3	4	7	1	2	1	2	13	30	1	2	10	37	81	212
A. CARRIED IN	5	5	28	28	9	9	2	2	2	2	3	3	1	1	1	1	13	13	1	1	9	9	74	74
B. NEW	1	15	3	41	0	24	1	5	0	1	1	4	0	1	0	1	0	17	0	1	1	28	7	138
II. TOTAL EXITS	3	3	8	8	4	4	0	0	1	1	2	2	0	0	0	0	4	4	0	0	14	14	36	36
A. UNSUBSIDIZED EMPLOYMENT	1		0		0		0		0		1		0		0		0		0		5		7	
ALSO ATTAINED CREDENTIAL	2		8		4		0		1		0		0		0		1		0		3		19	
B. ENT. TRAINING/POST-SECONDARY	0		8		3		0		1		0		0		0		3		0		6		21	
C. ATTAINED RECOGNIZED DEGREE	0		0		0		0		0		0		0		0		0		0		0		0	
D. RETURNED TO SCHOOL	0		0		0		0		0		0		0		0		0		0		0		0	
E. OTHER EXITS	2		0		1		0		0		1		0		0		1		0		3		8	

DISLOCATED WORKER (G501)

	Gardena	Year Plan	Inglewood	Year Plan	Hawthorne	Year Plan	Lawndale	Year Plan	El Segundo	Year Plan	Redondo	Year Plan	Hermosa	Year Plan	Manhattan	Year Plan	Torrance	Year Plan	Lomita	Year Plan	Carson	Year Plan	TOTAL SBWIB	Year Plan
I. TOTAL CLIENTS	21	41	60	95	14	39	0	8	8	13	22	43	8	13	8	17	43	79	7	14	38	62	229	424
A. CARRY IN	20	20	55	55	11	11	0	0	8	8	19	19	6	6	8	8	40	40	6	6	32	32	205	205
B. NEW	1	21	5	40	3	28	0	8	0	5	3	24	2	7	0	9	3	39	1	8	6	30	24	219
II. TOTAL EXITS	4	4	7	7	1	1	0	0	0	0	10	10	4	4	1	1	16	16	0	0	10	10	53	53
III. TOTAL UNSUBSIDIZED EMPLOYMENT	4	4	7	7	1	1	0	0	0	0	8	8	4	4	1	1	14	14	0	0	9	9	48	48
A. RETRAINING	1		2		0		0		0		4		2		0		13		0		6		28	
ALSO ATTAINED CREDENTIAL	1		2		0		0		0		4		2		0		13		0		6		28	
B. CALLED BACK WITH EMPLOYER	0		0		0		0		0		0		0		0		0		0		0		0	
IV. ALL OTHER TERMINATIONS	0		0		0		0		0		2		0		0		2		0		1		5	

Targets Temporary Assistance to Needy Families, TANF participants; and places them into Paid Work Experience activity. Participants are placed at worksites that are either Public or Non-Profit in an effort to obtain unsubsidized employment and long term self-sufficiency.

I. TOTAL CLIENTS	3	9	0	0	0					0	2	0
A. CARRIED IN	0	0	0	0	0					0	0	0
B. NEW	3	9	0	0	0					0	2	0
II. TOTAL EXITS	0	0	0	0	0					0	0	0
UNSUBSIDIZED EMPLOYMENT	0	0	0	0	0					0	0	0
OTHER TERMINATIONS	0	0	0	0	0					0	0	0
I. TOTAL CLIENTS	0	1	0	0	0	3	3	0	0	0	0	0
A. CARRIED IN	0	0	0	0	0	0	0	0	0	0	0	0
B. NEW	0	1	0	0	0	3	3	0	0	0	0	0
II. TOTAL EXITS	0	0	0	0	0	0	0	0	0	0	0	0
UNSUBSIDIZED EMPLOYMENT	0	0	0	0	0	0	0	0	0	0	0	0
OTHER TERMINATIONS	0	0	0	0	0	0	0	0	0	0	0	0
I. TOTAL CLIENTS	0	0	0	0	1	1	1					
A. CARRIED IN	0	0	0	0	0	0	0					
B. NEW	0	0	0	0	1	1	1					
II. TOTAL EXITS	0	0	0	0	0	0	0					
UNSUBSIDIZED EMPLOYMENT	0	0	0	0	0	0	0					
OTHER TERMINATIONS	0	0	0	0	0	0	0					
I. TOTAL CLIENTS	0	0	0	0	0	0	0					
A. CARRIED IN	0	0	0	0	0	0	0					
B. NEW	0	0	0	0	0	0	0					
II. TOTAL EXITS	0	0	0	0	0	0	0					
UNSUBSIDIZED EMPLOYMENT	0	0	0	0	0	0	0					
OTHER TERMINATIONS	0	0	0	0	0	0	0					
I. TOTAL CLIENTS	0	0	0	0	0	0	0					
A. CARRIED IN	0	0	0	0	0	0	0					
B. NEW	0	0	0	0	0	0	0					
II. TOTAL EXITS	0	0	0	0	0	0	0					
UNSUBSIDIZED EMPLOYMENT	0	0	0	0	0	0	0					
OTHER TERMINATIONS	0	0	0	0	0	0	0					
I. TOTAL CLIENTS	12	0	2	0	10	0		24				
A. CARRIED IN	0	0	0	0	0	0		0				
B. NEW	12	0	2	0	10	0		24				
II. TOTAL EXITS	0	0	0	0	0	0		0				
UNSUBSIDIZED EMPLOYMENT	0	0	0	0	0	0		0				
OTHER TERMINATIONS	0	0	0	0	0	0		0				
% OF PLACEMENT												
AVERAGE PLACEMENT WAGE	\$0.00	\$0.00	\$0.00	\$0.00	\$0.00	\$0.00		\$0.00				

PLANNED ENROLLMENT	PERCENT OF PLAN
250	10%

Targets Temporary Assistance to Needy Families, TANF participants; and places them into Paid Work Experience activity. Participants are placed at worksites that are either Public or Non-Profit in an effort to obtain unsubsidized employment and long term self-sufficiency.

I. TOTAL CLIENTS	0	0	7	2						0		0
A. CARRIED IN	0	0	0	0						0		0
B. NEW	0	0	7	2						0		0
II. TOTAL EXITS	0	0	0	0						0		0
UNSUBSIDIZED EMPLOYMENT	0	0	0	0						0		0
OTHER TERMINATIONS	0	0	0	0						0		0
I. TOTAL CLIENTS	0	0	5	0	0	2	2	5				
A. CARRIED IN	0	0	0	0	0	0	0	0				
B. NEW	0	0	5	0	0	2	2	5				
II. TOTAL EXITS	0	0	0	0	0	0	0	0				
UNSUBSIDIZED EMPLOYMENT	0	0	0	0	0	0	0	0				
OTHER TERMINATIONS	0	0	0	0	0	0	0	0				
I. TOTAL CLIENTS												
A. CARRIED IN												
B. NEW												
II. TOTAL EXITS												
UNSUBSIDIZED EMPLOYMENT												
OTHER TERMINATIONS												
I. TOTAL CLIENTS	0											
A. CARRIED IN	0											
B. NEW	0											
II. TOTAL EXITS	0											
UNSUBSIDIZED EMPLOYMENT	0											
OTHER TERMINATIONS	0											
I. TOTAL CLIENTS	9	0		0	14	0		23	PLANNED ENROLLMENT	PERCENT OF PLAN		
A. CARRIED IN	0	0		0	0	0		0				
B. NEW	9	0		0	14	0		23	100	23%		
II. TOTAL EXITS	0	0		0	0	0		0				
UNSUBSIDIZED EMPLOYMENT	0	0		0	0	0		0				
OTHER TERMINATIONS	0	0		0	0	0		0				
% OF PLACEMENT				0%								
AVERAGE PLACEMENT WAGE	\$0.00	\$0.00		\$0.00	\$0.00	\$0.00		\$0.00				

I. TOTAL CLIENTS	L.A. CITY COLLEGE	0	EAST L.A. COLLEGE	17	EL CAMINO /COMPTON	1	L.A. MISSION COLLEGE	14	L.A. PIERCE COLLEGE	4	L.A. SOUTHWEST COLLEGE	0	LONG BEACH CITY COLLEGE	0	WEST L.A. COLLEGE	3	City of Inglewood	0	0	0	0
A. CARRIED IN		0		0		0		0		0		0		0		0		0		0	
B. NEW		0		17		1		14		4		0		0		3		0		0	
II. TOTAL EXITS		0		0		0		0		0		0		0		0		0		0	
UNSUBSIDIZED EMPLOYMENT		0		0		0		0		0		0		0		0		0		0	
OTHER TERMINATIONS		0		0		0		0		0		0		0		0		0		0	

I. TOTAL CLIENTS	0	0	0
A. CARRIED IN	0	0	0
B. NEW	0	0	0
II. TOTAL EXITS	0	0	0
OTHER TERMINATIONS	0	0	0

I. TOTAL CLIENTS	39	PLANNED ENROLLMENT	159	PERCENT OF PLAN	25%
A. CARRIED IN	0				
B. NEW	39				
II. TOTAL EXITS	0				
UNSUBSIDIZED EMPLOYMENT	0				
OTHER TERMINATIONS	0				
% OF PLACEMENT	0%				
AVERAGE PLACEMENT WAGE	\$0.00				

Targets CalWORKs participants/Individuals whose families are on Public Assistance; enrolled in Community Colleges; and places them into a Paid Work Experience activity. Participants are placed at worksites that are either Public or Non-Profit in an effort to obtain unsubsidized employment and long term self-sufficiency.

GRANT PERIOD: 07/01/2020 TO 6/30/2021

REPORT PERIOD: 07/01/2020 TO 9/30/2020

DCFS ILP PROGRAM (006K TIER I)

[illegible]

Serving Youth in the Foster Care Independent Living Program, between 16-17 years of age, throughout Los Angeles County.

GRANT PERIOD: 07/01/2020 TO 06/30/2021

REPORT PERIOD: 07/01/2020 TO 9/30/2020

DCFS ILP PROGRAM (007K TIER II)

[illegible]

Serving Youth in the Foster Care Independent Living Program, between 18-21 years of age, throughout Los Angeles County.

GRANT PERIOD: 07/01/2020 TO 06/30/21		REPORT PERIOD: 07/01/2020 TO 9/30/2020	
DPSS PROBATION PROGRAM (950K TIER I)			
I. TOTAL CLIENTS			
A. CARRIED IN	0	0	0
B. NEW	0	0	0
II. TOTAL EXITS	0	0	0
UNSUBSIDIZED EMPLOYMENT	0	0	0
OTHER TERMINATIONS	0	0	0
% OF PLACEMENT			0%
AVERAGE PLACEMENT WAGE			\$ -

Serving Youth on probation, between 16-17 years of age, throughout Los Angeles County.

[illegible]

Serving Youth on probation, between 18-21 years of age, throughout Los Angeles County.

YOUTHBUILD

REPORT PERIOD: 09/01/17 TO 9/30/2020

GRANT TERM: 09/01/2017 TO 3/31/2021

GRANT TERM: 1/01/2020 TO 3/31/2023

ENROLLMENTS
 EDUCATION & EMPLOYMENT
 -Education (Obtained High School Diploma)
 -Entered Employment
 ATTAINMENT OF DEGREE/CERTIFICATE
 LITERACY & NUMERACY ATTAINMENT
 RETENTION (Quarter 4)
 RECIDIVISM

YOUTHBUILD	Enrolled	Planned Services	% of Plan
	63	62	102%
	24	47	51%
	22		
	16		
	48	50	95%
	20	58	34%
	5	12	42%
	0	0	100%

YOUTHBUILD	Enrolled	Planned Services	% of Plan
	9	73	12%
	0	55	
	0		
	0		
	0	58	
	0	0	
	0	0	
	0	0	

The SBWIB YouthBuild program will provide educational, occupational skills training in construction and leadership skills to disadvantaged youth ages 16-24 years residing in targeted communities. Outcome measures are based on qualified enrollment criteria. The SBWIB YouthBuild partnership includes two required partners the YouthBuild Charter School of California (Education) and the Habitat for Humanity of Greater Los Angeles (Housing Construction).

CONSTRUCTION WORKFORCE PILOT (CALTRANS)

GRANT TERM: 9/1/2018 TO 8/31/2020

REPORT PERIOD: 09/01/2018 TO 9/30/2020

Enrollment into Construction Pre-Apprentice Program Training
 Completion of Construction Pre-Apprentice Program Training
 Placements

CALTRANS	Enrolled	Year Plan	% of Plan
	122	125	98%
	116	100	116%
	75	63	119%

Pilot project with Caltrans to connect classroom training in construction, supportive services and job development activities; co-enrollment with WIOA programs to maximize services and outcomes.

Chancellor Apprenticeship Initiative (CAI #1) – West LA College (Aero-Flex Apprenticeship)

GRANT TERM: 06/01/2016 TO 12/31/2020

REPORT PERIOD: 06/01/2016 - 9/30/2020

APPRENTICESHIP ENROLLMENTS

CAI #1- WLA RA	Enrolled	Program Plan	% of Plan
	15	20	75%

Assist the District in creating a new apprenticeship training program (Aerospace Engineering) registered by the Division of Apprenticeship Standards and assist West LA College in the enrollment of 19 apprentices. Note: Apprenticeship Program is two years long.

Chancellor Apprenticeship Initiative (CAI #3) – EL Camino College (Aero-Flex Apprenticeship)

GRANT TERM: 07/18/2018 TO 12/31/2021

REPORT PERIOD: 07/18/2018 - 9/30/2020

DOL APPRENTICE ENROLLMENTS

DAS APPRENTICE ENROLLMENTS

CAI - ECC RA	Enrolled	Program Plan	% of Plan
	14	0	0%
CAI - ECC RA	Enrolled	Program Plan	% of Plan
	0	25	0%

Assist the District in creating a new apprenticeship training program (Aerospace Technician) registered by the Division of Apprenticeship Standards and assist El Camino in the enrollment of 25 apprentices. **The Apprenticeship Program has already been approved by the Department of Labor and is currently being approved by the Division of Apprenticeship Standards. Once it is approved enrolments in DAS can begin.

Chancellor Apprenticeship Initiative CAI #4 – EL Camino College (Bio-Flex Apprenticeship)

GRANT TERM: 01/01/2020 TO 12/31/2022

REPORT PERIOD: 01/1/2020 TO 9/30/2020

APPRENTICESHIP ENROLLMENTS

CAI - ECC BIO-FLEX RA	Enrolled	Program Plan	% of Plan
	0	50	0%

Assist the District in the enrollment of 50 apprentices into Bio-Flex and help to build additional Bioscience apprenticeship programs.

**The Apprenticeship Program has already been approved by the Department of Labor and is currently being approved by the Division of Apprenticeship Standards. Once it is approved enrolments in DAS can begin.

BOS Mark Ridley Thomas (Bio-Flex)

GRANT TERM: 10/01/2018 TO 12/31/2020

REPORT PERIOD: 10/01/2018 TO 9/30/2020

MRT BIO-FLEX	Enrolled	Program Plan	% of Plan
PRE-APPRENTICESHIP ENROLLMENTS (100%)	77	50	154%
ATTAINMENT OF CREDENTIAL/CERTIFICATE	75	50	150%
PENDING COMPLETION	2		

Grant funds received from the District Supervisor Mark Ridley-Thomas to develop Bio-Flex Apprenticeship career pathways and to address employer-defined occupational needs within the Bioscience sector.

Workforce Accelerator 7.0 (Bio-Flex Pre-Apprenticeship)

GRANT TERM: 05/01/2019 TO 03/31/2021

REPORT PERIOD: 05/01/19 TO 9/30/2020

WAF 7.0	Enrolled	Program Plan	% of Plan
PARTICIPANTS SERVED	50	50	100%
PRE-APPRENTICE ENROLLMENTS	2	25	8%
ATTAINMENT OF CREDENTIAL/CERTIFICATE	0	20	0%

Registering a new Bioscience apprenticeship training program with the Division of Apprenticeship Standards and assist in the enrollment of 25 pre-apprentices.

DOL Scaling Apprenticeship Grant (Bio-Flex & Aero-Flex Apprenticeship & Pre-Apprenticeship)

GRANT TERM: 07/15/2019 TO 07/14/2023

REPORT PERIOD: 07/15/2019 TO 9/30/2020

SBWIB PRE-APPRENTICESHIP ENROLLMENTS
 SBWIB APPRENTICE ENROLLMENTS
 OTHER PARTNER APPRENTICE ENROLLMENTS
 TOTAL PROJECT APPRENTICE ENROLLMENTS

DOL RA & PA	Enrolled	Program Plan	% of Plan
	4	4	100%
	11	1230	1%
	46	1230	4%
	57	5000	1%

Nationwide 4 year grant given by the United States Department of Labor. The goal is to recruit and enroll 5,000 pre-apprentices and apprentices. SBWIB is responsible for 1,230 of these enrollments. SBWIB pre-apprenticeship enrollments are optional.

Employment Training Panel (ETP) - Multiple Employer Contract (MEC)

GRANT TERM: 12/29/2019 TO 12/22/2021

REPORT PERIOD: 12/29/2019 TO 9/30/2020

EMPLOYER PARTNERS
 ENROLLMENTS (100%)
 RETENTION IN EMPLOYMENT
 AVERAGE WAGE AFTER EMPLOYMENT

ETP - MEC 2	Enrolled	Program Plan	% of Plan
	3	15	20%
	242	272	89%
	0	0	

To reimburse training costs to employers from the Employment Training Panel Fund. Two concurrent grant awards.

ARCONIC FOUNDATION

GRANT TERM: 10/01/2019 TO 12/31/2020

REPORT PERIOD: 10/01/19 TO 9/30/2020

BUSINESS ENGAGEMENT
ENROLLMENTS
ATTAINMENT OF CREDENTIAL/CERTIFICATE

Arconic	Enrolled	Program Plan	% of Plan
	4	4	100%
	12	10	120%
	9	8	113%

To assess, enroll and graduate ten (10) individuals in the Aero-Flex Pre-Apprenticeship Program and to engage four (4) new businesses to support Aero-Flex through work based learning.

**Extension has been granted due to COVID-19.

LACYJ WDACS

GRANT TERM: 11/04/2019 TO 06/30/2021

REPORT PERIOD: 11/04/2016 TO 9/30/2020

ENROLLMENTS
ATTAINMENT OF CREDENTIAL/CERTIFICATE
ENTERED INTO EMPLOYMENT

LACYJ WDACS	Enrolled	Program Plan	% of Plan
	0	15	0%
	0	15	0%
	0	15	0%

To enroll fifteen (15) youth into the Bio-Flex or Aero-Flex Pre-Apprenticeship Program, graduate the youth and place them into unsubsidized employment in partnership with the Rio Hondo AJCC. ** Extension has been verbally granted due to COVID-19 - modification pending.

INVEST LA COUNTY PROBATION GRANT

GRANT TERM: 7/1/2019 TO 6/30/2020

REPORT PERIOD: 7/1/2020 TO 9/30/2020

(Outcome reporting only from enrolled/trained)

ENROLLMENTS
ENROLLED INTO TRAINING
TRAINING COMPLETION
UNSUBSIDIZED PLACEMENTS
TRAINING RELATED PLACEMENTS
RETENTION SERVICES (2ND QUARTER)
RETENTION SERVICES (4TH QUARTER)

INVEST YEAR 1	Enrolled	Year Plan	% of Plan
	23	120	19%
	10	72	14%
	0	61	0%
	3	58	5%
	0	10	0%
	0	57	0%
	0	54	0%

GRANT TERM: 7/1/2020 TO 6/30/2021

REPORT PERIOD: 7/1/2020 TO 9/30/2020

INVEST YEAR 2	Enrolled	Year Plan	% of Plan
	9	120	8%
	2	72	3%
	0	61	0%
	0	58	0%
	0	10	0%
	0	57	0%
	0	54	0%

Provide work-based learning services to 120 referred Probation Adult participants including BluePrint Workplace for Success training, short-term vocational training, Paid Work Experience, interviews and job referrals, and job placement.

YOUTH AT WORK EMPLOYMENT PROGRAM

GRANT TERM: 7/1/2020 TO 6/30/2021

REPORT PERIOD: 7/01/20 TO 9/30/2020

TOTAL ENROLLMENTS
CALWORKS
NCC (Low Income)
FOSTER YOUTH
PROBATION YOUTH
SYSTEM INVOLVED YOUTH (New)

Youth at Work	Enrolled	Plan	% of Grant Plan
	49	161	30%
	16	75	
	19	39	
	9	22	
	0	12	
	5	13	

The Youth At Work Employment Program (also referred to as the Summer Jobs Programs) provides eligible youth ages 14-21 with paid work experience and education support year-round and during school breaks.

FAMILIES FIRST

GRANT TERM: 7/1/2020 TO 6/30/2021

REPORT PERIOD: 7/01/2019 TO 9/30/2020

ORIENTATIONS/WORKSHOPS
INDIVIDUAL MEETINGS
JOB REFERRALS / INTERVIEWS
JOB READINESS / RESUME COMPLETION

PY20-21	Enrolled	Year Plan	% of Plan
	14	50	28%
	30	50	60%
	39	50	78%
	20	50	40%

The South Bay WIB, Inc., will provide job development staff support and services to Family First Charter School students at the Century Regional Detention Facility. Job Development services will include job readiness workshops, one-on-one interviewing and counseling, job match and referrals to employment and worksites, progress monitoring and follow-up.

VETERANS EMPLOYMENT RELATED ASSISTANCE PROGRAM (VEAP)

GRANT TERM: 7/01/2019 TO 3/31/2021

REPORT PERIOD: 07/01/2019 TO 9/30/2020

ENROLLMENTS (100%)
 ENROLLED INTO EDUCATION OR TRAINING (65%)
 ATTAINMENT OF CREDENTIAL/CERTIFICATE (60%)
 EXIT RATE (100%)
 ENTERED EMPLOYMENT RATE (80%)
 EMPLOYMENT RETENTION (70%)
 AVERAGE WAGE AT EMPLOYMENT

VEAP	Enrolled	Year Plan	% of Plan
	70	100	70%
	46	65	71%
	7	60	12%
	14	14	100%
	11	11	100%
	0	70	0%
	\$ 22.79		

This project will assist eligible veterans with significant barriers to employment (i.e., long-term unemployed, homeless, transitioning) to receive career and training services leading to employment in high growth employment sectors such as Construction Trades.

CALIFORNIA CAREER PATHWAYS GRANTS

GRANT TERM: 09/01/2019 TO 8/31/2020

REPORT PERIOD: 09/01/2019 TO 9/30/2020

	Activities	Qrt.	%	Year	% of
		Plan	Plan	Plan	Plan
Centinela Valley Union High School District (CVUHSD)	76	21	362%	84	90%
	24	7	369%	26	92%
	21	7	323%	26	81%
	4	8	53%	30	13%
	111	27	415%	107	104%
*Internships to resume Fall 2020 (pending COVID-19)					

SBWIB will provide work-based learning support to Centinela Valley Union High School District's nine academies and two career pathways. SBWIB will outreach to employers, engage in work based learning activities, which include guest speaking, providing opportunities for job shadowing, company tours, hosting interns, or serving as an advisory board member. Other activities will include participation in activities such as Career Day and Maker Faire.

HOMELESS LA RISE (REGIONAL)

GRANT TERM: 07/01/2019 TO 6/30/2020

REPORT PERIOD: 07/01/2019 TO 9/30/2020

(Outcome reporting only from enrolled/placed)

	Activities	Qrt.	%	Year	% of
		Plan	Plan	Plan	Plan
Homeless LA Rise Year 1	39	26	150%	26	150%
	22	19	116%	20	113%
	0			20	0%
	0			12	0%
	\$ 15.40				

GRANT TERM: 07/01/2020 TO 6/30/2021

REPORT PERIOD: 07/01/2020 TO 9/30/2020

	Activities	Qrt.	%	Year	% of
		Plan	Plan	Plan	Plan
Homeless LA Rise Year 2	5	2	222%	9	56%
	0	2	0%	7	0%
	0			7	0%
	0			5	0%
	\$ -				

Effective 10/01/18, SBWIB will serve 18 and over Homeless Individuals through a Transitional Subsidized Employment Program leading towards Unsubsidized employment in the competitive marketplace that is along an articulated career pathway.

BORAD OF STATE AND COMMUNITY CORRECTIONS (BSCC) Youth Reinvestment Program

GRANT TERM: 10/01/2019 TO 3/31/2022

REPORT PERIOD: 10/01/2019 TO 9/30/2020

	Enrolled	Year	% of
		Plan	Plan
YOUTH REINVESTMENT	17	150	11%
	0	75	0%
	0	0	
	15	150	10%
	8	75	11%
	8	75	11%
	0	150	0%

This project will provide services to Inglewood, Hawthorne and Lennox youth that are disproportionately affected by violence and will receive evidence-based services for diversion, restorative justice, and employment opportunities through the Inglewood Community and Regional Engagement Violence Intervention and Prevention (I-CARE VIP) collaboration. The project will serve 100 youth ages 14-18 and provide preventive and diversion activities, case management along with paid pre-employment training, paid work experience and job search assistance.

HOME REHABILITATION AND REPAIRS PROGRAM (HRRP)

GRANT TERM: 7/01/2020 TO 6/30/2021

REPORT PERIOD: 07/01/2020 TO 9/30/2020

HOME REPAIR PROJECTS
HOME REPAIR COMPLETIONS
CLEARED HOME REPAIR APPLICATIONS BY CDBG
PENDING HOME REPAIR APPLICATIONS/INTAKE/INQUIRIES

HRRP	Enrolled	Year Plan	% of Plan
	3	10	30%
	1	10	10%
	5		
	3		

The HRRP program provides residential home repairs to 8-10 eligible low income homeowners residing in the 2nd District and Athens-Westmont area that includes Inglewood and Lennox. Repairs promote and eliminate unhealthy and unsafe living conditions. Funding is sponsored by the Los Angeles Community Development Block Grants.

AMERICORPS YOUTHBUILD

GRANT TERM: 8/15/2019 TO 8/14/2020

REPORT PERIOD: 08/15/2019 TO 9/30/2020

FULL-TIME ENROLLMENTS (TEACHERS AIDES)
QUARTER-TIME ENROLLMENTS (YOUTHBUILD MEMBERS)
NATIONAL SERVICE EVENTS
SCHOLARSHIP ATTAINMENT

AmeriCorps	Enrolled	Year Plan	% of Plan
	4	4	100%
	18	40	45%
	1	5	20%
	3	44	7%

* 1 TA dropped due to medical

** Activities impacted by COVID-19

*** New year contract pending execution

The AmeriCorps project supports resources to the SBWIB YouthBuild programs by providing teachers aides. YouthBuild members can enroll into the program and earn credits/hours toward scholarships through training and community engagement activities.

TRADE & ECONOMIC TRANSITION NDWG (TET)

GRANT TERM: 10/01/18 TO 9/30/21

REPORT PERIOD: 10/01/2018 TO 9/30/2020

	Grant Plan	
I. TOTAL CLIENTS		150
A. ENROLLED	142	95%
B. NEW	1	
C. TRAINING	81	
D. OJT	18	
E. Pre-Apprenticeship/Apprenticeship	0	
II. TOTAL EXITS	75	
III. TOTAL UNSUBSIDIZED EMPLOYMENT	69	
A. RETRAINING	27	
ALSO ATTAINED CREDENTIAL	27	
B. CALLED BACK WITH EMPLOYER	0	
IV. % PLACEMENT (INCL. CALL BACKS)	92%	
V. % PLACEMENT (EXCL. CALL BACKS)	92%	
AVERAGE PLACEMENT WAGE	\$ 33.40	

8/2020 - One year grant extension due to COVID-19, 6/2020 - Additional funding (\$100,000) and enrollments (20) awarded due to successful performance. The South Bay TET project has been approved to assist 150 dislocated workers that have been laid off due to economic conditions to receive employment and job training services.

EMERGENCY ADDITIONAL ASSISTANCE GRANT - COVID**GRANT TERM: 4/01/2020 TO 3/31/2021****REPORT PERIOD: 04/01/2020 TO 9/30/2020**

	Grant Plan	
I. TOTAL CLIENTS		180
A. ENROLLED	88	49%
B. NEW	12	
C. TRAINING	12	
D. OJT	20	
E. Pre-Apprenticeship/Apprenticeship	15	
SBWIB TOTALS	15	
II. TOTAL EXITS	15	
III. TOTAL UNSUBSIDIZED EMPLOYMENT	14	
A. RETRAINING	0	
ALSO ATTAINED CREDENTIAL	0	
B. CALLED BACK WITH EMPLOYER	0	
IV. % PLACEMENT (INCL. CALL BACKS)		
V. % PLACEMENT (EXCL. CALL BACKS)		
AVERAGE PLACEMENT WAGE	\$ 28.07	

The South Bay Emergency Additional Assistance project has been approved to assist 180 dislocated workers identified from selected employers faced with substantial layoffs or closure, veterans and individuals displaced as a result of the COVID-19 pandemic.

COVID NDWG EMPLOYMENT RECOVERY GRANT**GRANT TERM: 4/10/2020 TO 3/31/2022****REPORT PERIOD: 04/10/2020 TO 9/30/2020**

	Grant Plan	
I. TOTAL CLIENTS		177
A. ENROLLED	39	22%
B. NEW	18	
C. TRAINING	22	
D. OJT	2	
E. Pre-Apprenticeship/Apprenticeship	0	
SBWIB TOTALS	1	
II. TOTAL EXITS	1	
III. TOTAL UNSUBSIDIZED EMPLOYMENT	1	
A. RETRAINING	0	
ALSO ATTAINED CREDENTIAL	0	
B. CALLED BACK WITH EMPLOYER	0	
IV. % PLACEMENT (INCL. CALL BACKS)		
V. % PLACEMENT (EXCL. CALL BACKS)		
AVERAGE PLACEMENT WAGE	\$ 15.00	

The NDWG Employment Recovery grant is a statewide grant to provide employment and training services to 177 displaced workers as a result of the COVID-19 pandemic.

QUARTERLY REPORTING

PRISON TO EMPLOYMENT

REPORT PERIOD: 12/01/2019 TO 9/30/2020

GRANT PERIOD: 12/01/2019 TO 03/31/22

TOTAL PLANNED ENROLLMENTS	35	282	269	28	35	28	28			PLANNED	PERCENT
										705	OF PLAN
I. TOTAL CLIENTS											
A. Individual Direct Services	17	123	69	0	6	17	0		232	400	58%
B. Supportive Services & Earn and Learn	2	260	1	0	15	18	0		296	305	97%
II. ACTIVITIES											
SUBSIDIZED EMPLOYMENT	0	0	0	0	0	0	0	0	0		
Transfer to Other Agency							0	0	0		
TRAINING	0	0	0	0	0	0	0	0	0	305	
CREDENTIAL OBTAINED	0	0	0	0	0	0	0	0	0	233	
UNSUBSIDIZED EMPLOYMENT	0	0	0	0	0	0	0	0	0	422	

Prison to Employment is a regional employment and training program to assist formerly incarcerated individuals. On behalf of the LA Basin, SBWIB serves as the fiscal agent and program lead on behalf of the seven Workforce Boards in Los Angeles County.

Teen Center Attendance Report

July 1, 2020- July 31, 2020

Inglewood Teen Center	New	Returning	Total
Inglewood	0	61	61
Hawthorne	0	0	0
Lawndale	0	0	0
Gardena	0	0	0
TOTAL	0	61	61

Hawthorne Teen Center	New	Returning	Total
Inglewood	0	0	0
Hawthorne	0	25	25
Lawndale	0	0	0
Gardena	0	0	0
Torrance	0	0	0
TOTAL	0	25	25

August 1, 2020- August 31, 2020

Inglewood Teen Center	New	Returning	Total
Inglewood	0	94	94
Hawthorne	0	0	0
Lawndale	0	0	0
Gardena	0	0	0
TOTAL	0	94	94

Hawthorne Teen Center	New	Returning	Total
Inglewood	0	0	0
Hawthorne	0	37	37
Lawndale	0	1	1
Gardena	0	0	0
Torrance	0	0	0
TOTAL	0	38	38

September 1, 2020- September 30, 2020

Inglewood Teen Center	New	Returning	Total
Inglewood	0	45	45
Hawthorne	0	0	0
Lawndale	0	0	0
Gardena	0	0	0
TOTAL	0	45	45

Hawthorne Teen Center	New	Returning	Total
Inglewood	0	0	0
Hawthorne	0	18	18
Lawndale	0	1	1
Gardena	0	0	0
Torrance	0	0	0
TOTAL	0	19	19

QUARTER TOTAL

Inglewood Teen Center	200
Hawthorne Teen Center	82



PRESS RELEASE

November 2, 2020

South Bay Workforce Investment Board
11539 Hawthorne Blvd., Suite 500
Hawthorne, CA 90250
Contact: 310-970-7700

South Bay Workforce Investment Board 25th Annual Awards Ceremony Attracts Virtual Audience of nearly 300 Community Partners, Elected Officials and Award Recipients

HAWTHORNE -The South Bay Workforce Investment Board (SBWIB) presented its 25th Annual Awards Ceremony before a virtual audience of nearly 300 participants, October 28th that featured both live and pre-recorded speakers in a one-hour presentation.

SBWIB Executive Director Jan Vogel served as master of ceremonies for the program and highlighted some of the many accomplishments and innovative programs that the SBWIB has developed over the past 38 years. Of special note, he reflected on the most recent accomplishments, "the South Bay WIB placed about 1,000 new apprentices into the construction trades for the SoFi Stadium project in Inglewood and some related projects, and what we are real proud of is that about half of those individuals are African American," Mr. Vogel said.

Several elected officials provided welcoming and congratulatory messages. Among them were Congresswoman Maxine Waters, Inglewood Mayor James T. Butts, Jr., Assemblywoman Autumn Burke, Assemblyman Mike Gipson and Carson Mayor Albert Robles. SBWIB Chairman of the Board of Directors Wayne Spencer also provided a welcome message.

Mr. Vogel extended special gratitude to the 28 sponsors that provided financial support to the event including the Presenting Sponsors Southern California Edison and Inglewood Game Changer-Clippers Arena. Numerous attendees shared congratulatory messages in the chat section of the broadcast honoring the SBWIB for "its many great years of changing lives and keeping the South Bay great."

The SBWIB Community Partner Award was presented to Dr. Dena Maloney, Superintendent and President of El Camino College. Mr. Vogel praised her for many years of involvement with the SBWIB and many collaborations including the South Bay Promise Program. Dr. Maloney is retiring at the end of the school year.

The Esther Williams Award of Excellence, SBWIB's most prestigious award, was presented to Dr. James Limbaugh, President of West Los Angeles College. Mr. Vogel noted that Dr. Limbaugh is a visionary who strives to enhance student academic success as a community goal. Thanks to his priority to establish academic programs and services that reflect the needs of the region, the college collaborated with SBWIB to create an apprenticeship program in aerospace engineering that became the first apprenticeship of its kind to be certified by the U.S. Department of Labor.

Seven South Bay based small and large businesses were honored for their proactive efforts to work with the SBWIB in placing qualified job applicants into subsidized On-The-Job Training and apprentice positions. They included: Casa Bella Properties in Lawndale; Cilajet Aviation Grade in Gardena; Hollywood Park Casino, SoFi Stadium and Servicon Systems, Inc in Inglewood; Morf3D in El Segundo, and Always Best Care in Manhattan Beach.



www.sbwib.org

SOUTH BAY WORKFORCE INVESTMENT BOARD
SBWIB

Twenty individual success stories were featured out of the thousands of individuals who went through the SBWIB program throughout the SBWIB's service area in the South Bay. Those twenty individuals were recognized for their success in overcoming severe obstacles to gain full time employment.

Final recognition went to the many SBWIB training providers throughout the greater LA County region, who successfully placed job seekers into full time positions.

The SBWIB operates four One Stop Business & Career Centers within its South Bay service area plus two Teen Centers in Inglewood and Hawthorne providing no cost adult, youth and business services. During the current pandemic crisis, individuals and business operators needing services must call ahead to schedule an appointment. For further information, please call (310) 970-7700 or visit www.sbwib.org

#



Jan Vogel: "Thank you to our valued city partners; City of Inglewood, City of Hawthorne, City of Torrance, City of Gardena, City of Lawndale, City of El Segundo, City of Carson, City of Lomita, City of Redondo Beach, City of Manhattan Beach, and City of Hermosa Beach; and thank you for your continued support and help to make a difference in the lives of so many."



PRESS RELEASE

July 21, 2020

South Bay Workforce Investment Board
11539 Hawthorne Blvd., Suite 500
Hawthorne, CA 90250
Contact: 310-970-7700

**SOUTH BAY WORKFORCE INVESTMENT BOARD PRESENTS
VIRTUAL BLUEPRINT FOR SUCCESS CAREER FAIR
MATCHING YOUNG ADULTS WITH POTENTIAL EMPLOYERS**

HAWTHORNE – The South Bay Workforce Investment Board (SBWIB) conducted its first of a series of Virtual Career Fairs, June 17, 2020, that attracted more than 350 high school and college age young adults who listened to representatives from 12 employers and other professionals who were looking to hire local youth for a variety of positions. The Zoom-based webinar lasted five hours and included ten 30-minute sessions with 75-95 youth attending each session.

Included among the participating employers were LA Conservation Corps, Fed-Ex, So-Fi Stadium, Public Allies LA, Nike, California Employment Development Department, Allied Universal and a variety of other home health care and manufacturing firms. Some of the employers gave 15 minute presentations on their businesses and what the qualifications are that job seekers should have. Question and answer dialogue filled the remainder of the sessions.

In the days leading up to the webinar, students were asked to submit a 30-second elevator style video pitch saying why they should be hired and their qualifications. The video clips were shown during the course of the webinar. Participating employers were asked to select the best video and the winner would receive a \$200 gift card. Erica Tabares, a 20 - year old film production major at El Camino College, was named the winner.

“Due to the ongoing quarantine and safe distancing restrictions caused by COVID-19, several of our participating employers have paused or delayed their hiring processes,” SBWIB Executive Director Jan Vogel noted. “However, many of the employers were hiring and the youth that were offered positions will hopefully finish the hiring process soon and start working,” he added.

The SBWIB operates four One Stop Business & Career Centers within its South Bay service area plus two Teen Centers in Inglewood and Hawthorne providing no cost adult, youth and business services. During the current pandemic crisis, individuals and business operators needing services must call ahead to schedule an appointment. For further information, please call (310) 970-7700. All of the student video pitches may be viewed on the www.sbwib.org website and future virtual career fair events will also be posted.

#



www.sbwib.org

SOUTH BAY WORKFORCE INVESTMENT BOARD
SBWIB

Photo caption: The South Bay Workforce Investment Board conducted its first Virtual Career Fair on June 17, 2020, that attracted more than 350 high school and college age young adults who listened to representatives from 12 employers and other professionals who were looking to hire local youth for a variety of positions. The Zoom-based webinar lasted five hours and included ten 30-minute sessions with 75-95 youth attending each session.





Staff Report

Staff Report

REPORT 20-0756

Honorable Mayor and Members of the Hermosa Beach City Council
Adjourned Regular Meeting of November 24, 2020

**LIST OF REGULAR AND ONGOING CITY BOARD
AND COMMISSION APPOINTIVE TERMS THAT WILL
EXPIRE DURING THE 2021 CALENDAR YEAR**

(Eduardo Sarmiento City Clerk)

Recommended Action:

Staff recommends that the City Council receive and file the attached list, prepared for posting pursuant to State law, of all regular and ongoing Hermosa Beach board, commission and committee appointive terms, which will expire during the 2021 calendar year.

Background:

Government Code Section 54972 requires the annual preparation and posting of a Local Appointments List of regular and ongoing boards, commissions and committees whose members are appointed by the City Council. The list must contain pertinent information on all appointive terms that will expire during the calendar year, including the names of the incumbent appointees, their appointment dates, the dates their terms expire, and the necessary qualifications for the position. The list must also include information on any boards, commissions and committees whose members serve strictly at the pleasure of the City Council, without set term limits (i.e., Board of Appeals).

Pursuant to State law, staff prepared the attached list, which identifies:

- Park, Recreation & Community Resources Advisory Commission-three terms expire June 30, 2021;

As required by State law, the list will be posted in the City Clerk's office, the Library, and the City's website for public viewing purposes. It will also be posted at appropriate City departments (Planning, Administration, Public Works) and in the outdoor display case at City Hall, where agendas and other official notices are typically posted. In addition, it will be included in an upcoming City newsletter and sent to residents who have requested e-notifications.

Fiscal Impact:

Staff Report

REPORT 20-0756

There is no fiscal impact associated with posting the 2021 local appointments list. When the time comes to advertise for the upcoming expired terms, the estimated cost of an ad in the Easy Reader is \$150. Funds are available in the City Clerk's office budget.

Attachments:

2021 Local Appointments List

Submitted by: Eduardo Sarmiento, City Clerk

Concur: Suja Lowenthal, City Manager

CITY OF HERMOSA BEACH LOCAL APPOINTMENTS LIST

In accordance with Government Code Section 54972 (Maddy Act) dealing with open lists of local appointive positions, the following is:

1. A list of all appointive terms which will expire during the 2021 calendar year, with the names of the incumbent appointees, their dates of appointment, the date each term expires, and the necessary qualifications for each position; and
2. A list of all boards, commissions and committees whose members serve at the pleasure of the legislative body, and the necessary qualifications for each position.

COMMISSION	INCUMBENT APPOINTEES	APPT. DATE	TERM EXPIRES	QUALIFICATIONS
PARKS, RECREATION & COMMUNITY SERVICES ADVISORY COMMISSION	Jani Lange	07-11-17	06-30-21	<i>Qualified Elector of</i>
	Jessica Guheen	07-11-17	06-30-21	<i>the City</i>
	Lauren Pizer Mains	07-11-17	06-30-21	<i>(see HBMC 2.32)</i>

[4-year terms, no term limit]

BOARD OF APPEALS *(members serve at the pleasure of the Council, without terms – must be qualified to act on building construction matters - U.B.C. - See HBMC 15.04.020)*
Bruce Cook, David Garrett, Mike Ludwig, Larry Peha, Veronica Torres

EDUARDO SARMIENTO
City Clerk

Dated: 11-18-20



Staff Report

Staff Report

REPORT 20-0743

**Honorable Mayor and Members of the Hermosa Beach City Council
Regular Meeting of November 24, 2020**

**APPROVAL OF THE COMMENCEMENT OF SPECIAL EVENT
LONG-TERM AGREEMENT NEGOTIATIONS WITH FRIENDS
OF THE PARKS FOR ITS ANNUAL EVENTS INCLUDING:
“PETS IN THE PARK” HELD AT VALLEY PARK; “PUMPKINS IN THE PARK” HELD AT EDITH
RODAWAY FRIENDSHIP PARK; AND
“MOVIES AT THE BEACH” HELD SOUTH OF THE PIER
(Community Resources Manager Kelly Orta)**

Recommended Action:

Staff recommends that the City Council approve the commencement of special event long-term agreement negotiations with Friends of the Parks for the following annual events:

- “Pets in the Park” held at Valley Park;
- “Pumpkins in the Park” held at Edith Rodaway Friendship Park; and
- “Movies at the Beach” held on the south side of the Pier.

Executive Summary:

At its January 14, 2020 meeting, the City Council approved the implementation of the special event long-term agreement (LTA) policy pilot program for a three-year period commencing with the 2020 event calendar. Considering the cancellation of events in 2020 due to the COVID-19 pandemic, the Council extended the policy’s pilot program by one year, ending with the 2023 event calendar. As part of the approval process for this program, staff received LTA requests from Friends of the Parks for “Pets in the Park” held at Valley Park; “Pumpkins in the Park” held at Edith Rodaway Friendship Park; and “Movies at the Beach” held on the south side of the Pier. The Commission reviewed these applications at its November 5 meeting and recommends to Council the commencement of LTA agreement negotiations with the Friends of the Parks organization for all three events.

Background:

At the Parks, Recreation and Community Resources Advisory Commission’s (Commission) regular meeting on December 3, 2019, the Commission recommended to the City Council the approval of the proposed special event LTA Policy to be implemented as a three-year pilot program, scheduled to begin with the 2020 event calendar. Additionally, the Commission recommended that the City Council affirm and request that the Commission review and provide an update on the policy in two years, in

Staff Report

REPORT 20-0743

advance of entering into the pilot program's third and final year. The City Council formally approved the Commission's recommended policy (**Attachment 1**) and subsequent review at its regular meeting on January 14, 2020. The following additional actions were included in the Council's motion:

- Include "Pets in the Park" and "Pumpkins in the Park" as part of the agreement process; and
- Allow LTA's for the following events to be handled administratively by staff:
 - "Spyder Surf Fest"
 - "Hearts of Hermosa"
 - "AVP"

An agreement for the Hermosa Beach Education Foundation's "Hearts of Hermosa" was approved by the Council on March 10, 2020 for its event scheduled for Saturday, March 21. Additionally, the "Spyder Surf Fest" agreement was approved by the Council on March 24, 2020 for its event scheduled for Saturday, April 25. Unfortunately, both events were cancelled due to COVID-19 precautionary measures and consistent with the Los Angeles County Public Health Department's health orders. An agreement for the "AVP" event is currently being developed.

Considering the cancellation of large gatherings and events in 2020, the Council, at its October 27, 2020, meeting approved the Commission's recommendation to extend the special event LTA policy pilot program by one year, thus having the Commission review the policy in 2022 instead of in 2021. The three-year policy pilot program would then be completed in 2023, at which time the Commission would recommend its permanent implementation or modifications.

At the Council's meeting on October 27, it also approved the commencement of special event long-term agreement negotiations from the Best Day Foundation for its "Beach Day" event held on the beach south of the Pier; the Arts Group of Hermosa Beach for its "Fine Arts Festival" on the Community Center lawn; and Shakespeare by the Sea's live performances held at Valley Park.

At the Commission's meeting on November 5, 2020, it reviewed LTA requests from Friends of the Parks for "Pets in the Park" held at Valley Park; "Pumpkins in the Park" held at Edith Rodaway Friendship Park; and "Movies at the Beach" held on the south side of the Pier. Following its deliberations and review of each event's application, the Commission recommends the commencement of LTA negotiations for these events consistent with the special event LTA policy.

Discussion

Staff began accepting LTA applications for special events that meet the eligibility requirements on September 17, 2020 under the assumption that events would be permissible in 2021. In addition to completing the application, each event producer was required to submit a corresponding letter that addresses how the organization or event qualifies for each of the eligibility requirements, which

Staff Report

REPORT 20-0743

includes the following:

“To be eligible for consideration of a long-term agreement, an organization must satisfactorily meet at least three of the following qualifiers:

- Its event must qualify as an Impact Level II or III (per the Impact Worksheet), and at least one of the following:
 - Have a combined total of 5,000 people in attendance; or
 - Must be at least two (2) consecutive days (including setup and teardown).
- Have held its event in Hermosa Beach for at least three consecutive years and can demonstrate a positive impact to the city including substitutive and measurable economic and community benefits;
- The event must be produced by an organization that serves, involves, and/or promotes Hermosa Beach’s coastal lifestyle, its residents, schools, and/or businesses; and
- The organization or event producer must be able to demonstrate how its programs (outside of those provided at the event) provide a positive impact to the City including enhancements to quality of life to the Hermosa Beach community; or the offering of recreational, cultural, social, and/or educational activities of interest to the community.

A total of three LTA applications were received and reviewed from Friends of the Parks (FOP) by the Commission at its November 5 meeting. As required in the LTA policy, the Commission reviews and provides a recommendation to the City Council on whether it believes the City should enter into an LTA with a specific event producer or organization. If the Council affirms Commission’s recommendation to proceed, staff would begin negotiating with the organization and return to the Council for formal adoption of the final agreement.

Included in Table 1 are FOP’s date requests for those annual events it requests consideration of entering into an LTA beginning in 2021.

Table 1: Friends of the Parks Requested Event Days Through 2023

Staff Report

REPORT 20-0743

Event	Requested Dates		
	2021	2022	2023
"Pets in the Park"	Saturday, 5/8	Saturday, 5/7	Saturday, 5/6
"Pumpkins in the Park"	Saturday, 10/16	Saturday, 10/15	Saturday, 10/14
"Movies at the Beach"	Friday, 9/17 (set -up) – Saturday, 9/18; and Friday, 9/24 (set -up) – Saturday, 9/25	Friday, 9/9 (set -up) - Saturday, 9/10; and Friday, 9/23 (set -up) – Saturday, 9/24	Friday, 9/8 (set -up) – Saturday, 9/9 and Friday, 9/22 (set -up) – Saturday, 9/23

Requested dates are not confirmed at this phase of review but would be part of the negotiation process if approved by the Council to proceed. Dates are being provided for informational purposes only and are consistent with each organization's event dates held in previous years, excluding those for "Movies at the Beach". FOP representatives are requesting consideration to move that series of events to September, which would be a few weeks later than its traditional dates in August.

Event Information

"Pets in the Park"

FOP would like to enter into an LTA to hold its annual "Pets in the Park" event at Valley Park. This event is a signature event of the organization and is focused on encouraging and educating responsible pet ownership for Hermosa Beach residents. "Pets in the Park" is for all ages with an estimated attendance of approximately 400 participants and 400 spectators each year. It includes activities, exhibitors, and a pet parade. Additional event details and the organization's justification for meeting the eligibility criteria are included in its LTA application and supplemental letter included as **Attachment 2**.

"Pumpkins in the Park"

FOP would like to enter into an LTA to hold its annual "Pumpkins in the Park" at Edith Rodaway Friendship Park. This all-ages holiday event includes Halloween-themed activities including face painting, games, pumpkin decorating, a puppet show and a photobooth. "Pumpkins in the Park" is attended by approximately 175 participants and 25 spectators each year. Additional event details and the organization's justification for meeting the eligibility criteria are included in its LTA application and supplemental letter included as **Attachment 3**.

"Movies at the Beach"

FOP would like to enter into an LTA to hold its annual "Movies at the Beach" in the sand area just south of the Pier. "Movies at the Beach" includes free movie screenings on the beach for the

Staff Report

REPORT 20-0743

community and is intended to be a fundraising event for the organization. At this time, FOP is requesting to hold the event in the fall, which is a little later in the year than the event was traditionally held. As previously noted, the dates are not formalized during this stage of review and will be confirmed during the negotiations process. The event expects up to 2,000 in attendance. Additional event details and the organization's justification for meeting the eligibility criteria are included in its LTA application and supplemental letter included as **Attachment 4**.

General Plan Consistency:

This report and associated recommendation have been evaluated for their consistency with the City's General Plan. Relevant Policies are listed below:

Governance Element

Goal 1. A high degree of transparency and integrity in the decision-making process.

Policies:

- 1.6 Long-term considerations. Prioritize decisions that provide long-term community benefit and discourage decisions that provide short-term community benefit but reduce long-term opportunities.

Parks and Open Space Element

Goal 3. Community parks and facilities encourage social activity and interaction.

Policies:

- 3.1 Community-friendly events. Encourage, permit, and support community group, nonprofit, or business organized events on City property that support physical activity, beach culture, and family-friendly social interactions.
- 3.2 Social and cultural events. Design and program parks and open space to accommodate unique social and cultural events to foster connectedness and interaction.
- 3.3 Commercial use of facilities. Regulate and enforce commercial use of City parks and open spaces to ensure activities do not impact general use and enjoyment.

Goal 8. Special events at the beach are balanced to support community recreation and economic development without restricting coastal access or impacting the community.

Policies:

- 8.3 Community-focused events. Prioritize the approval of special events that enhance the sense of community, improve economic vitality, and foster a healthy environment and active lifestyles.
- 8.4 Family-focused events. Prioritize events that appeal to a wide segment of community members.

Staff Report

REPORT 20-0743

Fiscal Impact:

At this time, there is no known fiscal impact associated with this action. Special event fees are negotiated as part of each agreement, but those impacts are not known until the commencement of negotiations.

Attachments

1. Long-term Agreement Policy
2. "Pets in the Park" Long-term Agreement Application
3. "Pumpkins in the Park" Long-term Agreement Application
4. "Movies at the Beach" Long-term Agreement Application

Respectfully Submitted by: Kelly Orta, Community Resources Manager

Noted for Fiscal Impact: Viki Copeland, Finance Director

Legal Review: Mike Jenkins, City Attorney

Approved: Suja Lowenthal, City Manager

Special Event Long-term Agreement

The City of Hermosa Beach recognizes the value in hosting a variety of beloved community events that help create a balanced and enjoyable events calendar for its residents. To support and develop a long-term approach to the scheduling of events, eligible events can qualify for a long-term agreement (LTA) with the City.

ELIGIBILITY

In order for an organization to be eligible for consideration of a long-term agreement, its event(s) must satisfactorily meet at least three of the following:

- ☐ The event(s) must qualify as an Impact Level II or III (per the Impact Worksheet), and at least one of the following:
 - Have a combined estimated total of 5,000 people in attendance; or
 - The event must be at least two (2) consecutive days (including setup and teardown).
- ☐ Have held its event in Hermosa Beach for at least three consecutive years and can demonstrate a positive and differentiated impact to the city including substantive and measurable economic and community benefits;
- ☐ The event must be produced by an organization that serves, involves, and/or promotes Hermosa Beach's coastal lifestyle, its residents, schools, and/or businesses; and
- ☐ The organization or event producer must be able to demonstrate how its programs (outside of those provided at the event) provide a positive impact to the City including enhancements to quality of life to the Hermosa Beach community; or the offering of recreational, cultural, social, and/or educational activities of interest to the community.

Upon request of an organization whose event does not satisfy one or more of the above eligibility criteria, the City Council may at a regular Council meeting authorize such organization to apply for an LTA where its event provides a demonstrable or differentiated benefit to the community or a service that the City would otherwise be unable to provide.

TERM LIMITS

LTA's shall be for no less than two (2) years but shall not exceed a maximum of three (3) years unless otherwise determined by the City Council.

PROCEDURES

The following steps are required to guide the development and implementation of an LTA:

1. Submittal of an LTA Application and corresponding letter to the Community Resources Department explaining the organization's qualifications (as outlined above).
2. Review and recommendation for City Council approval by the Parks, Recreation and Community Resources Advisory Commission (Commission).
3. Review and approval by the City Council to begin LTA negotiations with Staff.
4. LTA negotiations and development.
5. Presentation of the final LTA to the City Council for approval.

AGREEMENT OBLIGATIONS

Organizations whose event(s) are approved through an LTA are required to provide a formal presentation to the Commission at one of its regular monthly meetings no more than 60-days prior AND 60-days following its event(s). The pre-event presentation shall include a general event overview including anticipated number of attendees; an overview of the event footprint and individualized setup; and its anticipated impact(s) to the community, etc. The post-event presentation shall include a general overview including the actual number of attendees; actual impact(s) to the community; and any event struggles and successes, etc.



City of Hermosa Beach • Community Resources Department
710 Pier Avenue • Hermosa Beach, CA 90254 • 310.318.0280
hbconnect@hermosabeach.gov

SPECIAL EVENT LONG-TERM AGREEMENT APPLICATION

ORGANIZATION INFORMATION

Applicant Name: Laura Leventhal **Birthdate:** N/A

Organization Name: Friends of the Parks (Hermosa Beach)

Non-Profit? ☐ No ☒ Yes Non-Profit I.D. or Tax Exempt #: EIN 770610050

If non-profit, please describe who will benefit from funds raised from your event:
The City of Hermosa Beach residents and local businesses.

Address: 710 Pier Avenue Mailbox #7
Hermosa Beach CA 90254
City State Zip

Phone: (424)625-4705 **Cell:** (310)717-8069

Email Address: president@hbfp.org

EVENT INFORMATION

Please indicate the number of years your event has been held in Hermosa Beach: _____

Event location: Valley Park

Estimated # of Participants: 400 **Age of Participants:** All Ages

Estimated # of Spectators (daily): 400 **Total Estimated Attendance:** 400

Please indicate your event level, selecting all that apply:

☒ Local ☐ Regional ☐ National
☐ Championship ☐ Qualifier

Event Type (please select all that apply):

☐ Race (run, walk, bike, etc.) ☐ Tournament **Type:** _____
☐ Parade ☐ Pass-Through
☐ Street Fair/Festival ☒ Fundraiser **Benefitting:** residents
☐ Concert ☐ Swim Event
☒ Other Pet Parade and Pet Etiquette, sharing our parks with respect & awareness

Event Description – briefly explain your event and its associated activities.

Creating community through its events such as Pets in the Park Park. Come 2021 - HBFOP will be hostir

EVENT DATE REQUEST

Please note the requested event dates, including set-up and tear-down dates, for the next three (3) years. Date requests are not guaranteed.

YEAR ONE EVENT DATE(S):

Set-Up Date(s): May 8, 2021 (backup May 1)

Event Date(s): May 8, 2021 (backup May 1)

Clean-Up Date(s): May 8, 2021 (backup May 1)

If applicable, please provide a brief explanation detailing a necessity for holding your event during the date(s) listed above:

In celebration of Spring, Friends of the Parks enjoys producing this event when the weather is most pleasant.

YEAR TWO EVENT DATE(S):

Set-Up Date(s): May 7, 2022

Event Date(s): May 7, 2022

Clean-Up Date(s): May 7, 2022

If applicable, please provide a brief explanation detailing a necessity for holding your event during the date(s) listed above:

In celebration of Spring, Friends of the Parks enjoys producing this event when the weather is most pleasant.

YEAR THREE EVENT DATE(S):

Set-Up Date(s): May 6, 2023

Event Date(s): May 6, 2023

Clean-Up Date(s): May 6, 2023

If applicable, please provide a brief explanation detailing a necessity for holding your event during the date(s) listed above:

In celebration of Spring, Friends of the Parks enjoys producing this event when the weather is most pleasant.

I certify that the information contained herein is true and correct to the best of my knowledge.

Laura Leventhal, President of Friends of the Parks

Name/Company Representative

Laura Leventhal

Signature

10.15.20

Date

IMPACT CHARACTERISTIC WORKSHEET

Please consider details of your event and use this worksheet to determine its impact level. Your event must qualify as an Impact Level II or III to be eligible for consideration of an LTA.

1

Event Name: PETS IN THE PARKS

Event Date(s): MAY 8, 2021, MAY 7, 2022, and MAY 6, 2023

2

Select one characteristic in each ROW as it relates to your event(s).

Please be sure to mark (i.e. "x", circle, checkmark, etc.) each selection. Failure to do so will deem the worksheet and application incomplete.

NUMBER OF EXPECTED PARTICIPANTS

SMALL
100-500

MEDIUM
500-2,000

LARGE
2,000+

REOCCURRENCE

3+ Years

ONCE BEFORE

NEW EVENT

LOCATION

PARKS OR BEACH

PIER PLAZA

STREETS/
PUBLIC RIGHT
OF WAY/STRAND

TIME OF YEAR

WINTER

SPRING OR FALL

SUMMER

DAY(S) OF THE WEEK

WEEKDAY

WEEKEND

HOLIDAY

NUMBER OF CONSECUTIVE DAYS

LESS THAN 2 DAYS

2-4 DAYS

MORE THAN 5 DAYS

NUMBER OF EVENTS IN ONE YEAR

1-2 EVENTS/ YEAR

3-4 EVENTS/ YEAR

MORE THAN 5 EVENTS/ YEAR

ADDITIONAL REQUESTS NEEDED

i.e. filming, reserved parking, fencing, stage or seating construction, road closures, amplified sound, etc.

NONE

1-2

2 OR MORE

3

Calculate the total number of each color/column selected.

TOTALS

6

2

0

IMPACT LEVEL I

At least 5 blue

IMPACT LEVEL II

At least 2 red

IMPACT LEVEL III

At least 2 green

4

Determine Impact Level by selecting the HIGHEST your event qualifies for.

IMPACT LEVEL

Organization: Hermosa Beach Friends of the Parks (NON-PROFIT)

Event: Pumpkins in the Park

Hermosa Beach Friends of the Parks (FOP) is a local 501 (c) (3) non-profit corporation, dedicated to identifying, prioritizing and fundraising for park and recreation improvements throughout the City of Hermosa Beach. In addition, FOP promotes the use of Hermosa Beach parks to the community and promotes the parks as a valuable resource to the city's residents and visitors.

HBFOP has been hosting events in Hermosa for fifteen years with great success! The organization has established three signature events held annually. The events include Pumpkins in the Park, Pets in the Park and Movies at the Beach. HBFOP has worked in partnership with the City for many years and looks forward to continuing to support with fun local events, cleanups and

Pets in the Park has been held for at least three consecutive years in Hermosa Beach at Valley Park. The event has become a family favorite event with fun activities for pet owners and families. The event grew out of recognition that the community needed to work together to develop better pet etiquette both among owners and community members. The event has demonstrated that we can all make use of the fabulous green space in Hermosa, while being considerate and aware of others.

The event is produced by Hermosa Beach Friends of the Parks – which directly works to benefit the Hermosa Beach City and Community.

HBFOP prides itself on working collaboratively with other community organizations, and Pets in the Park is no exception. The event has involved other local organizations. Additionally, HBFOP has established long-standing relationships with local pet businesses that have directly benefited from being part of this event annually. In previous years, the event has included a pet parade and pet blessings. The event has even featured local clergy and we've been lucky enough to have Commissioners and Council Members as Pet Parade judges. We have even been able to provide vaccinations on site with a mobile clinic. We have also had city representatives on site to allow pet owners to register their pets officially with the City at this event.

For the first time ever, HBFOP held Pets in the Park virtually in 2020, as a result of COVID-19. We simply could not skip such a fun local event. See highlights of the virtual fun we had on our HBFOP Social Channels. Special thanks to Jani Lange and Justin Massey for their involvement in our first ever Pets in the Park @Home edition.

Parks and Recreation Commission indicated at previous meetings that HBFOP and Pets in the Park are the exact type of event and organization that should be eligible for an LTA with the City of Hermosa Beach.

Event Form Criteria:

- The event has been held successfully for more than 3 years – with approval from City Staff & Parks and Rec Commission
- HBFOP is organization that serves, involves, and/or promotes Hermosa Beach's coastal lifestyle, its residents, schools, and/or businesses.
- HBFOP has demonstrated and can continue to provide a provide a positive impact to the City including enhancements to quality of life to the Hermosa Beach

Organization: Hermosa Beach Friends of the Parks (NON-PROFIT)
Event: Pumpkins in the Park

community; or the offering of recreational, cultural, social, and/or educational activities of interest to the community.

Thank you for your consideration of this LTA proposal for HBFOP to continue to host this community favorite event: Pets in the Park

Sincerely,
Hermosa Beach Friends of the Parks
HBFOP.ORG





City of Hermosa Beach • Community Resources Department
710 Pier Avenue • Hermosa Beach, CA 90254 • 310.318.0280
hbconnect@hermosabeach.gov

SPECIAL EVENT LONG-TERM AGREEMENT APPLICATION

ORGANIZATION INFORMATION

Applicant Name: Laura Leventhal

Birthdate: N/A

Organization Name: Friends of the Parks (Hermosa Beach)

Non-Profit? ☐ No ☒ Yes

Non-Profit I.D. or Tax Exempt #: EIN 770610050

If non-profit, please describe who will benefit from funds raised from your event:

Address: 710 Pier Avenue Mailbox #7

Hermosa Beach

CA

90254

City

State

Zip

Phone: (424)625-4705

Cell: (310)717-8069

Email Address: president@hbfp.org

EVENT INFORMATION

Please indicate the number of years your event has been held in Hermosa Beach: 15

Event location: Edith Rodaway Park (formerly at Fort Lots of Fun)

Estimated # of Participants: 175

Age of Participants: all ages

Estimated # of Spectators (daily): 25

Total Estimated Attendance: 200

Please indicate your event level, selecting all that apply:

☒ Local

☐ Regional

☐ National

☐ Championship

☐ Qualifier

Event Type (please select all that apply):

☐ Race (run, walk, bike, etc.)

☐ Tournament Type: _____

☐ Parade

☐ Pass-Through

☐ Street Fair/Festival

☐ Fundraiser

Benefitting: Residents and Parks and Rec

☐ Concert

☐ Swim Event

☒ Other Community Halloween Event

Event Description – briefly explain your event and its associated activities.

The inception of this non-profit organization 501(c)(3) was to support the City of Hermosa Beach Parks and

EVENT DATE REQUEST

Please note the requested event dates, including set-up and tear-down dates, for the next three (3) years. Date requests are not guaranteed.

YEAR ONE EVENT DATE(S):

Set-Up Date(s): October 16, 2021

Event Date(s): October 16, 2021

Clean-Up Date(s): October 16, 2021

If applicable, please provide a brief explanation detailing a necessity for holding your event during the date(s) listed above:

Adjacent communities have numerous Fall festivals, as we customarily offer pumpkin-decorating this falls

YEAR TWO EVENT DATE(S):

Set-Up Date(s): October 15, 2022

Event Date(s): October 15, 2022

Clean-Up Date(s): October 15, 2022

If applicable, please provide a brief explanation detailing a necessity for holding your event during the date(s) listed above:

Adjacent communities have numerous Fall festivals, as we customarily offer pumpkin-decorating this falls

YEAR THREE EVENT DATE(S):

Set-Up Date(s): October 14, 2023

Event Date(s): October 14, 2023

Clean-Up Date(s): October 14, 2023

If applicable, please provide a brief explanation detailing a necessity for holding your event during the date(s) listed above:

Adjacent communities have numerous Fall festivals, as we customarily offer pumpkin-decorating this falls

I certify that the information contained herein is true and correct to the best of my knowledge.

Laura Leventhal, President HBFOP

Name/Company Representative

Laura Leventhal
Signature

10.15.20
Date

IMPACT CHARACTERISTIC WORKSHEET

Please consider details of your event and use this worksheet to determine its impact level. Your event must qualify as an Impact Level II or III to be eligible for consideration of an LTA.

1

Event Name: PUMPKINS IN THE PARK

Event Date(s): OCTOBER 16, 2021, OCTOBER 15, 2022, and OCTOBER 14, 2023

2

Select one characteristic in each ROW as it relates to your event(s).

Please be sure to mark (i.e. "x", circle, checkmark, etc.) each selection. Failure to do so will deem the worksheet and application incomplete.

NUMBER OF EXPECTED PARTICIPANTS

☒ SMALL 100-500 ☐ MEDIUM 500-2,000 ☐ LARGE 2,000+

REOCCURANCE

☒ 3+ Years ☐ ONCE BEFORE ☐ NEW EVENT

LOCATION

☒ PARKS OR BEACH ☐ PIER PLAZA ☐ STREETS/ PUBLIC RIGHT OF WAY/STRAND

TIME OF YEAR

☐ WINTER ☒ SPRING OR FALL ☐ SUMMER

DAY(S) OF THE WEEK

☐ WEEKDAY ☒ WEEKEND ☐ HOLIDAY

NUMBER OF CONSECUTIVE DAYS

☒ LESS THAN 2 DAYS ☐ 2-4 DAYS ☐ MORE THAN 5 DAYS

NUMBER OF EVENTS IN ONE YEAR

☒ 1-2 EVENTS /YEAR ☐ 3-4 EVENTS/ YEAR ☐ MORE THAN 5 EVENTS/ YEAR

ADDITIONAL REQUESTS NEEDED

i.e. filming, reserved parking, fencing, stage or seating construction, road closures, amplified sound, etc.

☒ NONE ☐ 1-2 ☐ 2 OR MORE

3

Calculate the total number of each color/column selected.

TOTALS

IMPACT LEVEL I

At least 5 blue

IMPACT LEVEL II

At least 2 red

IMPACT LEVEL III

At least 2 green

4

Determine Impact Level by selecting the HIGHEST your event qualifies for.

IMPACT LEVEL

Organization: Hermosa Beach Friends of the Parks (NON-PROFIT)

Event: Pumpkins in the Park

Hermosa Beach Friends of the Parks (FOP) is a 501 (c) (3) non-profit corporation, #77-0610050, dedicated to identifying, prioritizing and fundraising for park and recreation improvements throughout the City of Hermosa Beach. In addition, FOP promotes the use of Hermosa Beach parks to the community and promotes the parks as a valuable resource to the city's residents and visitors.

Friends of the Parks has been hosting events in Hermosa for fifteen years with great success! The organization has established three signature events held annually. The events include Pumpkins in the Park, Pets in the Park and Movies at the Beach. HBFOP has worked in partnership with the City for many years and looks forward to continuing to support with fun local events, cleanups and more!

Pumpkins in the Park has been held for more than three consecutive years in Hermosa Beach at Edith Rodaway Park. The event has become a family favorite event with fun activities for children and parents alike. The event has certainly demonstrated a positive impact to the city and community overall.

The event is produced by Hermosa Beach Friends of the Parks – which directly works to benefit the Hermosa Beach City and Community.

HBFOP prides itself on working collaboratively with other community organizations, and Pumpkins in the Park is no exception. The event has traditionally had involvement from Rotary and Kiwanis as well as the local Boy Scout Troup, and local student volunteers. The most recent event also included volunteers from Leadership Hermosa. This event is supported by local sponsors and partners.

Parks and Recreation Commission stated that HBFOP and Pumpkins in the Park are the exact type of event and organization that should be eligible for an LTA with the City of Hermosa Beach.

Event Form Criteria:

- The event has been held successfully for more than 10 years – with approval from City Staff & Parks and Rec Commission
- HBFOP is organization that serves, involves, and/or promotes Hermosa Beach's coastal lifestyle, its residents, schools, and/or businesses.
- HBFOP has demonstrated and can continue to provide a provide a positive impact to the City including enhancements to quality of life to the Hermosa Beach community; or the offering of recreational, cultural, social, and/or educational activities of interest to the community.

Thank you for your consideration of this LTA proposal for HBFOP to continue to host this community favorite event: Pumpkins in the Park

Sincerely,
Hermosa Beach Friends of the Parks
HBFOP.ORG

Organization: Hermosa Beach Friends of the Parks (NON-PROFIT)
Event: Pumpkins in the Park





City of Hermosa Beach
Community Resources Department
710 Pier Avenue • Hermosa Beach, CA 90254
310.318.0280 • hbconnect@hermosabeach.gov

SPECIAL EVENT LONG-TERM AGREEMENT APPLICATION

The City of Hermosa Beach recognizes the value in hosting a variety of beloved community events that help create a balanced and enjoyable events calendar for its residents. To support and develop a long-term approach to the scheduling of events, eligible events can qualify for a long-term agreement (LTA) with the City.

Eligibility

In order for an organization to be eligible for consideration of a long-term agreement, its event(s) must satisfactorily meet at least three of the following:

- ☐ The event(s) must qualify as an Impact Level II or III (per the Impact Worksheet found in the Special Event Application) event, AND at least one of the following:
 - ☐ Have a combined estimated total of 5,000 people in attendance; or
 - ☐ The event must be at least two (2) consecutive days (including setup and teardown).
- ☐ Have held its event in Hermosa Beach for at least three consecutive years and can demonstrate a positive and differentiated impact to the city including substantive and measurable economic and community benefits;
- ☐ The event must be produced by an organization that serves, involves, and/or promotes Hermosa Beach's coastal lifestyle, its residents, schools, and/or businesses; and
- ☐ The organization or event producer must be able to demonstrate how its programs (outside of those provided at the event) provide a positive impact to the City including enhancements to quality of life to the Hermosa Beach community; or the offering of recreational, cultural, social, and/or educational activities of interest to the community.

Upon request of an organization whose event does not satisfy one or more of the above eligibility criteria, the City Council may at a regular Council meeting authorize such organization to apply for an LTA where its event provides a demonstrable or differentiated benefit to the community or a service that the City would otherwise be unable to provide.

Procedures for Consideration

The following steps are required to guide the development and implementation of an LTA:

1. Submittal of an LTA Application and corresponding letter to the Community Resources Department that addresses how the organization or event qualifies for each of the eligibility requirements (as outlined above).
2. Review and recommendation for City Council approval by the Parks, Recreation and Community Resources Advisory Commission (Commission).
3. Review and approval by the City Council to begin LTA negotiations with Staff.
4. LTA negotiations and development.
5. Presentation of the final LTA to the City Council for approval.



City of Hermosa Beach • Community Resources Department
710 Pier Avenue • Hermosa Beach, CA 90254 • 310.318.0280
hbconnect@hermosabeach.gov

SPECIAL EVENT ***LONG-TERM AGREEMENT APPLICATION***

ORGANIZATION INFORMATION

Applicant Name: _____		Birthdate: _____	
Organization Name: _____			
Non-Profit? <input type="checkbox"/> No <input type="checkbox"/> Yes		Non-Profit I.D. or Tax Exempt #: _____	
If non-profit, please describe who will benefit from funds raised from your event: _____			
Address: _____			
_____ City		_____ State	_____ Zip
Phone: _____		Cell: _____	
Email Address: _____			

EVENT INFORMATION

Please indicate the number of years your event has been held in Hermosa Beach: _____		
Event location: _____		
Estimated # of Participants: _____		Age of Participants: _____
Estimated # of Spectators (daily): _____		Total Estimated Attendance: _____
Please indicate your event level, selecting all that apply:		
<input type="checkbox"/> Local	<input type="checkbox"/> Regional	<input type="checkbox"/> National
<input type="checkbox"/> Championship	<input type="checkbox"/> Qualifier	
Event Type (please select all that apply):		
<input type="checkbox"/> Race (run, walk, bike, etc.)	<input type="checkbox"/> Tournament	Type: _____
<input type="checkbox"/> Parade	<input type="checkbox"/> Pass-Through	
<input type="checkbox"/> Street Fair/Festival	<input type="checkbox"/> Fundraiser	Benefitting: _____
<input type="checkbox"/> Concert	<input type="checkbox"/> Swim Event	
<input type="checkbox"/> Other _____		

Event Description – *briefly explain your event and its associated activities.*

EVENT DATE REQUEST

Please note the requested event dates, including set-up and tear-down dates, for the next three (3) years. Date requests are not guaranteed.

YEAR ONE EVENT DATE(S):

Set-Up Date(s): _____

Event Date(s): _____

Clean-Up Date(s): _____

If applicable, please provide a brief explanation detailing a necessity for holding your event during the date(s) listed above:

YEAR TWO EVENT DATE(S):

Set-Up Date(s): _____

Event Date(s): _____

Clean-Up Date(s): _____

If applicable, please provide a brief explanation detailing a necessity for holding your event during the date(s) listed above:

YEAR THREE EVENT DATE(S):

Set-Up Date(s): _____

Event Date(s): _____

Clean-Up Date(s): _____

If applicable, please provide a brief explanation detailing a necessity for holding your event during the date(s) listed above:

I certify that the information contained herein is true and correct to the best of my knowledge.

Name/Company Representative

Laura Leventhal for HCBQD

Signature

Date

IMPACT CHARACTERISTIC WORKSHEET

Please consider details of your event and use this worksheet to determine its impact level. Your event must qualify as an Impact Level II or III to be eligible for consideration of an LTA.

1

Event Name: Movies at the Beach

Event Date(s): Saturday September 18th & 25th

2

Select one characteristic in each ROW as it relates to your event(s).

Please be sure to mark (i.e. "x", circle, checkmark, etc.) each selection. Failure to do so will deem the worksheet and application incomplete.

Our event is typically held in summer - but we have also held it in early fall. (Around back to school)

NUMBER OF EXPECTED PARTICIPANTS

SMALL
100-500

MEDIUM
500-2,000

LARGE
2,000+

REOCCURRENCE

3+ Years

ONCE BEFORE

NEW EVENT

LOCATION

PARKS OR BEACH

PIER PLAZA

STREETS/
PUBLIC RIGHT
OF WAY/STRAND

TIME OF YEAR

WINTER

SPRING OR FALL

SUMMER

DAY(S) OF THE WEEK

WEEKDAY

WEEKEND

HOLIDAY

NUMBER OF CONSECUTIVE DAYS

LESS THAN 2 DAYS

2-4 DAYS

MORE THAN 5 DAYS

NUMBER OF EVENTS IN ONE YEAR

1-2 EVENTS / YEAR

3-4 EVENTS / YEAR

MORE THAN 5 EVENTS / YEAR

ADDITIONAL REQUESTS NEEDED
i.e. filming, reserved parking, fencing, stage or seating construction, road closures, amplified sound, etc.

NONE

PARKING
SOUND

1-2

2 OR MORE

TOTALS

5

3

1

IMPACT LEVEL I

At least 5 blue

IMPACT LEVEL II

At least 2 red

IMPACT LEVEL III

At least 2 green

4

Determine Impact Level by selecting the HIGHEST your event qualifies for.

IMPACT LEVEL

II

Organization: Hermosa Beach Friends of the Parks (NON-PROFIT)

Event: Pumpkins in the Park

Hermosa Beach Friends of the Parks (FOP) is a 501 (c) (3) non-profit corporation, #77-0610050, dedicated to identifying, prioritizing and fundraising for park and recreation improvements throughout the City of Hermosa Beach. In addition, FOP promotes the use of Hermosa Beach parks to the community and promotes the parks as a valuable resource to the city's residents and visitors.

Friends of the Parks has been hosting events in Hermosa for fifteen years with great success! The organization has established three signature events held annually. The events include Pumpkins in the Park, Pets in the Park and Movies at the Beach. HBFOP has worked in partnership with the City for many years and looks forward to continuing to support with fun local events, cleanups and more!

Movies at the Beach is a FREE sunset film series on the sand, presented by Friends of the Parks. Movies at the Beach has been held for more than three years on the Sand just South of Hermosa Pier. The series extends legacy of HBFOP's former event Movies at the Park. The event allows HBFOP to highlight the largest park in Hermosa, while reminding community members to keep the beach clean for everyone to enjoy.

The event is produced by Hermosa Beach Friends of the Parks – which directly works to benefit the Hermosa Beach City and Community. HBFOP has worked collaboratively to deliver this event on their own, in conjunction with Summer Concerts and most recently with Hermosa Summer Series.

HBFOP prides itself on working collaboratively with other community organizations, and Movies at the Beach is no exception. This event is very well known throughout the South Bay and has become a community favorite, involving local organizations and a number of local sponsors including Keller Williams Beach Cities, Beach Cities Health District and Fusion Academy to name a few. Hermosa Farmers Market even had involvement at this event.

HBFOP has worked with at least three City Managers in Hermosa Beach as well as City Staff to ensure that this event continues with success. HBFOP has been in discussions about a long-term agreement in order to continue to host Movies at the Beach.

Event Form Criteria:

- The event must be at least two (2) consecutive days (including setup and teardown).
- The event has been held successfully for more than 5 years – with approval from City Staff & Parks and Rec Commission
- HBFOP is organization that serves, involves, and/or promotes Hermosa Beach's coastal lifestyle, its residents, schools, and/or businesses.

Organization: Hermosa Beach Friends of the Parks (NON-PROFIT)
Event: Pumpkins in the Park

- HBFOP has demonstrated and can continue to provide a provide a positive impact to the City including enhancements to quality of life to the Hermosa Beach community; or the offering of recreational, cultural, social, and/or educational activities of interest to the community.

Thank you for your consideration of this LTA proposal for HBFOP to continue to host this community favorite event: Movies at the Beach

Sincerely,
Hermosa Beach Friends of the Parks
HBFOP.ORG





Staff Report

Staff Report

REPORT 20-0749

Honorable Mayor and Members of the Hermosa Beach City Council
Regular Meeting of November 24, 2020

**REQUEST FOR APPROVAL OF SPONSORSHIP DONATION TO
THE BEACH CITIES HEALTH DISTRICT'S 22nd ANNUAL
HOLIDAY GIFT BAG PROJECT
(City Manager Suja Lowenthal)**

Recommended Action:

Staff recommends that the City Council approve a donation of \$1,380 to the Beach Cities Health District's Holiday Gift Bag Project for 2020.

Background:

The Beach Cities Health District (BCHD) Holiday Gift Bag Project is supported through partnerships with local agencies, civic organizations, service groups, private donations and memorials. As part of the Holiday Gift Bag Project, friendly volunteers have delivered gift bags filled with practical and fun gifts to beach cities seniors and adults with disabilities each holiday season since 1998. Each year, hundreds of volunteers participate and provide joy and excitement to recipients of the gift bags, many of whom are homebound or live in isolation.

BCHD will not be able to offer the opportunity to volunteer delivering bags this year as they have in years past, although they hope to offer the opportunity again in the years to come. BCHD staff and essential-service volunteers will be delivering bags following strict safety protocols. They are asking the community to assist with this project by coloring and decorating a holiday card to be inserted in each bag. Please see the BCHD website on how to download a card to decorate (**Attachment 2**).

The unprecedented events of 2020 has highlighted the need to be prepared for emergencies. Each holiday gift bag this year will include an emergency kit backpack that contains three days of essential supplies. Additionally, recipients may receive grocery gift cards, stamps, a BCHD face covering, hand sanitizer, a 2021 calendar, healthy snacks, and a holiday card created by members of our community. BCHD will be providing 23 Hermosa Beach clients with holiday gift bags. The estimated cost for each gift bag this year is \$60. The total amount for the Hermosa Beach client gift bags is \$1,380.

Staff Report

REPORT 20-0749

General Plan Consistency:

PLAN Hermosa, the City's General Plan, was adopted by the City Council in August 2017. The Beach Cities Health District's Holiday Gift Bag Project supports the PLAN Hermosa goal and policy listed below.

Governance Element

Goal 7. Community sustainability and health are a priority in policy and decision-making.

- *Policy 7.10 Senior needs and services.* Consider and address the specialized services and needs of a growing population of seniors regarding health and wellness, recreation, housing, and transportation.

Fiscal Implications:

Funds for this donation are included in the Fiscal Year 2020-21 budget under the City Council Special Events Account, 001-1101-4319.

Attachment:

1. Request from BCHD
2. Link to Holiday Gift Bag Project Webpage

Respectfully Submitted by: Ann Yang, Executive Assistant

Legal Review: Mike Jenkins, City Attorney

Noted for Fiscal Impact: Viki Copeland, Finance Director

Approved: Suja Lowenthal, City Manager

Ann Yang

From: Kate Ekman <Kate.Ekman@bchd.org>
Sent: Wednesday, November 18, 2020 10:08 AM
To: Ann Yang
Subject: Holiday Gift Bags and Hermosa Beach

Follow Up Flag: Follow up
Flag Status: Flagged

Hi Ann!

There will be 23 Hermosa Beach residents receiving holiday gift bags this year. We are estimating the cost of each bag approximately \$60.00 this year because this year we are providing emergency kits and other items. The total for the Hermosa Beach residents is estimated at \$1,380 but any amount the city is willing to donate toward this will be much appreciated.

Please let me know if you have any questions at all.

Sincerely,
Kate

Kate A. Ekman, CVA

Purpose and Engagement Coordinator

Beach Cities Health District

Pronouns: she/her/hers & they/them/theirs

Ph: 310-374-3426, x199

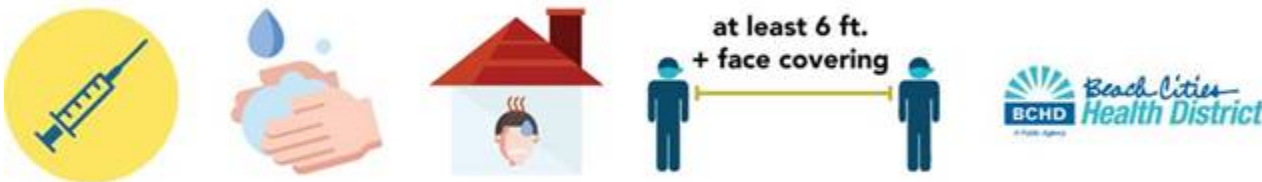
Fax: 310-376-4738

www.bchd.org

www.facebook.com/beachcitieshealth

Creating a healthy beach community.

Protect Yourself and Others from COVID-19 and the Flu



Get your flu vaccine, wash your hands frequently, self-isolate if you are sick,
practice physical distancing and wear a cloth face covering

THE PRECEDING E-MAIL, INCLUDING ANY ATTACHMENTS, CONTAINS INFORMATION THAT MAY BE CONFIDENTIAL, BE PROTECTED BY ATTORNEY CLIENT OR OTHER APPLICABLE PRIVILEGES, OR CONSTITUTE NON-PUBLIC INFORMATION. IT IS INTENDED TO BE CONVEYED ONLY TO THE DESIGNATED RECIPIENT. IF YOU ARE NOT THE INTENDED RECIPIENT OF THIS MESSAGE, PLEASE NOTIFY THE SENDER BY REPLYING TO THIS MESSAGE AND THEN DELETE IT FROM YOUR SYSTEM. USE, DISSEMINATION, DISTRIBUTION, OR

REPRODUCTION OF THIS MESSAGE BY UNINTENDED RECIPIENTS IS NOT AUTHORIZED AND MAY BE UNLAWFUL.



Staff Report

Staff Report

REPORT 20-0753

Honorable Mayor and Members of the Hermosa Beach City Council
Regular Meeting of November 24, 2020

**ORDINANCE NO. 20-1419 AN ORDINANCE OF THE CITY
OF HERMOSA BEACH, CALIFORNIA, AMENDING TEXT AMENDMENT 20-02, CONSIDERATION
OF AMENDMENTS TO CHAPTER 17.44, "OFF-STREET PARKING" OF THE HERMOSA BEACH
MUNICIPAL CODE TO ALLOW PARKING PROVIDED WITH MECHANICAL VEHICLE LIFTS TO
COUNT TOWARDS
THE REQUIRED NUMBER OF PARKING SPACES AND TO
SET STANDARDS FOR THE PERMITTING AND USE
OF MECHANICAL VEHICLE LIFTS
(City Clerk Eduardo Sarmiento)**

Recommended Action:

Staff recommends that the City Council waive full reading and adopt by title Ordinance No. 20-1419.

Background:

At the November 10, 2020 City Council meeting, staff presented the draft ordinance for Council consideration. Following public hearing, the City Council approved the introduction of the ordinance by the following vote:

Ayes: Councilmembers: Armato, Campbell, Fangary, Mayor Pro Tem Detoy and Mayor
Massey
Noes: None
Absent: None
Abstain: None

Attachments:

1. Ordinance No. 20-1419

Respectfully Submitted by: Eduardo Sarmiento, City Clerk

Concur: Suja Lowenthal, City Manager

ORDINANCE NO. _____

**AN ORDINANCE OF THE CITY COUNCIL OF THE CITY OF
HERMOSA BEACH AMENDING CHAPTER 17.44, “OFF-STREET
PARKING” OF THE HERMOSA BEACH MUNICIPAL CODE TO
ALLOW PARKING PROVIDED WITH MECHANICAL VEHICLE LIFTS
TO COUNT TOWARDS THE REQUIRED NUMBER OF PARKING
SPACES AND TO SET STANDARDS FOR THE PERMITTING AND USE
OF MECHANICAL VEHICLE LIFTS.**

The City Council of the City of Hermosa Beach does ordain as follows:

Section 1. The Planning Commission held a duly noticed public hearing on October 20, 2020 to consider amending Municipal Code Sections 17.44.010 and 17.44.210 and adding Section 17.44.240 to the Hermosa Beach Municipal Code to allow the use of mechanical vehicle lifts to count towards the parking minimums on lots equal to or smaller than 2,100 square feet and with a Parking Plan on all other sized lots and to set standards for the use of mechanical vehicle lifts (TEXT 20-02).

Section 2. The City Council held a duly noticed public hearing on November 10, 2020, not to exceed forty (40) calendar days following the Planning Commission’s recommendation, to introduce the first reading of a draft ordinance to consider amending chapter 17.44, “off-street parking” of the Hermosa Beach Municipal Code to allow parking provided with mechanical vehicle lifts to count towards the required number of parking spaces and to set standards for the permitting and use of mechanical vehicle lifts.

Section 3. The project is not subject to the California Environmental Quality Act (CEQA) pursuant to CEQA Guidelines Section 15060(c)(2), because the project will not result in a direct or reasonably foreseeable indirect physical change in the environment. In addition, the project is exempt from CEQA pursuant to CEQA Guidelines Section 15061(b)(3) which states that CEQA applies only to projects which have a potential for causing a significant effect on the environment. Where it can be seen with certainty that there is no possibility that the activity in question may have a significant effect on the environment, the activity is not subject to CEQA. The zone text amendment changes are not subject to CEQA and in addition to, the project would be categorically exempt as the project is procedural in nature and there is no possibility that the activity in question may have a significant effect on the environment.

Section 4. The City Council approves of the following amendments to the Hermosa Beach Municipal Code:

1. The alphabetical list of definitions in Section 17.44.010 of Chapter 17.44 of Title 17 of the Hermosa Beach Municipal Code is amended to read as follows:

“Mechanical vehicle lift” means a mechanical system that lifts or descends one vehicle to make space available to park a second vehicle in a vertical tandem fashion.

2. Subsections 17.44.210(B)(8)-(9) of Chapter 17.44 of Title 17 of the Hermosa Beach Municipal Code is amended to read as follows:

17.44.210 Parking Plans

A. A parking plan may be approved by the planning commission to allow for a reduction in the number of spaces required. The applicant shall provide the information necessary to show that adequate parking will be provided for customers, clients, visitors and employees or when located in a vehicle parking district, the applicant shall propose an in-lieu fee according to requirements of this chapter.

B. Factors such as the following shall be taken into consideration:

1. Van pools;
2. Bicycle and foot traffic;
3. Common parking facilities;
4. Varied work shifts;
5. Valet parking;
6. Unique features of the proposed uses;
7. Peak hours of the proposed use as compared with other uses sharing the same parking facilities especially in the case of small restaurants or snack shops in the downtown area or in multitenant buildings;
8. Mechanical Vehicle Lifts, not subject to HBMC Subsection 17.44.240(A)(2) and (3);
9. Other methods of reducing parking demand.

C. A covenant with the city a party thereto, may be required limiting the use of the property and/or designating the method by which the required parking will be provided at the time that the planning commission determines that inadequate parking exists.

D. Fees, application and processing procedures for parking plans shall set forth by resolution of the city council. (Ord. 94-1099 § 3, 1994; prior code Appx. A, § 1169)

3. Section 17.44.240 of Chapter 17.44 of Title 17 of the Hermosa Beach Municipal Code is to read as follows:

17.44.240 Mechanical vehicle lifts

A. Building Permit Required

1. A building permit is required for the installation of a mechanical vehicle lift system.
2. Mechanical vehicle lifts may be permitted to meet off-street parking spaces requirements in HBMC Section 17.44.020 (Off-street parking—Residential uses) on residential lots equal to or smaller than 2,100 square feet.
3. On residential lots greater than 2,100 square feet, mechanical vehicle lifts are permitted where the parking space(s) provided by the mechanical vehicle lift(s) is/are in excess of the minimum number of required parking spaces and are subject to requirements of this Section.

B. Parking Plan Required. On residential lots greater than 2,100 square feet and in all other zones, mechanical vehicle lifts are allowed to meet the off-street parking space requirements in HBMC Sections 17.44.020 and 17.44.030 with review and approval of a Parking Plan, in accordance with HBMC Section 17.44.210 (Parking plan).

C. Screening. Mechanical vehicle lift shall be located only within a fully enclosed garage.

D. Vertical Clearance. A mechanical vehicle lift may only be used to store two (2) vehicles vertically where a minimum vertical height clearance from the garage floor to the garage ceiling plate or, in the case of a lift installed below the garage floor, from the below grade floor to the garage ceiling, is a minimum of twelve (12) feet clear of obstructions.

E. Safety

1. All equipment shall be listed and rated by a testing agency recognized by California (i.e. UL).
2. A mechanical vehicle lift shall be permitted only if it is operated with an automatic shutoff safety device and is installed in accordance with manufacturer specifications.
3. A mechanical vehicle lift shall be equipped with a key locking mechanism.
4. Mechanical vehicle lifts shall provide a manual override to access or remove vehicles from the mechanical vehicle lift in the event of a power outage.

F. Miscellaneous

1. Mechanical vehicle lifts shall not be utilized to meet required guest parking. Guest parking shall remain open and accessible at all times.
2. In buildings that are nonconforming to parking, where fewer parking spaces are provided than required by HBMC Sections 17.44.020 and 17.44.030, the number of at-grade parking spaces shall not be reduced.
3. Standards in HBMC Chapter 17.44 which are not specifically stated in and do not contradict this Section still apply.

Section 5. The City Council finds that the text amendment is consistent with the general objectives, principles, and standards of the General Plan

PASSED, APPROVED AND ADOPTED this __ day of _____, 2020.

PRESIDENT of the City Council and MAYOR of the City of Hermosa California

ATTEST:

APPROVED AS TO FORM:

City Clerk

City Attorney



City of Hermosa Beach

City Hall
1315 Valley Drive
Hermosa Beach, CA 90254

Staff Report

Staff Report

REPORT 20-0737

**Honorable Mayor and Members of the Hermosa Beach City Council
Regular Meeting of December 24, 2020**

**RECEIVE VERBAL REPORT ON EMERGENCY
ENFORCEMENT MEASURES TO ENSURE
COMPLIANCE WITH PANDEMIC-RELATED HEALTH
ORDERS FROM BOTH THE CITY AND THE COUNTY
OF LOS ANGELES HEALTH DEPARTMENT**
(City Manager Suja Lowenthal and Police Chief Paul LeBaron)

DATE	ORDINANCE/RESOLUTION	EXPIRATION DATE
March 16, 2020	<p>Resolution No. 20-7230 Confirming the Proclamation of a Local Emergency.</p> <p><u>Pursuant to Section 5:</u> Pursuant to the authority prescribed by Hermosa Beach Municipal Code Section 2.56.090, the City Council hereby orders as follows (the “Order”), to take effect immediately and remain in effect until March 28, 2020, unless extended by the City Council or City Manager:</p> <p style="padding-left: 40px;">A. All restaurants, alcohol beverage establishments and snack shops in the City are hereby ordered closed to onsite patronage; <i>provided, however</i>, that take-out orders and delivery of meals are permitted provided that take-out orders are picked up by a single person and the establishment maintains social distance in any necessary queuing of patrons.</p> <p style="padding-left: 40px;">B. All formal and informal organized and group activities, games and sports, with the exception of family outings, are hereby prohibited in all City parks and the beach;</p> <p style="padding-left: 40px;">C. The City shall prohibit access to play structures at all City parks;</p> <p style="padding-left: 40px;">D. The City shall post signs at all City parks advising that:</p> <p style="padding-left: 80px;">i. COVID-19 is known to survive on various surfaces such as children’s play equipment, bathroom surfaces, tables, benches, railings, and other fixtures, for 72 or more hours; and</p> <p style="padding-left: 80px;">ii. Park users shall maintain social distance as prescribed by Beach Cities Health District, as provided in Exhibit 1 attached hereto;</p> <p style="padding-left: 80px;">iii. Park users with symptoms consistent with COVID-19 infection are encouraged to isolate themselves at home and contact their health care provider or, if they do not have a health care provider, the Los Angeles County Department of Health to assist with receiving prompt diagnosis and care.</p>	<p>Section 5 requirements: until March 28, 2020, unless extended by the City Council or City Manager.</p> <p>No expiration date set for Section 6 Measures.</p>

	<p><u>Pursuant to Section 6:</u></p> <p>A. Commercial landlords in the City are hereby prohibited from (I) charging rent and (II) evicting commercial tenants for nonpayment of rent with respect to tenants whose businesses are subject to the Order or are otherwise limited or closed (voluntarily or by mandate) to prevent or reduce the spread of COVID-19 and who demonstrate lost income and inability to pay rent as a result of such limitation or closure. A landlord knows of a tenant's lost income and inability to pay rent within the meaning of this Order if the tenant, within 30 days after the date rent is due, notifies the landlord in writing of the lost income and inability to pay rent due to a limitation or closure of the tenant's business related to COVID-19, with appropriate supporting documentation. If a tenant suffers only a partial loss of income, the tenant shall pay the pro-rated share of their rent that corresponds to the income they generated during the period of loss.</p> <p>B. Residential landlords in the City are hereby prohibited from (I) charging rent and (II) evicting residential tenants for nonpayment of rent with respect to tenants whose income is reduced or eliminated as a result of efforts to prevent or reduce the spread of COVID-19 and who demonstrate lost income and inability to pay rent as a result of such loss. A landlord knows of a tenant's lost income and inability to pay rent within the meaning of this Order if the tenant, within 30 days after the date rent is due, notifies the landlord in writing of the lost income and inability to pay rent due to such loss, with appropriate supporting documentation. If a tenant suffers only a partial loss of income, the tenant shall pay the pro-rated share of their rent that corresponds to the income they generated during the period of loss.</p>	
March 24, 2020	<p>Urgency Ordinance No. 20-1406U, Temporary Moratorium on Evictions for Nonpayment of Rent by Residential Tenants and Commercial Tenants, and Temporary Suspension on Residential and Commercial Foreclosures</p> <p>This Moratorium replaced the eviction moratorium in Resolution No. 20-7230</p>	May 31, 2020

April 14, 2020	<p>Urgency Ordinance No. 20-1407U, To Amend the Temporary Moratorium on Foreclosures and Evictions Due to Non-Payment of Rent by Residential and Commercial Tenants Impacted by COID-19.</p> <p>Amended the Eviction Moratorium in 20-1406U in its entirety in light of Governor Newsom's Financial Relief Package announced on March 25, 2020.</p>	May 31, 2020
April 22, 2020	<p>City Manager/Director of Emergency Services Executive Order No. 2020-01</p> <p>Pursuant to Section 2:</p> <ol style="list-style-type: none"> 1. Cancellation of non-essential large public events, senior and community programs, and limitations on public access to some City facilities (effective March 12, 2020). 2. Cancellation of P.A.R.K. After School Program (effective March 13, 2020). 3. Closure of City Hall (effective March 16, 2020). 4. Cancellation of Wednesday Farmers Market (effective March 18, 2020) and Friday Farmers Market (effective March 20, 2020). 5. Business License renewal dates extended to May 31, 2020 (effective March 25, 2020). 6. Parking Permit renewal dates extended to May 31, 2020 (effective March 25, 2020). 7. Parking citation unbilled late fees delayed until May 31, 2020 (effective March 25, 2020). 8. Parking citation DMV holds delayed until May 31, 2020 (effective March 25, 2020). 	<p>Shall continue until the earlier to occur of: (1) the conclusion of the local emergency; (2) its termination is ordered by the City Manager/Director of Emergency Services; or (3) it is duly terminated by the City Council. The Order may also be superseded by a duly enacted ordinance or order of the City Council expressly superseding this Order.</p>

	<p>9. Temporary banner permit requirements waived through May 31, 2020 (effective March 25, 2020).</p> <p>10. Closure of beach and Strand (effective March 27, 2020).</p> <p>11. Closure of City parks on Easter Sunday (effective April 9, 2020).</p> <p><i>*This order was confirmed at the April 28th meeting.</i></p>	
April 27, 2020	<p>City Manager/Director of Emergency Services Executive Order No. 2020-02</p> <p><u>Pursuant to section 2:</u></p> <p>1. The ten cents (\$0.10) per recycled paper carryout bag charged to customers by affected retail establishments provided by Hermosa Beach Municipal Code Section 8.68.040 is hereby suspended.</p> <p>2. All restaurants, snack shops and similar businesses that serve food (and, optionally, groceries) and alcohol via delivery, pick-up or drive-thru shall not provide any alcohol to a customer prior to providing the entire food/meal order; i.e. all alcohol shall be provided to the customer concurrently with the delivery of food. All such establishments shall monitor customers waiting for food to ensure that no one is consuming alcohol on or adjacent to the premises.</p> <p><i>*This Order was confirmed at the May 12th meeting.</i></p>	<p>Shall continue until the earlier to occur of: (1) the conclusion of the local emergency; (2) its termination is ordered by the City Manager/Director of Emergency Services; or (3) it is duly terminated by the City Council. The Order may also be superseded by a duly enacted ordinance or order of the City Council expressly superseding this Order.</p>
May 14, 2020	<p>City Manager/Director of Emergency Services Executive Order No. 2020-03</p> <p><u>Pursuant to Section 2:</u></p> <p>Consistent with the provisions of the County Health Officer's May 13, 2020 Revised Order, the beach will be open from 6:00 a.m. to 9:00 p.m. subject to the following:</p>	<p>Shall continue until the earlier to occur of: (1) the conclusion of the local emergency; (2) its termination is ordered by the City Manager/Director of Emergency Services; or (3) it is duly terminated by the City Council. The Order may</p>

	<ol style="list-style-type: none"> 1. Only the following limited activities are allowed: <ol style="list-style-type: none"> i. Individual or household ocean activities such as surfing, swimming, kayaking, paddle boarding, and body surfing. ii. Individual or household active recreation and exercise such as walking and running where the participants do not remain in a stationary location. 2. The following activities are prohibited: <ol style="list-style-type: none"> i. Sunbathing, sitting, lying on the sand and other stationary activities (such as yoga, calisthenics, or meditation). ii. Picnicking. iii. Use of chairs, canopies or coolers. iv. Biking. v. Group or organized sports such as volleyball vi. Gatherings or events. vii. Fishing. 3. Individuals/households must exit the beach immediately after they recreate. 4. All beachgoers must follow the following safety requirements: <ol style="list-style-type: none"> i. Maintain more than 6 feet physical distance from others at all times (except between members of same household). ii. Wear face coverings, when out of the water and around others (except for children under age 2 and children with breathing problems). 5. All City parks and the beach are closed daily from 9:00 p.m. to 6:00 a.m. 6. The Strand and Pier remain closed. 7. City parking facilities are subject to the following regulations, subject to further modification by the City Manager/Director of Emergency Services 	<p>also be superseded by a duly enacted ordinance or order of the City Council expressly superseding this Order.</p>
--	--	--

	<p>as may be required to maintain public safety and order and to enforce the City's emergency orders:</p> <ul style="list-style-type: none"> i. All, or parts of, Lot A, Lot B, Lot C, and Lot D will be closed. ii. Temporary short-term parking spaces will be established in Lot A and Lot D. iii. Monthly permit parking spaces will be provided in Lot D. iv. Temporary parking spaces will be designated at various locations on City streets. <p>8. Consistent with the provisions of the County Health Officer's May 13, 2020 Revised Order, all Lower Risk retail Businesses that sell goods and services to the public may only provide these goods and services to the public via curbside, doorside, or other outdoor or outside pickup, or via delivery. Members of the public are not permitted inside a retail Low-Risk Retail Business. Lower Risk Businesses may set up a table or shade structure in a manner to accommodate pickup, provided that patrons practice social distancing as provided in the May 13, 2020 Revised Order and provided that minimum 5-foot clearance is maintained along public walkways. Outdoor display of merchandise is prohibited.</p> <p>9. In addition to enforcement remedies available to the City as provided in the Hermosa Beach Municipal Code, emergency executive orders issued by the City Manager/Director of Emergency Services and emergency resolutions adopted by the City Council shall be enforceable by way of:</p> <ul style="list-style-type: none"> i. Imposing an administrative citation pursuant to HBMC Chapter 1.10. ii. Prosecuting a misdemeanor, punishable by a fine of not to exceed one thousand (\$1,000) dollars or by imprisonment for not to exceed six months, or both. <p><i>*This Order was confirmed during the <u>May 26th</u> meeting as amended by Resolution 7236.</i></p>	
--	---	--

May 21, 2020	<p>City Manager/Director of Emergency Services Executive Order No. 2020-04</p> <p><u>Pursuant to Section 3.</u> The City Manager and Director of Emergency Services now seeks to extend the duration of the emergency orders listed in Section 5 of Resolution No. 20-7230, as revised and restated below. The following emergency orders are issued effective as of the date set forth below and shall supersede any previous emergency orders inconsistent herewith:</p> <p>A. All restaurants, alcohol beverage establishments and snack shops in the City are hereby ordered closed to onsite patronage; <i>provided, however</i>, that (i) take-out orders and delivery of meals are permitted, provided that take-out orders are picked up by way of a drive-through window or by a single person and the establishment maintains social distance in any necessary queuing of patrons, and (ii) outdoor dining will be permitted upon issuance of and as provided in Executive Order 2020-05.</p> <p>B. All gyms and fitness centers are hereby ordered closed in accordance with the March 16, 2020 Order of the Health Officer of the Los Angeles County Department of Public Health.</p> <p>C. All formal and informal organized and group activities of any size, including but not limited to all games and sports, with the exception of family outings and use of the City's tennis and pickleball courts in accordance with City regulations, are hereby prohibited in all City parks, the beach, Pier Plaza and other public spaces.</p> <p>D. Access to play structures and exercise equipment in all City parks, the beach, and the Greenbelt is hereby prohibited.</p> <p>E. The City shall post signs at all City parks, the Greenbelt, the beach, Pier Plaza and the Strand advising that:</p> <p>I. COVID-19 is known to survive on various surfaces such as children's play equipment, bathroom surfaces, tables, benches, railings and other fixtures, for 72 or more hours;</p>	<p>The Order may be superseded by a duly enacted ordinance or order of the City Council expressly superseding this Order.</p>
--------------	---	---

	<p>II. Users of public spaces shall maintain social distance as prescribed by Beach Cities Health District, as provided in Exhibit 1 attached hereto; and</p> <p>III. Users of public spaces with symptoms consistent with COVID-19 infection are encouraged to isolate themselves at home and contact their health care provider, or if they do not have a health care provider, the Los Angeles County Department of Health to assist with receiving prompt diagnosis and care.</p> <p><u>Pursuant to Section 4:</u></p> <p>In addition to the emergency orders listed in Section 3 above, the City Manager and Director of Emergency Services further orders that:</p> <p>A. The enforcement of City street sweeping restrictions suspended on March 16, 2020, as a part of the City's effort to combat COVID-19, shall resume on June 8, 2020.</p> <p><i>*This Order was confirmed at the May 26th meeting.</i></p>	
May 21, 2020	<p>Resolution No. 7236, Rescinding Portions of Executive Order Nos. 2020-01 and 2020-03 to reopen the Strand:</p> <p><u>Pursuant to Section 2:</u>The Strand is re-open for public use effective 6:00 a.m. on Saturday, May 23, 2020; Section 2, paragraph 10 of Executive Order No. 2020-01 and Section 2, paragraph 3 of Executive Order No. 2020-03 are hereby rescinded.</p>	No expiration date stated.
May 26, 2020	<p>Urgency Ordinance No. 20-1409U, Extending the Temporary Moratorium on Evictions</p> <p><u>Pursuant to Section 2:</u></p> <p>Ordinance No. 20-1407U will remain in effect until July 31, 020. All other provisions of Ordinance No. 20-1407U remain the same.</p>	Eviction Moratorium Period extended to July 31, 2020 .

May 26, 2020	<p>Executive Order No. 2020-05, Implementing a Temporary Permit for Outdoor Dining/Seating and Outdoor Retail Display to Assist in the Reopening of Restaurants, and Food and Retail Establishments.</p> <p><u>Pursuant to Section 2:</u></p> <p style="padding-left: 40px;">A. Established a temporary permit program for outdoor dining/seating.</p> <p style="padding-left: 40px;">B. Established a temporary permit program to permit City businesses to display merchandise on the street.</p> <p style="padding-left: 40px;">C. Provisions of HBMC §§ 17.26.050(B), (C), and 17.44.030.</p> <p><i>*This Order was confirmed at the June 9th meeting.</i></p>	<p>Shall continue until the earlier to occur of: (1) the conclusion of the local emergency; (2) its termination is ordered by the City Manager/Director of Emergency Services; or (3) it is duly terminated by the City Council. The Order may also be superseded by a duly enacted ordinance or order of the City Council expressly superseding this Order.</p>
June 9, 2020	<p>Urgency Ordinance No. 1410U, Implementing a Temporary Permit for Outdoor Dining/Seating and Outdoor Retail Display to Assist in the Reopening of Restaurants, Food, and Retail:</p> <p>Section 2 reiterates subsection (A) and (C) in Executive Order No. 2020-05 above, and suspends these additional HBMC §§ 17.38.550(B), 12.16.090 and 12.16.100.</p>	No expiration date stated.
June 15, 2020	<p>City Manager/Director of Emergency Services Order No. 2020-06</p> <p><u>Pursuant to Section 2.</u> The following emergency order shall supersede Section 2, paragraphs 1 and 2 (only as applied to the beach) of Executive Order No. 2020-03:</p> <p style="padding-left: 40px;">The beach will be open from 6:00 a.m. to 12:00 a.m. subject to the following:</p> <p style="padding-left: 80px;">a. The following activities are allowed:</p> <p style="padding-left: 120px;">i. Individual or household ocean activities such as surfing, swimming, kayaking, paddle boarding, and body surfing.</p> <p style="padding-left: 120px;">ii. Individual or household active recreation and exercise such as walking and running.</p>	<p>Shall continue until the earlier to occur of: (1) the conclusion of the local emergency; (2) its termination is ordered by the City Manager/Director of Emergency Services; or (3) it is duly terminated by the City Council. The Order may also be superseded by a duly enacted ordinance or order of the City Council expressly superseding this Order.</p>

	<ul style="list-style-type: none"> iii. Sitting, lying, picnicking or otherwise congregating or engaging in stationary activities (such as yoga, calisthenics, or meditation) on the sand individually or with members of the same household. iv. Use of chairs, canopies or coolers. <p>b. The following activities are prohibited:</p> <ul style="list-style-type: none"> v. Group or organized sports such as volleyball. vi. Gatherings or events. <p>c. All beachgoers must follow the following safety requirements:</p> <ul style="list-style-type: none"> i. Maintain more than 6 feet physical distance from others at all times (except between members of same household) ii. Wear face coverings, when out of the water and in contact with others who do not belong to the same household (except for children under age 2 and children with breathing problems). <p><u>Pursuant to Section 3.</u> The following emergency order shall supersede Section 2, paragraph 3 of Executive Order No. 2020-03:</p> <p style="padding-left: 40px;">The City Pier will re-open on June 15, 2020 for normal operational hours of 6:00 AM to 10:00 PM. Pier users must maintain physical distance, avoid gatherings and wear a face covering when physical distance cannot be maintained.</p> <p><u>Pursuant to Section 4.</u> The following emergency order shall supersede Section 2, paragraph 5 of Executive Order No. 2020-03 and Section 3, paragraph A of Executive Order No. 2020-04:</p> <p style="padding-left: 40px;">A. Lower risk retail businesses may open for business in accordance with Appendix B of the June 11 Revised Order.</p>	
--	--	--

	<p>B. Non-retail lower risk manufacturing and logistics sector business that supply low-risk retail business may open for business in accordance with Appendix C of the June 11 Revised Order.</p> <p>C. Non-essential office-based businesses may open for business in accordance with Appendix D of the June 11 Revised Order.</p> <p>D. Hair salons and barbershops may open for business in accordance with Appendix H of the June 11 Revised Order.</p> <p>E. Art galleries and museums may open for business in accordance with Appendix M of the June 11 Revised Order.</p> <p><u>Pursuant to Section 5.</u> Section 3, Paragraph B of Executive Order No. 2020-04 pertaining to gyms and fitness centers is rescinded and those businesses may re-open in compliance with Gym and Fitness Establishments Protocols (Appendix L) of the June 11 Revised Order.</p> <p><u>Pursuant to Section 6.</u> Notwithstanding the provisions of Section 3, paragraph C of Executive Order No. 2020-04 to the contrary:</p> <p>A. <u>Day Camps and Camp Permits.</u> City run and City-permitted day camps are permitted to resume operations. Camp operators must comply with the Los Angeles County Health Department Day Camp Protocol (Appendix K) and submit the completed protocol checklist to the City prior to issuance of a permit.</p> <p>B. <u>Outdoor Fitness Permits.</u> Outdoor fitness instruction will be permitted to resume only for activities that are specifically allowed within the June 11 Revised Order. Operators must comply with the Los Angeles County Public Health Department Gym and Fitness Protocol (Appendix L) and submit the completed protocol checklist to the City prior to issuance of a permit.</p> <p><u>Pursuant to Section 7.</u> Notwithstanding the provisions of Section 2, paragraph 4 of Executive Order No. 2020-03 to the contrary:</p>	
--	---	--

	<p>A. Parking Lot A is reopened for use for non-permit holders with a new time limit of 3 hours per day, and for use by monthly permit holders.</p> <p>B. Parking Lot B is reopened for use for non-permit holders.</p> <p>C. Parking Lot D temporary restrictions are removed.</p> <p><i>*This Order was confirmed at the June 23rd meeting.</i></p>	
June 24, 2020	<p>City Manager/Director of Emergency Services Executive Order No. 2020-07</p> <p><u>Pursuant to Section 2.</u> The following emergency order shall supersede Section 3, paragraph A of Executive Order No. 2020-04:</p> <p>Bars, wineries and brewery tasting rooms may open for business in accordance with Appendix S of the County Health Officer's June 18, 2020 Revised Order.</p>	<p>Shall continue until the earlier to occur of: (1) the conclusion of the local emergency; (2) its termination is ordered by the City Manager/Director of Emergency Services; or (3) it is duly terminated by the City Council. The Order may also be superseded by a duly enacted ordinance or order of the City Council expressly superseding this Order.</p>
June 29, 2020	<p>City Manager/Director of Emergency Services Executive Order No. 2020-08.</p> <p><u>Pursuant to Section 2:</u></p> <p>Bars, wineries, breweries and wine tasting rooms are closed in accordance with paragraph 7, subsections (b) and (c) of the Revised Order (Revised Order refers to LA County Health June 29, 2020 Health Order)</p> <p><u>Pursuant to Section 3:</u></p> <p>Restaurants and food facilities must abide by paragraph 18, subsection (l) of the County Health Officer's Revised Order and Appendix I, to establish a "reservation only" system to notify patrons of seating availability and to allow for the collection of contact information to be utilized for contact-tracing if needed.</p>	<p>Shall continue until the earlier to occur of: (1) the conclusion of the local emergency; (2) its termination is ordered by the City Manager/Director of Emergency Services; or (3) it is duly terminated by the City Council. The Order may also be superseded by a duly enacted ordinance or order of the City Council expressly superseding this Order.</p>

	<i>*This Order was confirmed at the <u>July 1st</u> meeting.</i>	
July 1, 2020	<p>Resolution No. __, Temporarily Suspending for the Duration of the Fourth of July Holiday Weekend Specified City Manager Orders and City Council Resolutions</p> <p>Pursuant to Section 2:</p> <p>A. Notwithstanding Section 2(4) of Executive Order No. 2020-03, the following City parking facilities are closed from 12:01 a.m. July 3, 2020 through 5:00 a.m. on the morning of July 6, 2020:</p> <p style="padding-left: 40px;">a. Parking Lot A; and</p> <p style="padding-left: 40px;">b. Parking Lot B spaces will be reassigned for use by monthly permit holders only.</p> <p>B. Notwithstanding Executive Order No. 2020-05 and any ordinance or permit entitlement to the contrary, all dine-in restaurants in the City shall close for business at 11:00 p.m. each evening until 5:00 a.m. the following morning from July 3, 2020 to and including July 5, 2020.</p> <p>C. Notwithstanding any ordinance or permit entitlement to the contrary, all off-sale alcohol establishments, including but not limited to liquor stores and grocery stores, shall cease all sales of alcoholic beverages at 11:00 p.m. each evening until 6:00 a.m. the following morning from July 3, 2020 to and including July 5, 2020.</p> <p>D. Lower Pier Plaza is closed from 12:01 a.m. through 5:00 a.m. the same morning from July 4, 2020 to and including July 6, 2020.</p>	These are temporary measures and shall expire on the BOLD dates to the left.
July 17, 2020	City Manager/Director of Emergency Services Executive Order No. 2020-09, Implementing Emergency Measures to Temporarily Permit Gyms, Fitness Facilities, Hair Salons and Barbershops to Operate Outdoors During the COVID-19 Crisis.	Shall continue until the earlier to occur of: (1) the conclusion of the local emergency; (2) its termination is ordered by the City Manager/Director of Emergency

	<p><u>Pursuant to Section 2:</u></p> <ul style="list-style-type: none"> Hermosa Beach Municipal Code sections 17.26.050(B), 17.44.030 and 17.38.550 are temporarily suspending during the term of City State and LA County COVID-19 emergency orders to temporarily permit gyms, fitness facilities, hair salons and barbershops to operate outdoors. <p><i>*This Order was confirmed at the July 28th meeting.</i></p>	<p>Services; or (3) it is duly terminated by the City Council. The Order may also be superseded by a duly enacted ordinance or order of the City Council expressly superseding this Order.</p>
July 28, 2020	<p>Urgency Ordinance No. 20-1415U, Temporarily Suspending Local Zoning to Permit Specified Businesses to Operate Outdoors, Permit Certain Home occupations to Operate without a Commercial Business Location and Require Members of the Public to wear a Face Covering.</p> <p><u>Pursuant to Section 2.</u> Hermosa Beach Municipal Code Sections 17.26.050 (B), 17.44.030, 17.38.550(B) and 17.08.020(D)(14) regarding uses permitted within commercial zones, off-street parking requirements for commercial and business uses within commercial zones, and home occupation permits are temporarily suspended to allow for the implementation of items A and B below on a temporary basis during the term of the City, State and Los Angeles County COVID-19 emergency orders:</p> <p>A. Gyms, fitness centers, hair salons, barbershops and personal care establishments (to the extent permitted by the State Board of Barbering and Cosmetology) may operate outdoors to assist in their economic recovery in accordance with the “Outdoor Commercial Uses Operational Standards” attached hereto as Exhibit A and incorporated herein by reference.</p> <p>B. Consistent with the Los Angeles County Health Officer Reopening Protocol for Personal Care Establishment in Appendix R, “personal care services” shall include: nail salons, tanning salons, esthetician, skin care, cosmetology services and massage therapy (in a non-healthcare setting). Electrology, tattooing, microblading, permanent make-up and piercing may not operate outdoors because they are invasive procedures that require a controlled hygienic environment to be performed safely. Mobile or in-home personal care services are not allowed.</p>	<p>The measures adopted in Section 2, are temporary and shall continue during the term of the City, State and Los Angeles County COVID-19 emergency orders</p> <p>No specific expiration date set for Section 3.</p> <p>No specific expiration date set for Section 4.</p>

	<p>C. Professional offices, including but not limited to the healing arts, law, accounting, real estate, clergy, insurance and similar professional or semiprofessional offices may render their services from their residence with a home occupation permit regardless if they comply with Municipal Code section 17.08.020(D)(14), to allow them to continue to operate and pursue their livelihoods while complying with California and Los Angeles County Health orders in response to COVID-19.</p> <p><u>Pursuant to Section 3.</u> The following emergency measures are adopted:</p> <p>A. All persons shall wear a face covering over both the nose and mouth whenever they are present in the following locations within the City:</p> <ul style="list-style-type: none"> a. The Beach. b. Downtown Hermosa Beach, defined as (i) the area bounded by the southerly edge of the 10th Street right-of-way on the south, the northerly edge of the 14th Street right-of-way on the north, the easterly edge of the Strand on the west and the easterly edge of the Hermosa Avenue right-of-way on the east, and (ii) Upper Pier Avenue (inclusive of sidewalks) from Hermosa Avenue to Valley Drive. c. The Greenbelt. d. All City parks. e. Pier Plaza. f. The Strand. <p>B. All persons shall wear a face covering over both the nose and mouth whenever they leave their place of residence and are or can be in contact with or walking near or past others who are non-household members in both public and private places whether indoors or outdoors, in all locations in the City other than those locations described in and subject to the proscription set forth in paragraph A of this Section 3.</p> <p>C. Paragraphs A and B of this Section 3 shall not apply to:</p> <ul style="list-style-type: none"> a. Persons younger than two years old; 	
--	--	--

	<p>b. Persons who have been instructed by a medical provider not to wear a face covering due to a medical condition, mental health condition, or disability that prevents wearing a face covering;</p> <p>c. Persons who are hearing impaired, or communicating with a person who is hearing impaired, where the ability to see the mouth is essential for communication;</p> <p>d. Persons who are swimming or engaged in other water-based activities; and</p> <p>e. Healthcare workers, first responders, and others whose work requires close contact with people who are ill.</p> <p>D. For purposes of this Ordinance, “face covering” shall mean: fabric coverings, such as cloth masks, scarves, bandanas, tightly woven fabric such as cotton t-shirt, and some types of towels that cover the nose and mouth. Medical-grade masks and N-95 respirators are not required.</p> <p>E. Persons who are seated at a restaurant or other establishment that offers food or beverage service shall wear a cloth face covering over both the nose and mouth unless they are eating or drinking.</p> <p>F. With respect to persons on the beach, this Ordinance supersedes Section 2(c)(ii) of City Manager Executive Order No. 2020-06.</p> <p>G. The provisions of this Section 3 shall be enforced by way of issuance of administrative citations pursuant to HBMC Chapter 1.10.</p> <p><u>Pursuant to Section 4.</u> In addition to enforcement remedies available to the City as provided in the Hermosa Beach Municipal Code, emergency executive orders issued by the City Manager/Director of Emergency Services and confirmed by City Council, and emergency ordinances, orders and resolutions adopted by the City Council shall be enforceable by way of:</p> <p>A. Imposing an administrative citation pursuant to HBMC Chapter 1.10.</p>	
--	--	--

	<p>B. Prosecuting a misdemeanor, punishable by a fine of not to exceed one thousand (\$1,000) dollars or by imprisonment for not to exceed six months, or both.</p>	
<p>July 28, 2020.</p>	<p>Urgency Ordinance No. 2020-1414U, Extending the Temporary Moratorium on Evictions During the COVID-19 Pandemic</p> <p><u>Pursuant to Section 2.</u></p> <p>A. During the moratorium period declared in response to COVID-19, no landlord shall endeavor to evict a tenant for nonpayment of rent if the tenant demonstrates that the tenant is unable to pay rent due to financial impacts related to COVID-19. The moratorium period is March 16, 2020 through September 30, 2020.</p> <p>B. Nothing in this ordinance shall relieve the tenant of liability for the unpaid rent, which the landlord may seek after expiration of the moratorium period and the tenant must repay within six months of the expiration of the moratorium period. A landlord may not charge or collect a late fee or interest for rent that is delayed for the reasons stated in this ordinance; nor may a landlord seek rent that is delayed for the reasons stated in this ordinance through the eviction process. A landlord shall not commence an eviction during the six months after the end of the moratorium period so long as the tenant pays rent in a timely manner after the moratorium period and is repaying the past due rent that accrued during the moratorium period. Nonpayment of rent in accordance with the terms of this ordinance shall not be grounds for eviction of a tenant even after expiration of the moratorium period.</p> <p><u>Pursuant to Section 3.</u></p> <p>A. During the moratorium period declared in response to COVID-19, no <u>commercial</u> landlord shall endeavor to evict a tenant for nonpayment of rent if the tenant demonstrates that the tenant's businesses is subject to the Orders referenced in Section 1 of this Ordinance or is otherwise limited or closed (voluntarily or by mandate) to prevent or reduce the spread of COVID-19 and the tenant demonstrates lost income and inability to pay rent as a result of such</p>	<p>Moratorium period for both commercial and residential tenants is March 16 through September 30, 2020</p>

	<p>limitation or closure or other demonstrated financial impact related to COVID-19. The moratorium period is March 16, 2020 through September 30, 2020.</p> <p>B. Nothing in this ordinance shall relieve the tenant of liability for the unpaid rent, which the landlord may seek after the expiration of the moratorium period and the tenant must pay within six months of the expiration of the moratorium period. A landlord may not charge or collect a late fee or interest for rent that is delayed for the reasons stated in this ordinance; nor may a landlord seek rent that is delayed for the reasons stated in this ordinance, through the eviction process during or after the moratorium period. A landlord shall not commence an eviction during the six months after the end of the moratorium period for non-payment of rent, so long as the tenant pays rent in a timely manner after the moratorium period and is repaying the past due rent that accrued during the moratorium period. Nonpayment of rent in accordance with the terms of this ordinance shall not be grounds for eviction of a tenant even after expiration of the moratorium period.</p> <p><u>Pursuant to Section 4.</u></p> <p>A. For mortgagors that are not eligible for financial relief under Governor Newsom's Financial Relief Package, no foreclosure action against a property owner shall be initiated or proceed during the moratorium period in the City for any mortgagor with a demonstrated financial impact related to COVID-19. Nothing in this ordinance shall relieve the mortgagor of liability for any unpaid mortgage payments, which the mortgagee may seek after expiration of the moratorium period and the mortgagor must pay within six months of the expiration of the moratorium period unless a different time is agreed to between the parties. A mortgagee may not charge or collect a late fee or penalty for payments that are delayed for the reasons stated in this ordinance. The moratorium period is March 16, 2020 through September 30, 2020.</p>	
August 13, 2020	City Manager\Director of Emergency Services Executive Order No. 2020-10, Implementing Emergency Measures to Temporarily Permit Places of Worship to Operate outdoor During the COVID-19 Pandemic.	Shall continue until the earlier to occur of: (1) the conclusion of the local emergency; (2) its termination is ordered by the City

	<p><u>Pursuant to section 2.</u> The provisions of Hermosa Beach Municipal Code Sections 17.26.050 (B), 17.44.030, 17.38.550(B) and 17.40.020 regarding uses permitted within commercial zones, off-street parking requirements and uses for which a conditional use permit is required are hereby temporarily suspended, to the extent they conflict with this Order, to allow for the implementation of item A below on a temporary basis during the term of the City, State and Los Angeles County COVID-19 emergency orders:</p> <p>A. Places of worship and providers of religious services and cultural ceremonies (referred to collectively as “Places of Worship”), may operate outdoors in accordance with Appendix F of the County’s July 18th Order, as that protocol may be updated from time to time by the County Health Officer.</p> <p><i>*This Order was confirmed at the Aug. 25th meeting.</i></p>	<p>Manager/Director of Emergency Services; or (3) it is duly terminated by the City Council. The Order may also be superseded by a duly enacted ordinance or order of the City Council expressly superseding this Order.</p>
August 25, 2020	<p>Urgency Ordinance No. 1416U, to Temporarily Permit Places of Worship to Operate Outdoors During the COVID-19 Pandemic.</p> <p><u>Pursuant to section 2.</u> The provisions of Hermosa Beach Municipal Code Sections 17.26.050 (B), 17.44.030, 17.38.550(B) and 17.40.020 regarding uses permitted within commercial zones, off-street parking requirements and uses for which a conditional use permit is required are hereby temporarily suspended, to the extent they conflict with this Ordinance, to allow for the implementation of item A below on a temporary basis during the term of the City, State and Los Angeles County COVID-19 emergency orders:</p> <p>A. Places of worship and providers of religious services and cultural ceremonies (referred to collectively as “Places of Worship”), may operate outdoors in accordance with Appendix F of the County’s Health Officer Order, as that protocol may be updated from time to time by the County Health Officer.</p>	<p>On a temporary basis during the term of the City, State and Los Angeles County COVID-19 emergency orders:</p>
August 25, 2020	<p>City Manager Executive Order No. 2020-11, Implementing Temporary Lane Closures on Hermosa Ave. to Facilitate Outdoor Recreation and Economic Recovery in Accordance with Health officer Orders for Control of COVID-19.</p> <p>1. Beginning August 20, 2020, the City in consultation with the City’s traffic consultant, may temporarily close to vehicular traffic the northbound and</p>	<p>The duration of each measure is specified in BOLD to the left.</p>

	<p>southbound # 2 travel lanes (closest to the curb) on Hermosa Avenue from the 800 block at 8th Street to the 1300 block at 14th street. Lane closures will continue for 6 months following the complete implementation of the traffic control measures approved by the City Council on Aug. 11, unless the closures are extended for a longer period or sooner terminated by the City Council or Director of Emergency Services.</p> <p>2. Beginning Aug. 20, 2020, the City in consultation with the City's traffic consultant, may temporarily close to vehicular traffic the right turn lanes from westbound Greenwich Village to northbound Hermosa Ave. and the part of Hermosa Ave. immediately adjacent to 2626 Hermosa Ave. The lanes may remain closed until Jan 13, 2021, unless the closures are extended for a longer period or sooner terminated by the City Council.</p> <p>3. The City shall post signs giving notice of these temporary measures.</p> <p>4. Use of the closed lanes or parking spaces for any commercial purpose requires a Temporary Permit for Outdoor Dining/Seating and Outdoor Retail Display, as set out in the recitals of this Order.</p> <p><i>*This Order was confirmed at the Aug. 25th meeting</i></p>	
September 10, 2020	<p>City Manager Executive Order No. 2020-12, Implementing Emergency Measures to Temporarily Defer Payment of City Business Taxes During the COVID-19 Pandemic</p> <p><u>Pursuant to Section 2:</u> Hermosa Beach Municipal Code Sections 5.04.190, 5.04.200 and 5.04.240 regarding City business taxes are hereby temporarily suspended to the extent they conflict with this Order, to allow for implementation of the following:</p> <p>A. The business tax due and payable on and after March 31, 2020 shall be deferred and interest and penalties waived for any business that ceased all business operations between March 16 and 31, 2020, has been entirely closed and remains closed as of the date of this Order due to the COVID-19 pandemic.</p> <p>B. Business taxes deferred pursuant to paragraph A above are deferred until the business resumes operation, at which time the tax due will be prorated</p>	<p>Shall continue until the earlier to occur of: (1) the conclusion of the local emergency; (2) its termination is ordered by the City Manager/Director of Emergency Services; or (3) it is duly terminated by the City Council. The Order may also be superseded by a duly enacted ordinance or order of the City Council expressly superseding this Order.</p>

	<p>until the business' next tax payment anniversary date.</p> <p>C. In order to be eligible for the deferral provided for in paragraph A above, the business owner must sign a statement under penalty of perjury that provides dates of closure supported by documentation of the closure satisfactory to the City. If the foregoing statement is found to be untrue, the past due business tax, including penalties and interest, shall become payable immediately.</p> <p>D. A business that is eligible for the deferral provided for in paragraph A and that paid a business tax on or after March 31, 2020 is entitled to and may apply to the City for a refund of the tax.</p> <p><i>* This order was confirmed at the Sep. 22nd meeting</i></p>	
September 22, 2020	<p>Urgency Ordinance No. 20-1417U, Clarifying the Temporary Moratorium on Evictions During the COVID-19 Pandemic</p> <p><u>Pursuant to Section 2.</u></p> <p>A. During the moratorium period declared in response to COVID-19, no <u>commercial</u> landlord shall endeavor to evict a tenant for nonpayment of rent if the tenant demonstrates that the tenant's businesses is subject to the Orders referenced in Section 1 of this ordinance or is otherwise limited or closed (voluntarily or by mandate) to prevent or reduce the spread of COVID-19 and the tenant demonstrates lost income and inability to pay rent as a result of such limitation or closure or other demonstrated financial impact related to COVID-19. For purposes of this Section 2, the moratorium period is March 16, 2020 through January 31, 2021.</p> <p>B. A landlord knows of a tenant's lost income and inability to pay rent within the meaning of this Section 2 if the tenant, within 30 days after the date rent is due, notifies the landlord in writing of the lost income and inability to pay rent due to a limitation or closure of the tenant's business related to COVID-19, and provides appropriate supporting documentation within 30 days of providing the notice. If a tenant suffers only a partial loss of net income, the tenant shall pay the pro-rated share of their rent that corresponds to the net income they generated during the period of loss.</p>	<p>For <u>commercial</u> tenants, the eviction moratorium period for commercial tenants is March 16, 2020 through January 31, 2021.</p> <p>For <u>residential</u> tenants, the "repayment period" for deferred rent that came or will come due between March 1, 2020 through January 31, 2021 inclusive, is October 1, 2020 through March 31, 2021.</p>

	<p>C. Nothing in this Section 2 shall relieve the tenant of liability for the unpaid rent, which the landlord may seek after expiration of the moratorium period, and which tenant must pay within six months of the expiration of the moratorium period (i.e. no later than July 31, 2021). A landlord may not charge or collect a late fee or interest for rent that is delayed for the reasons stated in this Section 2; nor may a landlord seek rent that is delayed for the reasons stated in this Section 2, through the eviction process during or after the moratorium period. A landlord shall not commence an eviction during the six months after the end of the moratorium period for non-payment of rent, so long as the tenant pays rent in a timely manner after the moratorium period and is repaying the past due rent that accrued during the moratorium period</p> <p><u>Pursuant to Section 3.</u></p> <p>A. With respect to <u>residential</u> evictions for non-payment of rent due to financial impacts from COVID-19, the following applies:</p> <ol style="list-style-type: none"> 1. The “repayment period” for deferred rent that came or will come due between March 1, 2020 through January 31, 2021 (defined under the Act as “COVID-19 rental debt”), inclusive, is October 1, 2020 through March 31, 2021. 2. For the period of time of March 16, 2020 through September 30, 2020 (the “moratorium period”), no residential landlord shall endeavor to evict a tenant for nonpayment of rent, if the tenant demonstrates that the tenant is unable to pay rent due to financial impacts related to COVID-19, subject to subparagraphs (a) and (b) of Section 3(A)(2) of this Ordinance. A landlord shall not commence an eviction during the six months after the end of the moratorium period, so long as the tenant pays rent in a timely manner after the moratorium period and is repaying the past due rent that accrued during the moratorium period. A landlord may not charge or collect a late fee or interest for rent that is delayed for the reasons stated in this Paragraph 2. 	
<p>October 27, 2020</p> <p><i>*Not yet adopted</i></p>	<p>Resolution No. __, Implementing Emergency Measures to Prevent Customers Queuing for Outdoor Dining at Sit-Down Restaurants</p>	<p>Shall remain in effect until repealed or superseded.</p>

	<p><u>Pursuant to Section 2.</u></p> <p>A. No dine-in restaurant shall permit the congregating or lining up of customers in any public right-of-way. The congregating or lining up of customers outside a dine-in restaurant, in any manner, on sidewalks or other public rights of way is prohibited.</p> <p>B. Unless no table is available, a dine-in restaurant must immediately seat customers in its outdoor dining area if the customer is dining on-site. In the event no table is available, the restaurant staff shall ask the customer to wait in a vehicle or at a location away from the restaurant premises.</p> <p>C. Dine-in restaurants shall implement a phone reservation or call-back system that notifies customers via text, phone call, or other method once a table has become available. No customer shall be permitted in the dining area until the customer has been notified by the restaurant that he or she can be seated.</p> <p>D. Restaurant staff shall be responsible for instructing dine-in customers not to form lines or congregate in abutting public areas while waiting to be seated.</p>	
--	---	--



Staff Report

Staff Report

REPORT 20-0758

Honorable Mayor and Members of the Hermosa Beach City Council
Regular Meeting of November 24, 2020

**CONSIDERATION OF A TEMPORARY SUSPENSION OF
HERMOSA BEACH MUNICIPAL CODE REGULATION OF
OUTDOOR STEREO SPEAKERS AT COMMERCIAL
ESTABLISHMENTS**

(City Manager Suja Lowenthal)

Recommended Action:

Staff recommends that the City Council adopt Urgency Ordinance No 20-1421U of the City of Hermosa Beach to temporarily suspend section 8.24.040A of the Hermosa Beach Municipal Code regulating the placement of stereo speakers outdoors or in windows/doorways facing outdoors from November 25, 2020 through January 3, 2021 at restaurants that offer outdoor dining onsite.

The urgency ordinance requires four-fifths vote of the city council and if approved, will take effect immediately

Executive Summary:

With businesses continuing to offer many services outdoors to comply with LA County Public Health Orders, City staff continues to coordinate with and make adjustments to help support businesses in the City as they operate outside while maintaining a safe and enjoyable experience for customers and the public.

In an effort to allow restaurants to offer some ambient music in their outdoor dining spaces, staff recommends that the City Council consider temporarily suspending Hermosa Beach Municipal Code ("HBMC") section 8.24.040A through the holiday season from November 25, 2020 through January 3, 2021 to allow the use of stereo speakers outdoors while keeping in place sections 8.24.040I and 8.24.040J to address the hours in which speakers may be used (8 AM to 10 PM) and potential concerns of spillover noise to adjacent residents and businesses.

Background:

At the November Economic Development Committee meeting, the Committee asked staff to work with the economic development stakeholder group to consider additional pilot programs that can

Staff Report

REPORT 20-0758

further support our businesses as they continue to adjust their business operations to comply with the LA County Public Health Orders and help to reduce the spread of COVID-19. In LA County, restaurants and fitness establishments have been operating exclusively with outdoor activities/dining, takeout, and delivery since the beginning of July and staff continues to coordinate with and make adjustments to help support businesses as they operate outside while maintaining a safe and enjoyable experience for customers and the public. This includes coordination with our businesses or development of standards for elements that are more prevalent during the fall/winter when daylight hours are shorter and cooler evening temperatures are present:

- Outdoor dining, retail, fitness, and personal care programs
- Standards for overnight storage of furnishings
- Standards for overhead lighting/electrical
- Standards for use and storage of outdoor heating equipment

Discussion:

Recent discussion among the economic development stakeholder working group and staff has included opportunities to offer music either in a live or pre-recorded format in these outdoor spaces. At this time, the LA County Public Health Orders do not allow for any live music, although public health officials are exploring ways to allow some live entertainment opportunities where public health protocols can be implemented. While live music is not permitted at this time, the opportunity to offer ambient outdoor music is restricted by the Hermosa Beach Municipal Code, which currently prohibits the placement of stereo speakers outdoors or in windows or doorways facing outdoors or toward the public right-of-way.

In an effort to allow businesses to offer some ambient music in their outdoor spaces, Urgency Ordinance 20-1421U (**Attachment 1**) would temporarily suspend HBMC Section 8.24.040A through the holiday season from November 25, 2020 through January 3, 2021 for those restaurants.

HBMC section 8.24.040A provides:

- A. Placement of Stereo Speakers. The amplification of music or any other sound on private property, through speakers located either (1) outdoors, or (2) in one (1) or more windows or doorways, when such speakers are directed towards, and such music is plainly audible on, and immediately adjacent public right-of-way.

Restaurants would still need to comply with all other applicable noise restrictions in HBMC Section 8.24.040. Of particular relevance, Subsections I and J would remain in effect. Subsection I prohibits restaurants adjacent to a residential dwelling unit from creating sustained noise between the hours of 10:00 p.m. and 8:00 a.m. if it is plainly audible from the dwelling unit's property line. Subsection J similarly prohibits a restaurant on Pier Plaza from creating sustained amplified music that is plainly

Staff Report

REPORT 20-0758

audible 80 feet from the restaurant's property line. Retaining these noise restrictions protects nearby residents and businesses from the potential spillover noise coming from restaurant stereo speakers.

General Plan Consistency:

This report and associated recommendation have been evaluated for their consistency with the City's General Plan. Relevant Policies are listed below:

- 7.1 Noise standards. Adopt, maintain, and enforce planning guidelines that establish the acceptable noise standards identified in Table 6.3.
- 7.2 Noise compatibility. Utilize the Land Use/Noise Compatibility Matrix shown in Table 6.4 as a guide for future planning and development decisions.

Fiscal Impact:

There is no fiscal impact associated with this action.

Attachments:

1. Urgency Ordinance No. 20-1421U

Respectfully Submitted by: Leeanne Singleton, Environmental Analyst

Legal Review: Mike Jenkins, City Attorney

Approved: Suja Lowenthal, City Manager

ORDINANCE NO. U20-XX

AN URGENCY ORDINANCE OF THE CITY OF HERMOSA BEACH TO TEMPORARILY SUSPEND SECTION 8.24.040A OF THE HERMOSA BEACH MUNICIPAL CODE REGULATING THE PLACEMENT OF STEREO SPEAKERS OUTDOORS OR IN WINDOWS/DOORWAYS FACING OUTDOORS FROM NOVEMBER 25, 2020 THROUGH JANUARY 3, 2021 AT RESTAURANTS THAT OFFER OUTDOOR DINING ONSITE AND SETTING FORTH THE FACTS CONSTITUTING SUCH URGENCY

The City Council of the City of Hermosa Beach does ordain as follows:

SECTION 1. Findings.

- A. The Los Angeles County Public Health Officer Order currently in effect prohibits restaurants in the City of Hermosa Beach from serving dine-in customers indoors, shifting all onsite dining to outdoor spaces. This will be the first year that restaurants will be hosting dine-in customers outdoors during the holiday months to comply with the Order.
- B. Many restaurants within the City have seen a significant drop in revenue this year as a result of the restrictions on their operations and physical distancing measures imposed by State and County directives to curb the spread of COVID-19.
- C. Before the COVID-19 pandemic, many restaurants enhanced the dining experience by playing holiday music from stereo equipment located indoors.
- D. The Hermosa Beach Municipal Code currently prohibits the placement of stereo speakers outdoors or in windows or doorways facing outdoors or toward the public right-of-way.
- E. The City has been working closely with local businesses during the local emergency to support them as they continue to adjust their operations to comply with County Public Health Orders and reduce spread of COVID-19.
- F. To support local businesses, the City Council finds that it is in the public interest to temporarily suspend the City's prohibition on the placement of stereo speakers outdoors or in windows and doorways facing outdoors through the end of the holiday season for restaurants that offer outdoor onsite dining. Ambient music during this time could enhance the outdoor atmosphere and uplift spirits during difficult and unprecedented times.
- G. This Ordinance is adopted pursuant to the City's police powers and powers afforded to the City in the time of a national, state, county and local emergency during a dire economic downturn during an unprecedented health pandemic, such powers being afforded by the State Constitution, State law and HBMC Chapter 2.56 to protect the peace, health, and safety of the public. The Hermosa Beach City Council finds that this ordinance is necessary for the preservation of the public peace, health, and safety of residents living within the City and finds urgency to approve this ordinance immediately based on the facts described herein

and detailed in the staff report. Under Government Code Section 8634, this ordinance is necessary to provide for the protection of health, life and property.

SECTION 2. From November 25, 2020 through January 3, 2021, the following applies to any restaurant that offers onsite outdoor dining:

- A. Subsection A of Section 8.24.040 of the Hermosa Beach Municipal Code is suspended.
- B. All other noise restrictions set forth in Section 8.24.040 remain in effect, including without limitation, violation of Subsection I or J, restated in full below:
 - I. Commercial establishments adjacent to residential property. Notwithstanding any provision of this code to the contrary, continuous, repeated or sustained noise from the premises of any commercial establishment which is adjacent to one or more residential dwelling units, including any outdoor area part of or under the control of the establishment, between the hours of 10:00 p.m. and 8:00 a.m. that is plainly audible from the residential dwelling unit's property line.
 - J. Commercial establishments on Pier Plaza. property. Sustained amplified music from the premises of any commercial establishment on Pier Plaza that is plainly audible eighty (80) feet from the property line of the establishment.

SECTION 3. Environmental Review.

The City Council finds that adoption and implementation of this ordinance is not a "project" for purposes of the California Environmental Quality Act (CEQA), as that term is defined by CEQA guidelines (Guidelines) sections 15061(b)(3), and 15378(b)(5). The effect of the proposed amendment will be to maintain the status quo. No new development will result from the proposed action. No impact to the physical environment will result because noise limits have not changed. The City Council also alternatively finds that the adoption and implementation of this ordinance is exempt from the provisions of CEQA as an administrative activity by the City of Hermosa Beach, in furtherance of its police power, that will not result in any direct or indirect physical change in the environment, per sections 15061(b)(3), and 15378(b)(5) of the CEQA Guidelines, as well as CEQA Guidelines section 15064(e) (economic regulations).

SECTION 4. Urgency Declaration; Effective Date.

The City Council finds and declares that the adoption and implementation of this ordinance is necessary for the immediate preservation and protection of the public peace, health and safety as detailed above and as the City and public would potentially suffer further loss of revenue during the City's severe economic downturn caused by the COVID-19 crisis. During this ongoing local emergency, and in the interest of protecting life and property, it is essential to support the outdoor operations of restaurants in the City to stabilize the local economy and their compliance with County Public Health Orders. Under Government Code Section 8634 and HBMC Chapter 2.56, this ordinance is necessary to provide for the protection of life and property for the reasons set out herein. The Council therefore finds and determines that the immediate preservation of the public peace, health and safety, and protection of life and property, require that this Ordinance be enacted

as an urgency ordinance pursuant to Government Code section 36937 and take effect immediately upon adoption by four-fifths of the City Council

SECTION 5. Certification.

The City Clerk shall certify to the passage and adoption of this Ordinance and shall cause the same, or the summary thereof, to be published or posted in the manner required by law.

PASSED, APPROVED AND ADOPTED this ____ day of November 2020.

Mayor


ATTEST:

City Clerk
(seal)

Date: _____

APPROVED AS TO FORM:

City Attorney



Staff Report

Staff Report

REPORT 20-0760

Honorable Mayor and Members of the Hermosa Beach City Council
Regular Meeting of November 24, 2020

**ADOPTION OF AN URGENCY ORDINANCE OF THE CITY OF HERMOSA BEACH,
CALIFORNIA, AMENDING THE TEMPORARY MORATORIUM ON COMMERCIAL
EVICTIONS TO PREVENT PREMATURE EVICTIONS IN ADVANCE OR
REMODEL/DEMOLITION DURING THE COVID-19 PANDEMIC AND SETTING FORTH THE
FACTS CONSTITUTING SUCH URGENCY**

(City Attorney Michael Jenkins)
(Assistant City Attorney Lauren Langer)

Recommended Action:

Staff recommends that the City Council adopt Urgency Ordinance No.20-1420U of the City of Hermosa Beach to amend provisions of the moratorium on commercial evictions and setting forth the facts constituting such urgency (**Attachment 1**).

The urgency ordinance requires four-fifths vote of the city council and if approved, will take effect immediately

Executive Summary

In response to the devastating economic impacts of COVID-19, the City passed an Urgency Ordinance on March 24, 2020, which instituted an eviction moratorium covering nonpayment of rent due to COVID-19 retroactive to March 16, 2020. The Urgency Ordinance currently in effect allows commercial tenants to avoid eviction for non-payment of rent due to financial impacts related to COVID-19. Commercial tenants may be evicted when a landlord intends to demolish or substantially remodel the commercial property leased by the tenant. The proposed ordinance would prohibit commercial landlords from terminating a commercial tenancy in order to demolish or substantially remodel the property unless and until they obtain all permits necessary to commence the work.

Background:

On March 4, 2020, California Governor Gavin Newsom declared a State of Emergency to address the global pandemic caused by a respiratory disease which has been named "COVID-19". On March 15, 2020, the Mayor of the City of Hermosa Beach ("City"), Mayor Mary Campbell, declared a state of local emergency. At a special meeting on March 16, 2020, the City Council approved and ratified the

Staff Report

REPORT 20-0760

declaration of local emergency.

On March 24, 2020, the City passed an Urgency Ordinance, which instituted an eviction moratorium covering nonpayment of rent due to COVID-19 retroactive to March 16, 2020. The eviction moratorium was extended and modified through a series of amendments to respond to the changing nature of the COVID-19 pandemic and various laws enacted at the state and county level.

The Urgency Ordinance currently in effect (Ordinance No. 20-1417U) allows commercial tenants to avoid eviction for non-payment of rent due to financial impacts related to COVID-19 and ultimately, to defer paying that rent during the moratorium period if they notify their landlords and demonstrate an inability to pay full rent due to COVID-19-related financial distress. The moratorium period is March 16, 2020 through January 31, 2021. The existing eviction moratorium therefore only protects commercial tenants that are unable to pay rent due to COVID-19 economic impacts.

Commercial tenants may be evicted when a landlord intends to demolish or substantially remodel the commercial property leased by the tenant. This creates a potential situation where a commercial landlord evicts a tenant, and then delays in starting the demolition or remodeling work. Such a delay could result in premature evictions that leave otherwise vibrant business establishments vacant and in disuse for an indefinite period of time. There is no limit on how long a landlord has to begin work once the tenant is evicted.

At a time when the City is experiencing a severe economic downturn and unemployment rates are high, the unnecessary loss of businesses within the City will only devastate the local economy further. Therefore, additional protections are needed to ensure that commercial tenants and their businesses are not victims of premature evictions and their former retail spaces left to idle.

Analysis

Proposed Urgency Ordinance

The proposed ordinance would prohibit commercial landlords from terminating a commercial tenancy in order to demolish or substantially remodel the property unless and until they obtain all permits necessary to commence the work. The ordinance does not prevent commercial landlords from evicting tenants from property they want to demolish or substantially remodel; it merely changes the sequence of steps needed before they may do so. "Substantially remodel" means to make a modification of the property that requires a permit from the City. This proposed ordinance applies to tenancy termination notices, and eviction notices, and unlawful detainer actions based on such notices, served or filed on or before the effective date of this ordinance; but, where the time to vacate the property has not passed. These tenant protections would expire on January 31, 2021, the end date of the City's existing moratorium period.

Staff Report

REPORT 20-0760

The degree of the health and economic impact of the pandemic is unprecedented and unknown. Millions of people have filed for unemployment, further fueling a decline in business revenues. The City has been hit hard economically. By preventing premature evictions, the proposed ordinance ensures that employees remain employed for as long as possible and vacated commercial spaces do not stay empty for long periods, potentially resulting in blight, vandalism, and trespassing.

In light of the foregoing, the proposed ordinance should be adopted on an urgency basis, taking effect immediately pursuant to Government Code section 36937, for the preservation of the public peace, health, and safety of residents living within the City, based on the facts described herein and set forth in the Urgency Ordinance.

Fiscal Impact:

There is no anticipated direct fiscal impact from this ordinance. The City of Hermosa Beach initially incurs all costs related to the City's response to the COVID-19 Pandemic, but will submit requests for cost recovery to the California Office of Emergency Services (CalOES), either directly, or through the Los Angeles County Office of Emergency Management, (LACoOEM), the local reporting agent.

Attachments:

1. Urgency Ordinance No.20-1420U

Respectfully Submitted by: Michael Jenkins, City Attorney
Lauren Langer, Assistant City Attorney

Approved: Suja Lowenthal, City Manager

ORDINANCE NO. 20-1420U

AN URGENCY ORDINANCE OF THE CITY OF HERMOSA BEACH
AMENDING THE TEMPORARY MORATORIUM ON COMMERCIAL
EVICTIONS DURING THE COVID-19 PANDEMIC AND SETTING FORTH
THE FACTS CONSTITUTING SUCH URGENCY

The City Council of the City of Hermosa Beach does ordain as follows:

SECTION 1. Findings.

- A. The findings set forth in Ordinance No. 20-1407U, 20-1409U, 20-0414U, and 20-1417U are still applicable and incorporated herein by reference.
- B. The City of Hermosa Beach is experiencing an extreme economic downturn as a result of the restrictions on business operations and physical distancing measures imposed by State and County directives to curb the spread of COVID-19.
- C. Existing law prohibits the eviction of commercial tenants for non-payment of rent if the tenant notifies and demonstrates to a landlord that he or she is unable to pay rent due to financial impacts of COVID-19.
- D. Commercial tenants remain subject to eviction for reasons other than non-payment of rent due to COVID-19 financial distress, including a landlord's desire to demolish or substantially remodel commercial real property.
- E. When commercial landlords evict tenants too far in advance of commencing demolition or substantial remodeling, it leaves commercial properties vacant for an indeterminate period of time, which results in potential blight and vandalism. Eviction of operating businesses too far in advance of demolition or remodel also exacerbates the economic devastation caused by COVID-19, by closing business that contribute to the local economy and provide much needed local jobs.
- F. To prevent these problems and keep employees of commercial tenants employed for as long as possible, the City Council finds that commercial landlords should not be able to evict tenants before obtaining all necessary approvals and permits to perform the work.
- G. This Ordinance is adopted pursuant to the City's police powers and powers afforded to the City in the time of a national, state, county and local emergency during a dire economic downturn during an unprecedented health pandemic, such powers being afforded by the State Constitution, State law and HBMC Chapter 2.56 to protect the peace, health, and safety of the public. The Hermosa Beach City Council finds that this ordinance is necessary for the preservation of the public peace, health, and safety of residents living within the City and finds urgency to approve this ordinance immediately based on the facts described herein and detailed in the staff report. Under Government Code Section 8634, this ordinance is necessary to provide for the protection of health, life and property.

SECTION 2. Section 2 of Ordinance No. 20-1417U (The Temporary Moratorium on Evictions for Non-Payment of Rent by Commercial Tenants Impacted by the COVID-19 Crisis) is amended by renumbering Subsection “E” as Subsection “F” and adding a new Subsection E to read as follows. Subsection A, B, C and D of Section 2 remain unchanged.

E. During the moratorium period declared in response to COVID-19, no commercial landlord shall terminate a tenancy to demolish or substantially remodel the commercial real property unless and until the landlord secures all permits necessary to perform the work. For purposes of this Subsection, “substantially remodel” means to make a modification of the property that requires a permit from the City. This ordinance shall apply to tenancy termination notices, notices to quit and other eviction notices, and the unlawful detainer actions based on such notices, served or filed on or before the effective date of this ordinance; but, where the time to vacate the property has not passed.

F. No other legal remedies available to a commercial landlord are affected by this ordinance.

SECTION 3. Environmental Review.

The City Council finds that adoption and implementation of this ordinance is not a “project” for purposes of the California Environmental Quality Act (CEQA), as that term is defined by CEQA guidelines (Guidelines) sections 15061(b)(3), and 15378(b)(5). The effect of the proposed amendment will be to maintain the status quo. No new development will result from the proposed action. No impact to the physical environment will result. The City Council also alternatively finds that the adoption and implementation of this ordinance is exempt from the provisions of CEQA as an administrative activity by the City of Hermosa Beach, in furtherance of its police power, that will not result in any direct or indirect physical change in the environment, per sections 15061(b)(3), and 15378(b)(5) of the CEQA Guidelines, as well as CEQA Guidelines section 15064(e) (economic regulations).

SECTION 4. Urgency Declaration; Effective Date.

The City Council finds and declares that the adoption and implementation of this ordinance is necessary for the immediate preservation and protection of the public peace, health and safety as detailed above and as the City and public would potentially suffer the irreversible loss of commercial tenants due to premature evictions by landlords during the City’s severe economic downturn caused by the COVID-19 crisis. During this ongoing local emergency, and in the interest of protecting life and property, it is essential to avoid the premature eviction of commercial tenants to stabilize the local economy. Preventing premature evictions among commercial tenancies is also conducive to the public health, allowing businesses to continue to operate so as to avoid blight, vacant storefronts, attractive nuisances, and a potential increase in vandalism and other crimes. Under Government Code Section 8634 and HBMC Chapter 2.56, this ordinance is necessary to provide for the protection of life and property for the reasons set out herein. The Council therefore finds and determines that the immediate preservation of the public peace, health and safety, and protection of life and property, require that this Ordinance be enacted as an urgency ordinance pursuant to Government Code section 36937 and take effect immediately upon adoption by four-

fifths of the City Council

SECTION 5. Certification.

The City Clerk shall certify to the passage and adoption of this Ordinance and shall cause the same, or the summary thereof, to be published or posted in the manner required by law.

PASSED, APPROVED AND ADOPTED this ____ day of November 2020.

Mayor

ATTEST:

City Clerk
(seal)

Date: _____

APPROVED AS TO FORM:

City Attorney



Staff Report

Staff Report

REPORT 20-0757

**Honorable Mayor and Members of the Hermosa Beach City Council
Adjourned Regular Meeting of November 24, 2020**

**AUTHORIZATION OF CITY CLERK TO CONTINUE ADVERTISING
AND REQUESTING APPLICATIONS FOR A REPRESENTATIVE
TO THE LOS ANGELES COUNTY WEST VECTOR AND
VECTOR-BORNE CONTROL DISTRICT BOARD**

(City Clerk Eduardo Sarmiento)

Recommended Action:

Staff recommends that City Council direct the City Clerk to continue advertising and requesting applications for a Hermosa Beach representative to the Los Angeles County West Vector and Vector-Borne Control District Board, to be appointed at the Council meeting of January 12, 2021, and interviews to be scheduled prior to the January 12, 2021 meeting if more than one application is received.

Executive Summary:

At its September 8, 2020 meeting, the City Council directed the City Clerk to advertise and request applications for a Hermosa Beach representative to the Los Angeles County West Vector and Vector-Borne Control District Board, to be appointed at the Council meeting of January 12, 2021 for a two-year term ending December 31, 2022. A notice inviting applications was placed on the City's website, posted in the usual Civic Center locations, sent to residents who signed up for e-notifications, and published twice in the Easy Reader (on September 17 and October 24), setting an application filing deadline of Tuesday, November 19, 2020. The only application that has been received is from the City's current delegate, Jim Fasola. Therefore, the City Clerk is recommending to re-advertise with a new application deadline of 6:00 p.m. on Thursday, December 31, 2020.

Background:

In June 2018, the Beach Cities Health District asked the City to consider appointing a representative to the Los Angeles County West Vector and Vector-Borne Control Disease Board.

Los Angeles County West Vector & Vector-Borne Disease Control District

The Los Angeles County West Vector & Vector-Borne Disease Control District (District) was formed in 1944 and consisted of only five square miles. Over the next 72 years, there have been numerous

Staff Report

REPORT 20-0757

annexations into the District. At the present time, the District covers over 720 square miles, contains 23 cities and unincorporated territory of the County of Los Angeles, and provides services for over 4,600,000 people. This makes the Los Angeles County West Vector & Vector-Borne Disease Control District the second largest vector control district in the State of California by population served.

The District includes the cities of Agoura Hills, Beverly Hills, Calabasas, Culver City, El Segundo, Hawthorne, Hermosa Beach, Hidden Hills, Inglewood, Lawndale, Lomita, the westerly portion of Los Angeles City, Malibu, Manhattan Beach, Palos Verdes Estates, Rancho Palos Verdes, Redondo Beach, Rolling Hills, Rolling Hills Estates, Santa Monica, Torrance, West Hollywood, Westlake Village, and unincorporated territory of the County of Los Angeles.

The District is governed by a Board of Trustees (Attachment 2). Each city and county within the boundaries of the District has a right to appoint a representative to the Board. The Board of Trustees establishes District policies and makes budget decisions including that of the salaries and benefits of all District employees. Individual Trustees cannot act independently to change policies, guidelines or budget items including salaries and benefits. All policy, guideline, and budget changes must be an act of the full Board at a scheduled and publicly posted meeting of the Board of Trustees.

Board of Trustees Meeting Schedule

The regular meetings of the Board of Trustees are held once every two months on the second Thursday of the month at 7:30 p.m. at the District's headquarters located at 6750 Centinela Avenue, Culver City. There is a total of six meetings per year (January, March, May, July, September, November).

Appointing a Representative

Each city and county within the boundaries of the District has a right to appoint a representative to the Board. A Trustee must be a resident and an elector (registered to vote) of the city from which he/she is appointed.

Appointment term periods are two years each and permanently preset for each city to provide evenly spaced turnover on the Board of Trustees. The present term for the City of Hermosa Beach began on January 1, 2018 and will end on December 31, 2020. Following this set term, the City Council may reappoint the existing trustee for another two-year term or appoint a new trustee for a two-year term. It is not possible to pre-appoint terms before they expire. Alternatively, the City Council may direct the City Clerk to advertise and request applications for the position. Procedures would be similar to advertising and requesting applications for Board or Commission seats.

Fiscal Implications:

Other than the cost of advertising in the Easy Reader, which is \$150, there are no fiscal impacts

Staff Report

REPORT 20-0757

associated with the recommended action to the City. Trustees who attend the regularly scheduled meeting are compensated by the District with a payment of \$100 in lieu of expenses. By law, Trustees must attend the meeting to receive this compensation. If additional meetings are necessary during the month, no additional compensation is awarded. No Trustee can receive more than \$100 per month for serving on the Board regardless of the number of meetings.

Attachments:

1. Trustee Information Sheet
2. Board of Trustees
3. Link to District website

Respectfully Submitted by: Eduardo Sarmiento, City Clerk

Concur: Suja Lowenthal, City Manager

Noted for Fiscal Impact: Viki Copeland, Finance Director

Legal Review: Mike Jenkins, City Attorney

**Los Angeles County West Vector
& Vector-Borne Disease Control District
6750 Centinela Avenue, Culver City, California 90230
(310) 915-7370 ext. 223
rsaviskas@lawestvector.org**

**Trustee Information Sheet
City of Hermosa Beach**

Below is information with respect to the appointment of a Trustee to the Board of the Los Angeles County West Vector & Vector-Borne Disease Control District (District):

1. A trustee must be a resident and an elector (registered to vote) of the city from which the appointment is made.
2. Each term is two (2) years in length.
3. Term periods are permanently preset for each city to provide evenly spaced turnover on the Board of Trustees.
4. **Present Term:** The present term for the City of Hermosa Beach began on January 1, 2018 and will end on December 31, 2020. If a new trustee is appointed at any time after January 1, 2018 and before December 31, 2020, that new trustee will be finishing out the city's present two-year established term period that will end on December 31, 2018. Following this set term that ends on December 31, 2020, the City Council may reappoint the existing trustee for another two (2) year term or appoint a new trustee for the two (2) year term. It is not possible to pre-appoint terms before they expire.
5. **Regular Meetings:** The regular meetings of the Board of Trustees are held:
When: Once every two months on the 2nd Thursday of the month at 7:30p.m.
Location: 6750 Centinela Avenue, Culver City (District's Headquarters)
Total Number of Meetings/yr. (6): There are a total of six (6) meetings per year in alternate months (January, March, May, July, Sept., & Nov.)
6. Trustees who attend the regularly scheduled meeting are compensated with a payment of \$100 in lieu of expenses. By law, trustees must attend the meeting to receive this compensation.
7. **Procedure for appointing a Trustee by a city:** Appointments or reappointments need to be put on the agenda of a regularly scheduled city council meeting. After the item is addressed in open session, a vote is taken to confirm the appointment or reappointment. Codes require that the District be notified of the appointment by email or in writing through mail from the City Clerk.

Statement of Economic Interest, Form 700: New trustees are required by the Fair Political Practices Commission to fill out a Statement of Economic Interest, Form 700 (assuming office) and return it to our office. It must be a wet-signature copy that is sent in to us for filing and forwarding to the commission. A photocopy is not acceptable.

Please contact me at any of the numbers below if your city council has any additional questions.

Best regards,

Robert Saviskas M.S., R.E.H.S.
Executive Director
Los Angeles County West Vector
& Vector-Borne Disease Control District
6750 Centinela Avenue Culver City, CA 90230
Ph.: (310) 915-7370 Ext. 223
Email: rsaviskas@lawestvector.org

**Los Angeles County West Vector & Vector-Borne Disease Control District
Board of Trustees**

City	Board Member
Beverly Hills	Bill DiSalvo
Calabasas	James R. Bozajian
Culver City	Jay Garacochea
Hawthorne	Olivia Valentine
Hermosa Beach	James Fasola
Inglewood	Cheryl Matthews
Lawndale	James Osborne
Lomita	James Gazeley
Malibu	Barbara Barsocchini
Manhattan Beach	John Frazee
Palos Verdes Estates	Bill Ailor
Rancho Palos Verdes	Elizabeth Sala
Redondo Beach	Mary Drummer
Rolling Hills Estates	Steven Zuckerman
Santa Monica	Nancy Greenstein
Torrance	Mike Griffiths
West Hollywood	Chad Blouin



City of Hermosa Beach

City Hall
1315 Valley Drive
Hermosa Beach, CA 90254

Staff Report

Staff Report

20-0752

**Honorable Mayor and Members of the Hermosa Beach City Council
Regular Meeting of November 24, 2020**

TENTATIVE FUTURE AGENDA ITEMS

Attached is the current list of tentative future agenda items for Council's information.

Attachments:

Tentative Future Agenda Items

TENTATIVE FUTURE AGENDA ITEMS

WEDNESDAY, DECEMBER 2, 2020 @ 6:00 PM

NO STUDY SESSION

DECEMBER 8, 2020 @ 5:00 PM		INITIAL DATE
CLOSED SESSION		
DECEMBER 8, 2020 @ 6:00 PM		
PRESENTATIONS		
LOCAL CONTEST WINNERS OF THE COUNTY OF LOS ANGELES PUBLIC LIBRARY 2020 CHILDREN’S BOOKMARK CONTEST		
ANNOUNCEMENT OF THE WINNER OF THE 11 TH ANNUAL PARKING PERMIT ART CONTEST		
COVID-19 HEALTH UPDATE FROM BEACH CITIES HEALTH DISTRICT		
CITY MANAGER REPORTS		
COVID-19 Update		
Quarterly Strand Enforcement Update		
CITY COUNCILMEMBER COMMENTS		
Updates from City Council Ad Hoc Subcommittees and Standing Committee Delegates/Alternates		
CONSENT CALENDAR		
City Council Minutes	City Clerk	Ongoing
Check Registers	Finance Director	Ongoing
Recommendation to receive and file the action minutes of the Parks, Recreation and Community Resources Advisory Commission meeting of October 6, 2020	Community Resources Manager	Ongoing
Los Angeles Fire Services and McCormick Ambulance Monthly Report for October 2020	Emergency Management Coordinator	Ongoing
Request to Renew the Agreement to Purchase Parking Meter Equipment and Related Services	Police Chief	Staff Request Aug. 11, 2020
Approval of Axon Enterprises Inc. 5-year Agreement to replace Police Department Tasers	Police Chief	Staff Request Nov. 17, 2020
Approval of First Amendments to the Spyder “Surf Fest” and the Hermosa Arts Foundation’s “Hearts of Hermosa Beach” Special Event Long-term Agreements	Community Resources Manager	Staff Request Nov. 16, 2020
Approval of First Amendment to the Concert Series Agreement with 5B Entertainment, Inc. to Include an Allowable One-year Extension to Expire December 31, 2021	Community Resources Manager	Staff Request Nov. 17, 2020
MOU between the Beach Cities Watershed Group to continue the Coordinated Integrated Monitoring Plan (CIMP)	Environmental Programs Manager	Staff Request Jun 1, 2020
PUBLIC HEARINGS – 6:30 PM		
RTI Fiber Optic Cable project EIR and PDP- lease agreement	Community Development Director	Staff Request July 16, 2020
MUNICIPAL MATTERS		
Receive report on emergency enforcement measures to ensure restaurants and alcohol serving establishments comply with LA County physical distancing and safety orders as they continue to reopen (verbal report)	City Manager	Ongoing
Tentative (if needed) - Resolution amending the City’s Conflict of Interest Code for Designated Positions	City Clerk	Biennial
City Council Committee Reorganization	City Clerk	Annual
City Council Meeting Schedule for 2021	City Manager	Annual
FUTURE AGENDA ITEMS – CITY COUNCIL		
Future Agenda Items	City Manager	Ongoing

NO MEETING DECEMBER 22, 2020
(DARK)

WEDNESDAY, JANUARY 6, 2021
NO STUDY SESSION

JANUARY 12, 2021 @ 5:00 PM		INITIAL DATE
CLOSED SESSION		
JANUARY 12, 2021 @ 6:00 PM		
PRESENTATIONS		
COVID-19 HEALTH UPDATE FROM BEACH CITIES HEALTH DISTRICT		
CITY MANAGER REPORTS		
COVID-19 Update		
CITY COUNCILMEMBER COMMENTS		
Updates from City Council Ad Hoc Subcommittees and Standing Committee Delegates/Alternates		
CONSENT CALENDAR		
City Council Minutes	City Clerk	Ongoing
Check Registers	Finance Director	Ongoing
Recommendation to receive and file the action minutes of the Parks, Recreation and Community Resources Advisory Commission meeting of October 6, 2020	Community Resources Manager	Ongoing
Los Angeles Fire Services and McCormick Ambulance Monthly Report for October 2020	Emergency Management Coordinator	Ongoing
PUBLIC HEARINGS – 6:30 PM		
Approval of the Addition of Impact Level III Special Events to the 2021 Special Event Calendar; and Approval of the Allocation of Special Event Fee Waiver Funds for Eligible Events Held in 2021	Community Resources Manager	Staff Request Oct. 29, 2020
FUTURE AGENDA ITEMS – CITY COUNCIL		
Future Agenda Items	City Manager	Ongoing

JANUARY 26, 2021 @ 5:00 PM		INITIAL DATE
CLOSED SESSION		
JANUARY 26, 2021 @ 6:00 PM		
PRESENTATIONS		
COVID-19 HEALTH UPDATE FROM BEACH CITIES HEALTH DISTRICT		
HERMOSA BEACH CHAMBER OF COMMERCE REVIEW OF 2020 PROGRAMS AND VISION FOR 2021		
CITY MANAGER REPORTS		
COVID-19 Update		
CITY COUNCILMEMBER COMMENTS		
Updates from City Council Ad Hoc Subcommittees and Standing Committee Delegates/Alternates		
CONSENT CALENDAR		
City Council Minutes	City Clerk	Ongoing
Check Registers	Finance Director	Ongoing
Revenue Report, Expenditure Report and CIP Report by Project	Finance Director	Ongoing
City Treasurer’s Report and Cash Balance Report	City Treasurer	Ongoing
Cancellation of Certain Checks	City Treasurer	Ongoing
Public Works Project Status Report	Public Works Director	Ongoing
Recommendation to receive and file the action minutes of the Public Works Commission meeting of November 18, 2020	Public Works Director	Ongoing
Recommendation to receive and file the action minutes of the Planning Commission meeting of December 15, 2020	Community Development Director	Ongoing
Planning Commission Tentative Future Agenda Items	Community Development Director	Ongoing
Tentative Future Agenda Items	City Manager	Ongoing

WEDNESDAY, FEBRUARY 3, 2021
JOINT CITY COUNCIL AND PLANNING COMMISSION STUDY SESSION: UPDATING GENERAL PLAN HOUSING ELEMENT

PENDING STRATEGIC PLAN ITEMS		STATUS / TENTATIVE MEETING DATE
Update Personnel Policies	Human Resources Manager	
Beach Policy/Regulations (<i>Continued from meeting of October 27, 2016</i>)	Community Resources Manager	On hold by Council
Alternative Fuel Transportation Report, <i>Nov. 2016</i>	Environmental Analyst	
CCA Direction, <i>Dec. 2016</i>	Environmental Analyst	
PENDING NEW ITEMS		STATUS / TENTATIVE MEETING DATE
Consideration of re-establishing, on an as needed basis, both funding and discretion for the director of Public Works to contract services to pump major beach storm outfalls drains prior to anticipated major storm events (supported by Duclos, Armato and Petty) <i>Initiated by: Other Matters Feb. 14, 2017</i>	Public Works Director	Staff to provide an update on storm drain maintenance and provide details on hydrodynamic separators (CIP 435) at the following CIP study session
Policy discussion regarding city responsibilities and expectations when donations are made to city <i>Initiated by: Council Direction May 24, 2017</i>	Finance Director	Will be discussed at the Revenue Strategy Study Session
Approval of the Municipal Lease Policy <i>Initiated by: Staff Request Jun. 12, 2018</i>	Community Resources Manager	
Document Retention Policy <i>Initiated by: Staff Request Nov. 28, 2018</i>	City Clerk	Pending City Clerk Appointment
Consent for use of "Lot B" for construction staging area for Pier/Strand project <i>Initiated by: Staff Request Dec. 17, 2018</i>	Community Development Director	On hold per developer
Landscape and Street Lighting District Assessment Adjustment (mail-in election authorization) <i>Initiated by: Council Direction Jul. 9, 2019</i>	Public Works Director	Add to Revenue Strategy Study Session
Final Parcel Map No. 82295 for a two-unit residential condominium project at 1602 Loma Drive. <i>Initiated by: Staff Request Oct. 10, 2019</i>	Community Development Director	Pending Coastal Development Permit
Public Records Request Guidelines <i>Initiated by: Staff Request Oct. 14, 2019</i>	City Clerk/Assistant to the City Manager	Pending City Clerk Appointment
Emergency Services Municipal Code Chapter 2.56 Update <i>Initiated by: Staff Request Jan. 15, 2020</i>	Emergency Management Coordinator	Waiting for State to review proposed language changes
Return to Council to discuss a full ban on tobacco sales and to include all available data related to other communities who have adopted complete bans. <i>Initiated by: Council Direction Jan. 28, 2020</i>	Community Development Director	Council directed staff to bring item back in June 2021
Consideration of licensing agreement/fees for use of City logo <i>Initiated by: Council Direction Jun. 9, 2020</i>	City Attorney	
Discussion on Potential Establishment of a City Council Subcommittee Regarding City Finances (<i>supported by Detoy, Armato, Fangary</i>) <i>Initiated by: Other Matters Jun. 9, 2020</i>	Finance Director/Assistant to the City Manager	
Electric Charging Stations Maintenance Contract <i>Initiated by: Staff Request Jun. 15, 2020</i>	Environmental Programs Manager	
Follow-up on Mayor's Pledge <i>Initiated by: Council Direction August 25, 2020</i>	City Manager's Office/Police Chief	
Approval of Agreement with the Hermosa Beach Little League for Installation of Artificial Turf on the South East Field. <i>Initiated by: Staff Request Oct. 29, 2020</i>	Community Resources Manager	
Approval of Use Agreement with the Hermosa Beach Little League for its Annual League Activities at Clark Stadium Including Provisions for Future Donations and Stadium Enhancements. <i>Initiated by: Staff Request Oct. 29, 2020</i>	Community Resources Manager	
Approval of Special Event Long-term Agreement with AVP for its Annual Event Held on the Beach <i>Initiated by: Staff Request Nov. 4, 2020</i>	Community Resources Manager	