

**LOS ANGELES COUNTY FIRE DEPARTMENT
HERMOSA BEACH
FOR THE MONTH OF DECEMBER 2023**

Incident Type	UNIT RESPONSES			Percentage
	E100	S100	Total	
FIRE, EXPLOSION				
100 - Fire, other	1	1	2	0.69%
111 - Building fire	1	1	2	0.69%
118 - Trash or rubbish fire, contained	1		1	0.35%
154 - Dumpster or other outside trash receptacle fire	1		1	0.35%
FIRE, EXPLOSION Total	4	2	6	2.08%
RESCUE, EMS				
300 - Rescue, emergency medical call (EMS) call, other	22	15	37	12.80%
311 - Medical assist, assist EMS crew	8	9	17	5.88%
320 - Emergency medical service, other	4	2	6	2.08%
321 - EMS call, excluding vehicle accident with injury	81	67	148	51.21%
322 - Vehicle accident with injuries	4	2	6	2.08%
361 - Swimming/recreational water areas rescue	1		1	0.35%
RESCUE, EMS Total	120	95	215	74.39%
HAZARDOUS CONDITION				
440 - Electrical wiring/equipment problem, other	1		1	0.35%
HAZARDOUS CONDITION Total	1		1	0.35%
SERVICE CALL				
522 - Water or steam leak	1		1	0.35%
550 - Public service assistance, other	1		1	0.35%
554 - Assist invalid	1		1	0.35%
SERVICE CALL Total	3		3	1.05%
GOOD INTENT CALL				
600 - Good intent call, other	32	6	38	13.15%
611 - Dispatched & cancelled enroute	15	8	23	7.96%
GOOD INTENT CALL Total	47	14	61	21.11%
FALSE ALARM, FALSE CALL				
700 - False alarm or false call, other	3		3	1.04%
FALSE ALARM, FALSE CALL Total	3		3	1.04%
Grand Total*	178	111	289	100.00%

Note:

Data based on Fireview report - apparatus 2023.

*Units responses in and outside the City of Hermosa Beach.

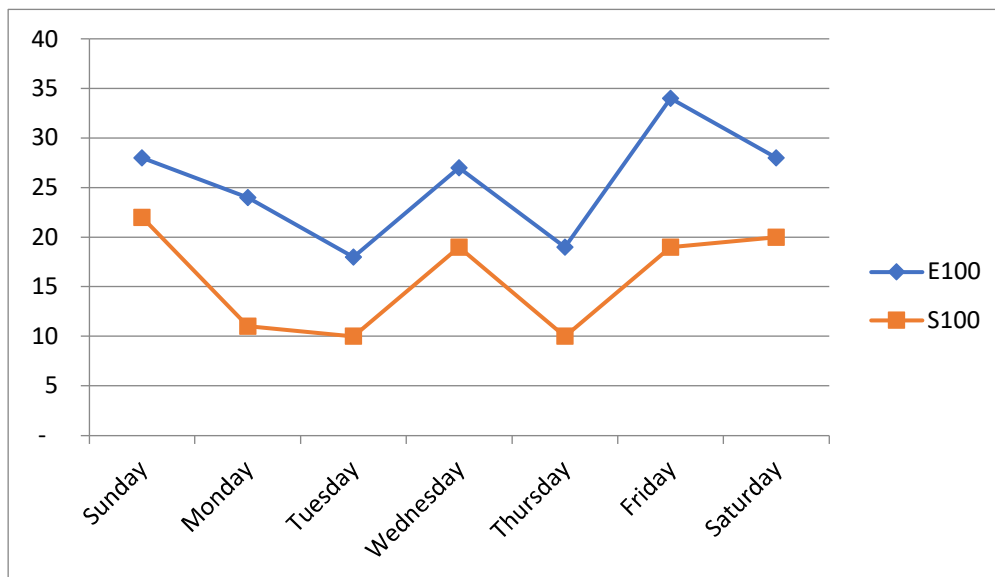
**LOS ANGELES COUNTY FIRE DEPARTMENT
HERMOSA BEACH
FOR THE MONTH OF DECEMBER 2023**

DAY OF THE WEEK	UNIT RESPONSES		
	E100	S100	Total
Sunday	28	22	50
Monday	24	11	35
Tuesday	18	10	28
Wednesday	27	19	46
Thursday	19	10	29
Friday	34	19	53
Saturday	28	20	48
Grand Total*	178	111	289

Note:

Data based on Fireview report - apparatus 2023.

*Units responses in and outside the City of Hermosa Beach



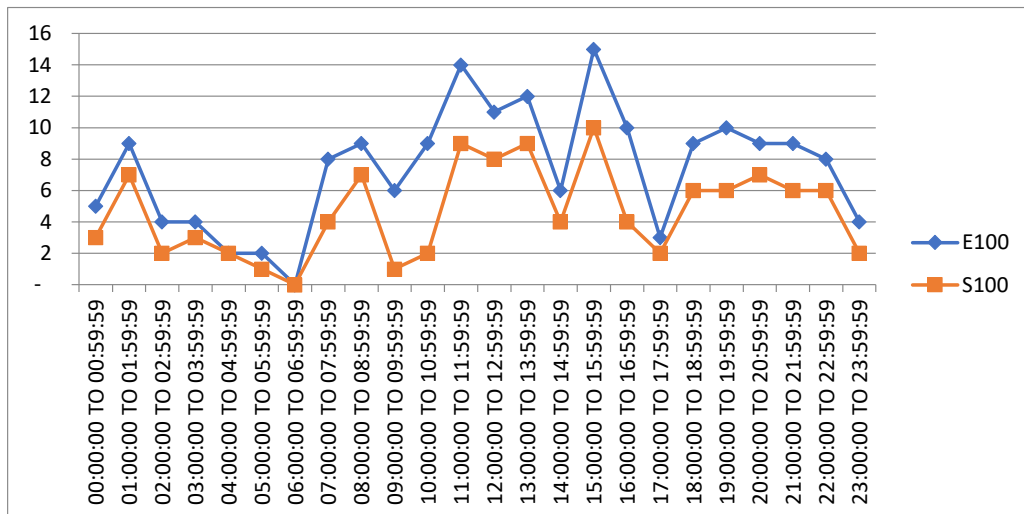
**LOS ANGELES COUNTY FIRE DEPARTMENT
HERMOSA BEACH
FOR THE MONTH OF DECEMBER 2023**

TIME OF THE DAY	UNIT RESPONSES		
	E100	S100	Total
00:00:00 TO 00:59:59	5	3	8
01:00:00 TO 01:59:59	9	7	16
02:00:00 TO 02:59:59	4	2	6
03:00:00 TO 03:59:59	4	3	7
04:00:00 TO 04:59:59	2	2	4
05:00:00 TO 05:59:59	2	1	3
06:00:00 TO 06:59:59	-	-	-
07:00:00 TO 07:59:59	8	4	12
08:00:00 TO 08:59:59	9	7	16
09:00:00 TO 09:59:59	6	1	7
10:00:00 TO 10:59:59	9	2	11
11:00:00 TO 11:59:59	14	9	23
12:00:00 TO 12:59:59	11	8	19
13:00:00 TO 13:59:59	12	9	21
14:00:00 TO 14:59:59	6	4	10
15:00:00 TO 15:59:59	15	10	25
16:00:00 TO 16:59:59	10	4	14
17:00:00 TO 17:59:59	3	2	5
18:00:00 TO 18:59:59	9	6	15
19:00:00 TO 19:59:59	10	6	16
20:00:00 TO 20:59:59	9	7	16
21:00:00 TO 21:59:59	9	6	15
22:00:00 TO 22:59:59	8	6	14
23:00:00 TO 23:59:59	4	2	6
Grand Total*	178	111	289

Note:

Data based on Fireview report - apparatus 2023.

*Units responses in and outside the City of Hermosa Beach



Ad Hoc Report:	
Name:	Hermosa Call Answer Time
Date:	1/2/2024
Description:	December 2023

Los Angeles County Fire

Seizure Date	Seizure Time	ALI City	Answer Secs	Call Type ID	ALI Class
12/1/2023	15:21:27	HERMOSA BEACH	2	911 Calls	WPH2
12/1/2023	15:22:22	HERMOSA BEACH	62	911 Calls	WPH2
12/2/2023	12:36:43	HERM BCH	1	911 Calls	WPH2
12/3/2023	12:56:50	HERMOSA BEACH	2	911 Calls	WPH2
12/3/2023	15:06:45	HMB	2	911 Calls	WPH2
12/3/2023	20:07:43	HERMOSA BEACH	2	911 Calls	WPH2
12/4/2023	15:38:10	HERM BCH	59	911 Calls	WPH2
12/4/2023	19:34:45	HERM BCH	2	911 Calls	WPH2
12/4/2023	21:17:03	HERM BCH	16	911 Calls	WPH2
12/5/2023	12:01:14	HERM BCH	2	911 Calls	WPH2
12/6/2023	10:01:11	HERM BCH	2	911 Calls	WPH2
12/6/2023	10:10:00	HERMOSA BEACH	2	911 Calls	WPH2
12/6/2023	11:01:13	HERM BCH	2	911 Calls	WPH2
12/6/2023	12:29:39	HERMOSA BEACH	2	911 Calls	WPH2
12/6/2023	13:21:48	HERM BCH	17	911 Calls	WPH2
12/6/2023	13:45:09	HERMOSA BEACH	2	911 Calls	VOIP
12/6/2023	14:32:46	HERM BCH	2	911 Calls	WPH2
12/6/2023	15:58:53	HMB	40	911 Calls	WPH2
12/7/2023	15:04:18	HERM BCH	2	911 Calls	WPH2
12/7/2023	18:20:28	HERM BCH	2	911 Calls	WPH2
12/8/2023	13:12:01	HERM BCH	32	911 Calls	WPH2
12/9/2023	09:23:08	HERMOSA BEACH	2	911 Calls	WPH2
12/9/2023	21:08:46	HERM BCH	2	911 Calls	WPH2
12/10/2023	00:12:10	HERMOSA BEACH	2	911 Calls	WPH2
12/10/2023	00:45:40	HERM BCH	2	911 Calls	WPH2
12/10/2023	00:50:55	HERMOSA BEACH	2	911 Calls	WPH2
12/10/2023	08:03:39	HERMOSA BEACH	2	911 Calls	RESD
12/10/2023	11:51:22	HERMOSA BEACH	2	911 Calls	WPH2
12/10/2023	14:20:16	HMB	2	911 Calls	WPH2
12/10/2023	17:26:17	HERM BCH	27	911 Calls	WPH2
12/10/2023	21:01:30	HERMOSA BEACH	1	911 Calls	WPH2
12/11/2023	10:34:46	HERM BCH	2	911 Calls	WPH2
12/11/2023	14:59:20	HERMOSA BEACH	42	911 Calls	WPH2
12/12/2023	02:01:20	HERMOSA BEACH	2	911 Calls	RESD
12/12/2023	22:23:46	HERM BCH	2	911 Calls	WPH2
12/13/2023	08:45:35	HERM BCH	2	911 Calls	WPH2
12/13/2023	11:11:35	HERM BCH	2	911 Calls	WPH2
12/14/2023	08:23:08	HERMOSA BEACH	2	911 Calls	WPH2
12/14/2023	11:52:33	HERMOSA BEACH	2	911 Calls	WPH2

12/15/2023	01:05:19	HERM BCH	65	911 Calls	WPH2
12/15/2023	11:10:44	HERMOSA BEACH	2	911 Calls	WPH2
12/15/2023	19:51:27	HERM BCH	2	911 Calls	WPH2
12/15/2023	20:00:59	HERM BCH	2	911 Calls	WPH2
12/16/2023	10:33:54	HERMOSA BEACH	2	911 Calls	WPH2
12/16/2023	13:06:59	HERM BCH	43	911 Calls	WPH2
12/16/2023	15:57:35	HERMOSA BEACH	2	911 Calls	WPH2
12/17/2023	17:04:08	HERM BCH	2	911 Calls	WPH2
12/18/2023	02:04:50	HERM BCH	2	911 Calls	WPH2
12/18/2023	07:23:26	HERM BCH	2	911 Calls	WPH2
12/19/2023	00:00:16	HERM BCH	2	911 Calls	WPH2
12/19/2023	11:10:05	HERM BCH	2	911 Calls	WPH2
12/21/2023	04:33:42	HERMOSA BEACH	2	911 Calls	RESD
12/22/2023	00:36:18	HERM BCH	2	911 Calls	WPH2
12/22/2023	04:41:44	HERM BCH	2	911 Calls	WPH2
12/22/2023	11:12:35	HERMOSA BEACH	2	911 Calls	VOIP
12/22/2023	13:12:25	HERMOSA BEACH	21	911 Calls	RESD
12/22/2023	13:50:32	HERMOSA BEACH	2	911 Calls	WPH2
12/22/2023	13:50:53	HERMOSA BEACH	25	911 Calls	WPH2
12/22/2023	21:38:58	HERMOSA BEACH	2	911 Calls	W911
12/22/2023	22:52:13	HERM BCH	2	911 Calls	WPH2
12/24/2023	07:02:06	HERM BCH	2	911 Calls	WPH2
12/25/2023	08:35:35	HERM BCH	2	911 Calls	WPH2
12/25/2023	08:35:46	HERM BCH	2	911 Calls	WPH2
12/25/2023	12:31:29	HERM BCH	1	911 Calls	WPH2
12/25/2023	20:05:32	HERM BCH	1	911 Calls	WPH2
12/26/2023	03:36:29	HERM BCH	2	911 Calls	WPH2
12/26/2023	10:23:23	HERM BCH	2	911 Calls	WPH2
12/26/2023	20:48:10	HERMOSA BEACH	53	911 Calls	VOIP
12/27/2023	16:34:09	HERM BCH	2	911 Calls	WPH2
12/27/2023	18:49:24	HERMOSA BEACH	2	911 Calls	VOIP
12/27/2023	21:08:23	HERM BCH	2	911 Calls	WPH2
12/28/2023	07:01:16	HERM BCH	2	911 Calls	WPH2
12/28/2023	10:37:22	HERMOSA BEACH	2	911 Calls	WPH2
12/28/2023	14:32:38	HERMOSA BEACH	46	911 Calls	WPH2
12/28/2023	19:06:17	HERM BCH	2	911 Calls	WPH2
12/29/2023	07:46:59	HERM BCH	2	911 Calls	WPH2
12/29/2023	15:48:18	HERMOSA BEACH	1	911 Calls	WPH2
12/30/2023	00:57:27	HERM BCH	2	911 Calls	WPH2
12/30/2023	01:04:21	HERM BCH	2	911 Calls	WPH2
12/30/2023	01:33:15	HERM BCH	2	911 Calls	WPH2
12/30/2023	01:35:45	HERM BCH	2	911 Calls	W911
12/30/2023	10:32:51	HERMOSA BEACH	2	911 Calls	WPH2
12/30/2023	13:08:09	HERMOSA BEACH	2	911 Calls	WPH2
12/30/2023	19:13:12	HMB	2	911 Calls	WPH2
12/30/2023	20:18:44	HERMOSA BEACH	2	911 Calls	WPH2
12/31/2023	13:04:14	HERM BCH	2	911 Calls	WPH2

12/31/2023	13:04:53	HERM BCH	1	911 Calls	WPH2
12/31/2023	19:10:43	HERM BCH	2	911 Calls	WPH2

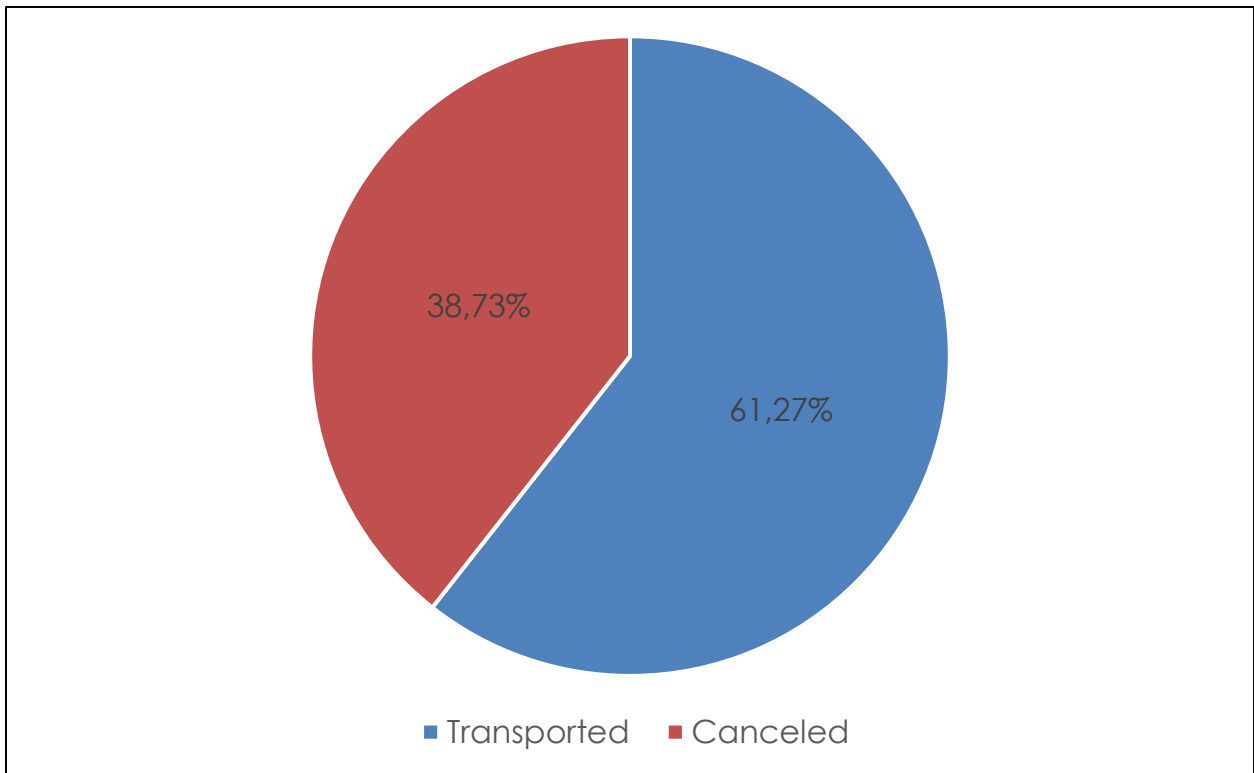
Average Call Answer Time (seconds)

8

**McCormick Ambulance
December 2023**

Total Number of Dispatched Calls

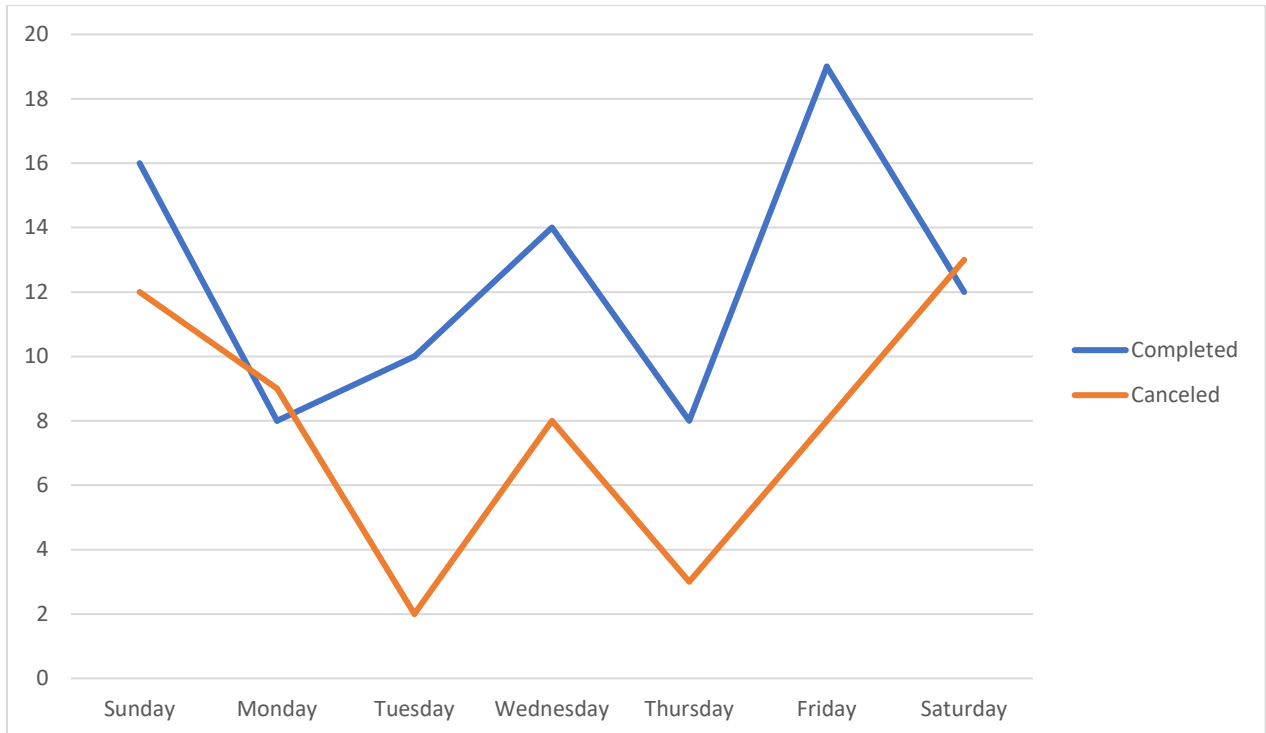
Dispatched Calls	Totals
Transported	87
Canceled	55
Grand Total	142



McCormick Ambulance
December 2023

Calls Per Day of the Week

Day of the Week	Completed	Canceled	Total
Sunday	16	12	28
Monday	8	9	17
Tuesday	10	2	12
Wednesday	14	8	22
Thursday	8	3	11
Friday	19	8	27
Saturday	12	13	25
Calls Total	87	55	142



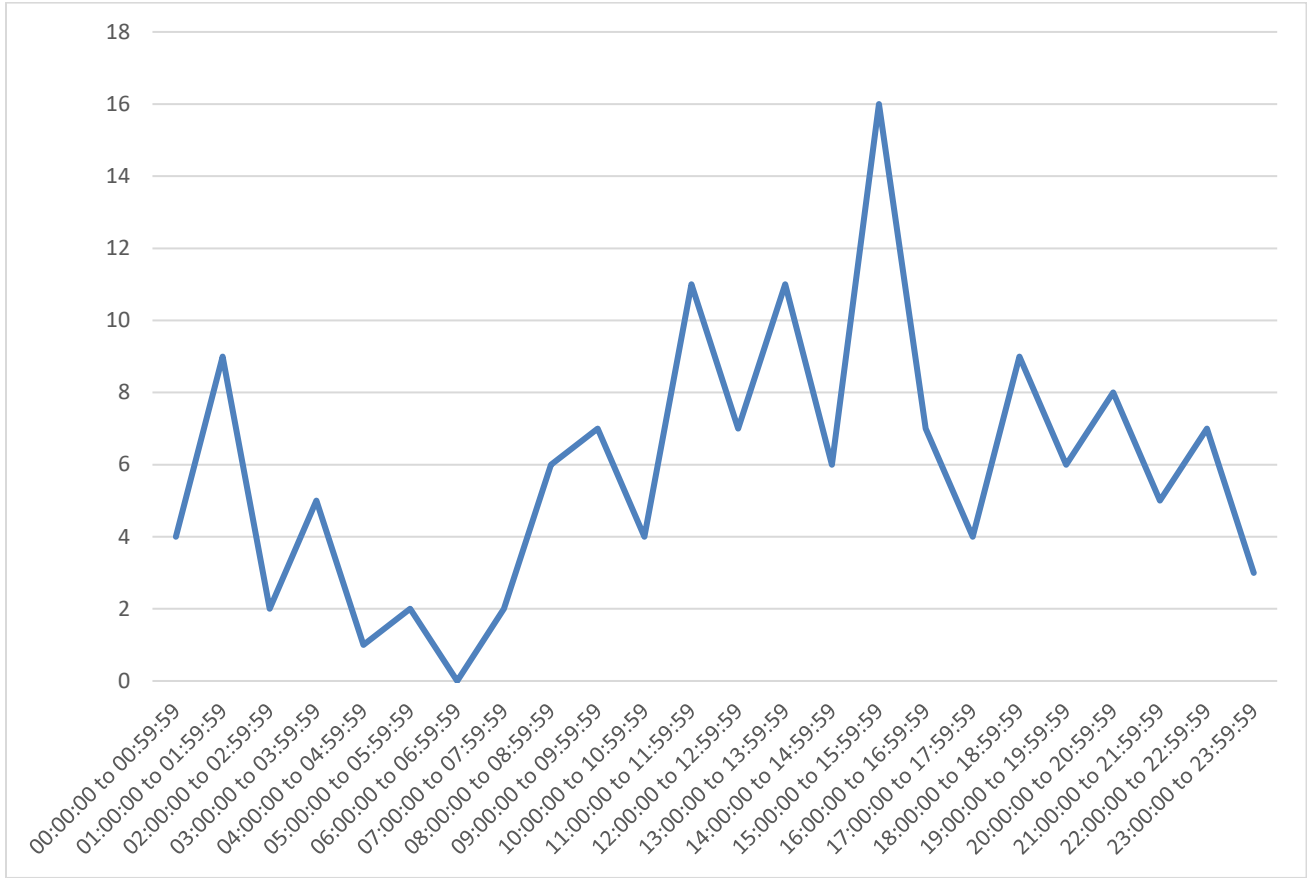
**McCormick Ambulance
December 2023**

Calls by Time of Day

Time of Day	Calls
00:00:00 to 00:59:59	4
01:00:00 to 01:59:59	10
02:00:00 to 02:59:59	3
03:00:00 to 03:59:59	5
04:00:00 to 04:59:59	1
05:00:00 to 05:59:59	2
06:00:00 to 06:59:59	0
07:00:00 to 07:59:59	6
08:00:00 to 08:59:59	7
09:00:00 to 09:59:59	2
10:00:00 to 10:59:59	4
11:00:00 to 11:59:59	11
12:00:00 to 12:59:59	8
13:00:00 to 13:59:59	11
14:00:00 to 14:59:59	5
15:00:00 to 15:59:59	15
16:00:00 to 16:59:59	6
17:00:00 to 17:59:59	4
18:00:00 to 18:59:59	8
19:00:00 to 19:59:59	6
20:00:00 to 20:59:59	8
21:00:00 to 21:59:59	5
22:00:00 to 22:59:59	8
23:00:00 to 23:59:59	3
Total Calls	142

**McCormick Ambulance
December 2023**

Calls by Time of Day



**McCormick Ambulance
December 2023**

Responses by Code

	Within Allowable Time	Delayed Response	Total
Code 3: Response Time of 8:59 or less	19	16	35
Code 2: Response Time of 15:00 or less	47	5	52
Canceled			55
Total Responses	66	21	142