

City of Hermosa Beach

*City Hall
1315 Valley Drive
Hermosa Beach, CA 90254*



Adjourned Meeting Agenda

Thursday, March 3, 2022

5:00 PM

Hybrid virtual/in-person meetings are held pursuant to AB361

Face masks required for all in-person attendance

Duly posted on February 28, 2022 at 4:00 p.m. by A.Y.

City Council

Mayor

Michael Detoy

Mayor Pro Tem

Raymond Jackson

Councilmembers

Stacey Armato

Mary Campbell

Justin Massey

City Treasurer

Karen Nowicki

City Attorney

Michael Jenkins

Executive Team

Suja Lowenthal, City Manager

Angela Crespi, Deputy City Manager

Viki Copeland, Finance Director

Myra Maravilla, City Clerk

Paul LeBaron, Chief of Police

Joe SanClemente, Public Works Director

Ken Robertson, Community Development Director

Vanessa Godinez, Human Resources Manager

Lisa Nichols, Community Resources Manager

PLEASE NOTE:

This is a full Packet including all pages and sub-pages, of all staff-reports and other materials of each agenda item as if physically stacked together and represents the complete agenda Packet as a single PDF file as of the date and time the agenda was initially posted (unless otherwise indicated here). It is meant to be an aid, but not intended as a replacement for the 'Living' agenda.

This full Packet does not contain additions, modifications, or supplementals that have been added after the first posting of the 'Living' agenda unless indicated here.

To prevent time downloading, and re-downloading, you might download this single PDF to your computer to have available for multiple reference, or to re-reference, to avoid the necessity of needing to be connected to the Internet or being held up by a slow-connection or slow server.

For a particular item(s), you may desire to ensure that you are viewing all additions, modifications, or supplementals posted after the original agenda packet's posting by utilizing the link to the 'Living' agenda as displayed on the city's website

Agenda/Minutes page which for this agenda is: [03-03-2022 Adjourned Regular Meeting Agenda](#)

Note again, that the agenda appearing below the following items' page number table may have changed and represents the page numbers to the agenda and materials contained in this full agenda packet only.

The agenda-items page number table below provides the starting page of each item in this full contiguous packet PDF file. To better utilize these page numbers, note that the *Adobe Acrobat* reader has a feature to display page thumbnails down the left edge of your screen. With the page-thumbnails displayed you may click on a page's thumbnail to immediately move to the item's starting page directly.

Be aware, that as this full packet may include MINUTES of prior meetings, if searching the entire Packet for particular text, understand that when you find such text, that if it is within a MINUTES page of minutes, that are included in this agenda for approval, that it may appear to you that you are at an agenda item within the current agenda. Avoid such confusion by noting that pages that contain MINUTES included for approval are so identified at the top of each such page within this full packet.

City Council Regular Meeting Agenda Packet		
Agenda Item No.	Starting Page	Ending Page
Agenda	1	9
8a	10	83
8b	84	156

VIEWING OPTIONS FOR PUBLIC MEETINGS

Public meetings are broadcast live on Spectrum Channel 8 and Frontier Channel 31 in Hermosa Beach. Additional viewing options are provided as a courtesy.

ZOOM: Join the meeting link if available or participate by phone

YOUTUBE CHANNEL: <https://www.youtube.com/c/CityofHermosaBeach90254>

CITY WEBSITE: www.hermosabeach.gov and visit the Agendas/Minutes/Videos page

PLEASE NOTE: IF YOU EXPERIENCE TECHNICAL DIFFICULTIES WHILE VIEWING THE MEETING ON ONE OF THESE PLATFORMS, PLEASE TRY ONE OF THE OTHER VIEWING OPTIONS

All council meetings are open to the public. PLEASE ATTEND.

The Council receives a packet with detailed information and recommendations on nearly every agenda item. City Council agenda packets are available for your review on the City's website located at www.hermosabeach.gov. Complete agenda packets are also available for public inspection in the City Clerk's office.

During the meeting, a packet is also available in the Council Chambers foyer or you can access the packet at our website, www.hermosabch.org, on your laptop, tablet or smartphone through the wireless signal available in the City Council chambers - Network ID: CHB-Guest, Password: chbguest

To comply with the Americans with Disabilities Act of 1990, Assistive Listening Devices (ALD) will be available for check out at the meeting. If you require special assistance to participate in this meeting, you must call or submit your request in writing to the Office of the City Clerk at (310) 318-0204 at least 48 hours prior to the meeting.

Hybrid virtual/in-person meetings are held pursuant to AB361. State and local officials recommend measures to promote social distancing. Members of the public may email comments to cityclerk@hermosabeach.gov or submit eComments until 3:00 p.m. on the meeting date.

COUNCIL CHAMBERS: 1315 Valley Drive, Hermosa Beach (Face mask required for all in-person attendance)

JOIN THE VIRTUAL MEETING AT:

<https://us02web.zoom.us/j/89968207828?pwd=bXZmWS83dmxHWDZLbWRTK2RVaUxaUT09>

OR PARTICIPATE BY PHONE:

- Toll Free: 833-548-0276
- Meeting ID: 899 6820 7828, then #
- Passcode: 472825

ATTENDEES WILL BE MUTED UNTIL THE PUBLIC PARTICIPATION PERIOD IS OPENED.

If you are joining by phone, press * 9 to raise your virtual hand and * 6 to unmute your line when asked to do so. Comments from the public are limited to 3 minutes per speaker.

Oral and Written Communication

Persons who wish to have written materials included in the agenda packet at the time the agenda is published on the City's website must submit the written materials to the City Manager's office by email (cityclerk@hermosabeach.gov) or in person by noon of the Tuesday, one week before the meeting date.

Written materials pertaining to matters listed on the posted agenda received after the agenda has been posted will be added as supplemental materials under the relevant agenda item on the City's website at the same time as they are distributed to the City Council by email. Supplemental materials may be submitted via eComment (instructions below) or emailed to cityclerk@hermosabeach.gov. Supplemental materials must be received before 3:00 p.m. on the date of the meeting to ensure Council and staff have the ability to review materials prior to the meeting. Supplemental materials submitted after 3:00 p.m. on the date of the meeting or submitted during the meeting will be posted online the next day.

Submit Supplemental eComments in three easy steps:

Note: Your comments will become part of the official meeting record. You must provide your full name, but please do not provide any other personal information (i.e. phone numbers, addresses, etc) that you do not want to be published.

1. Go to the Agendas/Minutes/Video webpage and find the meeting you'd like to submit comments on. Click on the eComment button for your selected meeting.
2. Find the agenda item for which you would like to provide a comment and select the comment button.
3. Sign in to your SpeakUp Hermosa Account or as a guest, enter your name and comment in the fields provided. If you have an account, you may attach files before submitting your comment.

I. CALL TO ORDER**II. PLEDGE OF ALLEGIANCE****III. ROLL CALL****IV. ANNOUNCEMENTS - UPCOMING CITY EVENTS****V. APPROVAL OF AGENDA**

VI. PUBLIC PARTICIPATION: Although the City Council values your comments, the Brown Act generally prohibits the Council from taking action on any matter not listed on the posted agenda as a business item. Comments from the speaker are limited to three minutes per speaker.

VII. OPENING REMARKS: City Manager Suja Lowenthal**VIII. STUDY SESSION**

a. [REPORT](#)
[22-0121](#)

REVENUE STUDY SESSION

(Finance Director Viki Copeland)

Recommendation: Staff recommends City Council receive the staff presentation and discuss the Revenue Study Session Discussion Items (Attachment 2) and the updates provided herein.

Attachments: [1. 2021-22 Revenue Study Session Slides.pdf](#)
[2. Revenue Study Session Discussion Items.pdf](#)
[3. Revenue Report for November 2021](#)
[4. SUPPLEMENTAL Email from Tony Higgins \(submitted 3-2-22 at 2:46pm\).pdf](#)

IX. PUBLIC PARTICIPATION: Although the City Council values your comments, the Brown Act generally prohibits the Council from taking action on any matter not listed on the posted agenda as a business item. Comments from the speaker are limited to three minutes per speaker.

X. MUNICIPAL MATTER

a. [REPORT](#)
[22-0125](#)

**CONSIDERATION OF TAKING ACTION OR GIVING DIRECTION TO
STAFF ON ITEMS FROM THE REVENUE STUDY SESSION**

(Finance Director Viki Copeland)

Recommendation: Staff recommends City Council discuss the Revenue Study Session Discussion Items (Attachment 2) and provide staff direction.

- Attachments:**
- [1. 2021-22 Revenue Study Session Slides.pdf](#)
 - [2. Revenue Study Session Discussion Items.pdf](#)
 - [3. Revenue Report for November 2021](#)

XI. ADJOURNMENT

FUTURE MEETINGS AND CITY HOLIDAYS

CITY COUNCIL MEETINGS:

March 8, 2022 - Tuesday - 5:00 PM - Closed Session,
6:00 PM - City Council Meeting

March 22, 2022 - Tuesday - 5:00 PM - Closed Session,
6:00 PM - City Council Meeting

March 31, 2022 -Thursday - Adjourned Regular Meeting:
5:00 PM - ADA Study Session

April 12, 2022 - Tuesday - 5:00 PM - Closed Session,
6:00 PM - City Council Meeting

April 21, 2022 -Thursday - Adjourned Regular Meeting:
5:00 PM - FY 2022-2023 CIP Study Session

April 26, 2022 - Tuesday - 5:00 PM - Closed Session,
6:00 PM - City Council Meeting

May 10, 2022 - Tuesday - 5:00 PM - Closed Session,
6:00 PM - City Council Meeting

May 24, 2022 - Tuesday - 5:00 PM - Closed Session,
6:00 PM - City Council Meeting

June 2, 2022 -Thursday - Adjourned Regular Meeting:
5:00 PM - Budget Study Session

June 14, 2022 - Tuesday - 5:00 PM - Closed Session,
6:00 PM - City Council Meeting

June 28, 2022 - No meeting due to lack of quorum

July 12, 2022 - Tuesday - 5:00 PM - Closed Session,
6:00 PM - City Council Meeting

July 21, 2022 -Thursday - Adjourned Regular Meeting:
6:00 PM - Joint meeting with all Boards/Commissions

July 26, 2022 - Tuesday - 5:00 PM - Closed Session,
6:00 PM - City Council Meeting

August 4, 2022 -Thursday - Adjourned Regular Meeting:
5:00 PM - Study Session

August 9, 2022 - Tuesday - 5:00 PM - Closed Session,
6:00 PM - City Council Meeting

August 23, 2022 - Tuesday - No Meeting (Dark for Summer Break)

September 1, 2022 -Thursday - Adjourned Regular Meeting:
5:00 PM - Study Session

September 13, 2022 - Tuesday - 5:00 PM - Closed Session,
6:00 PM - City Council Meeting

September 27, 2022 - Tuesday - 5:00 PM - Closed Session,
6:00 PM - City Council Meeting

October 11, 2022 - Tuesday - 5:00 PM - Closed Session,
6:00 PM - City Council Meeting

October 22, 2022 -Saturday - Adjourned Regular Meeting:
8:00 AM - City Council Retreat

October 25, 2022 - Tuesday - 5:00 PM - Closed Session,
6:00 PM - City Council Meeting

CITY COUNCIL MEETINGS - CONTINUED:

November 3, 2022 -Thursday - Adjourned Regular Meeting:

5:00 PM - Closed Session, 6:00 PM - Regular Meeting

November 8, 2022 - No meeting due to lack of quorum (General Election)

November 22, 2022 - No meeting due to lack of quorum (Thanksgiving week)

November 29, 2022 -Tuesday - Adjourned Regular Meeting:

5:00 PM - Closed Session, 6:00 PM - Regular Meeting (Installation of new officers)

December 1, 2022 -Thursday - Adjourned Regular Meeting:

6:00 PM - Mayor Transition Ceremony & Reception

December 13, 2022 - Tuesday - 5:00 PM - Closed Session,

6:00 PM - City Council Meeting

December 27, 2022 - Tuesday - No Meeting (Dark for Winter Break)

BOARDS, COMMISSIONS AND COMMITTEE MEETINGS:

March 7, 2022 - Monday - 6:00 PM - Economic Development Committee Meeting

March 15, 2022 - Tuesday - 6:00 PM - Planning Commission Meeting

March 16, 2022 - Wednesday - 6:00 PM - Public Works Commission Meeting

April 4, 2022 - Monday - 6:00 PM - Economic Development Committee Meeting

April 5, 2022 - Tuesday - 7:00 PM - Parks and Recreation Advisory Commission Meeting

April 19, 2022 - Tuesday - 6:00 PM - Planning Commission Meeting

May 2, 2022 - Monday - 6:00 PM - Economic Development Committee Meeting

May 3, 2022 - Tuesday - 7:00 PM - Parks and Recreation Advisory Commission Meeting

May 17, 2022 - Tuesday - 6:00 PM - Planning Commission Meeting

May 18, 2022 - Wednesday - 6:00 PM - Public Works Commission Meeting

June 6, 2022 - Monday - 6:00 PM - Economic Development Committee Meeting

June 16, 2022 - Thursday - 7:00 PM - Parks and Recreation Advisory Commission Meeting

June 21, 2022 - Tuesday - 6:00 PM - Planning Commission Meeting

July 5, 2022 - Tuesday - 7:00 PM - Parks and Recreation Advisory Commission Meeting

July 19, 2022 - Tuesday - 6:00 PM - Planning Commission Meeting

July 20, 2022 - Wednesday - 6:00 PM - Public Works Commission Meeting

August 2, 2022 - Tuesday - 7:00 PM - Parks and Recreation Advisory Commission Meeting

August 16, 2022 - Tuesday - 6:00 PM - Planning Commission Meeting

September 6, 2022 - Tuesday - 7:00 PM - Parks and Recreation Advisory Commission Meeting

September 20, 2022 - Tuesday - 6:00 PM - Planning Commission Meeting

September 21, 2022 - Wednesday - 6:00 PM - Public Works Commission Meeting

October 6, 2022 - Tuesday - 7:00 PM - Parks and Recreation Advisory Commission Meeting

October 18, 2022 - Tuesday - 6:00 PM - Planning Commission Meeting

November 1, 2022 - Tuesday - 7:00 PM - Parks and Recreation Advisory Commission Meeting

November 15, 2022 - Tuesday - 6:00 PM - Planning Commission Meeting

November 16 - Wednesday - 6:00 PM - Public Works Commission Meeting

December 6, 2022 - Tuesday - 7:00 PM - Parks and Recreation Advisory Commission Meeting

December 20, 2022 - Tuesday - 6:00 PM - Planning Commission Meeting

CITY OFFICES CLOSED FRIDAY-SUNDAY AND ON THE FOLLOWING DAYS:

May 30, 2022 - Monday - Memorial Day

July 4, 2022 - Monday - Independence Day

September 5, 2022 - Monday - Labor Day

November 24, 2022 - Thursday - Thanksgiving Day

December 26, 2022 - Monday - Christmas Day (observed)

January 2, 2023 - Monday - New Year's Day (observed)



City of Hermosa

City Hall 1315 Valley
Drive Hermosa Beach, CA
90254

Staff

Staff Report

REPORT 22-0121

Honorable Mayor and Members of the Hermosa Beach City Council Adjourned Regular Meeting of March 3, 2022

REVENUE STUDY (Finance Director Viki)

Recommended Action:

Staff recommends City Council receive the staff presentation and discuss the Revenue Study Session Discussion Items (**Attachment 2**) and the updates provided herein.

Executive Summary:

The attached list of revenue sources (**Attachment 2**) reflects both City Council and staff suggested items for review. Status updates are provided in red for items that are already complete or are in progress. No formal action may be taken by the City Council at the Revenue Study Session. However, the meeting is an adjourned City Council meeting so action may be taken during the Adjourned Council Meeting after the study session if desired.

Background:

The Revenue Study Session was originally scheduled for April 30, 2019. Instead, the Capital Improvement Study session was moved from April 23, 2019 to that date and the Revenue Study Session was postponed.

At the hearing and adoption of the FY2019-2020 Budget on June 11, 2019, City Council approved placing a measure on the ballot to increase the Transient Occupancy Tax from 12 percent to 14 percent. After passage of the measure in November 2019, the Revenue Study Session was scheduled for March 2020. With the ensuing emergency declaration on March 16, 2020 due to COVID-19, the Revenue Study Session was again postponed.

Discussion:

An overview of the City's revenue sources and a list of discussion items is included the Revenue Study Session Slides (**Attachment 1**). The Revenue Study Session Discussion Items (**Attachment 2**) is a list of revenue sources reflecting both City Council and staff suggested items for review. At this time, some items are complete and others are in progress. A status update is included with the list of items and shown in red. The list is separated into the following sections:

1. Taxes;
2. Use of Property and User Fees; and

Staff Report

REPORT 22-0121

3. Other Funding Sources.

Also included is the Revenue Report for November 2021 for reference (**Attachment 3**).

Jeff Cooper, Vice President of NV5, will join us for discussions of Items B3c regarding the Sewer Service Charge and B3e regarding the Evaluation of the Lighting District. Bobby Young, Director of Client Services for HdL, will join us at 6:00 p.m. for Item A2b regarding the discussion of the District Transaction and Use Tax. HdL provides the City's software and reporting for sales tax and business licensing.

Staff requests City Council discussion and feedback on the items presented, as well as any new items. Council may take action on items or give direction to staff after the study session at the Regular Adjourned City Council Meeting.

General Plan Consistency:

This report and associated recommendation have been evaluated for their consistency with the City's General Plan. Relevant Policies are listed below:

Governance Element

Goal 1. A High degree of transparency and integrity in the decision-making process.

Policy:

- **1.6 Long-term consideration.** Prioritize decisions that provide long-term community benefit and discourage decisions that provide short-term community benefit but reduce long-term opportunities.

Goal 6. A broad-based and long-term economic development strategy for Hermosa Beach that supports existing businesses while attracting new business and tourism.

Policies:

- **6.1 Long-term economic development.** Support the development and implementation of long-term development strategies that seek to establish and keep new businesses and a strong middle class in Hermosa Beach over the decades to come.
- **6.3 Diversified Economy.** Encourage economic development strategies that allow the city to move beyond reliance on its two main industries - accommodation and food service and retail trade - and transform itself to a mature mix of economic activity and job opportunities.
- **6.7 Retail base.** Encourage economic development reflective of the character of Hermosa Beach with small and medium scale retail development within Hermosa Beach in order to create a stronger tax base and increase the City's tax revenue.

Fiscal Impact:

There is no fiscal impact associated with the recommended action.

Staff Report

REPORT 22-0121

Attachments:


1. Revenue Study Session Slides
2. Revenue Study Session Discussion Items
3. Revenue Report for November 2021

Respectfully Submitted by: Viki Copeland, Finance Director

Approved: Suja Lowenthal, City Manager

Revenue Study Session

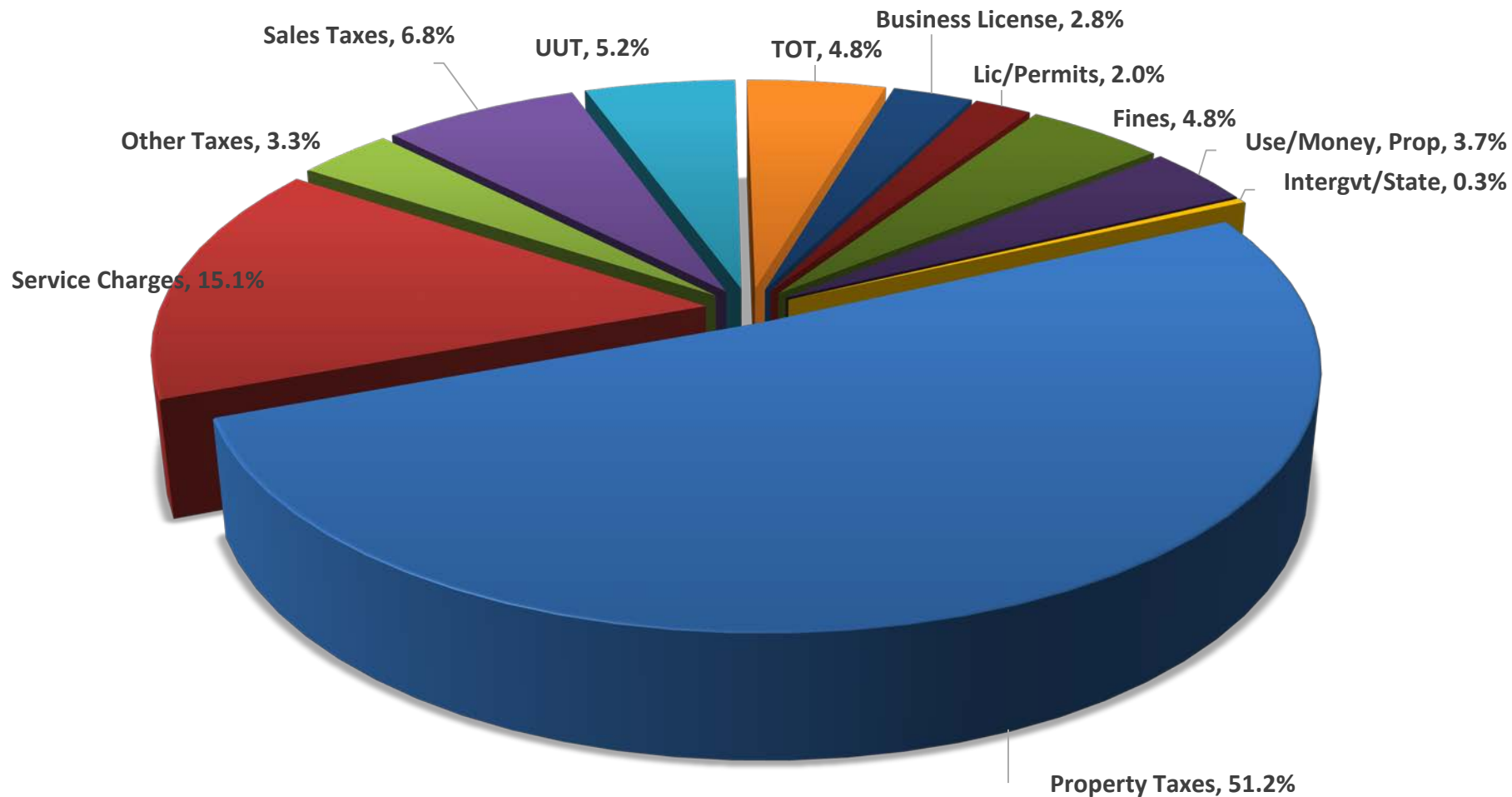
March 3, 2022





General Fund Revenue

2021-22 Budgeted Revenue by Category





General Fund Revenue

<u>Top Tax Revenue Sources</u>	<u>2021-22 Revised Budget</u>	<u>% of Total Revenue</u>
Property Tax	\$20,483,389	51.2%
Sales Tax	\$2,717,628	6.8%
Transient Occupancy Tax (TOT)	\$1,928,358	4.8%
Utility Users Tax (UUT)	\$2,093,903	5.2%
Top Tax Total	\$27,223,278	68%



General Fund Revenue

<u>Revenue Sources</u>	<u>2021-22 Revised Budget</u>	<u>% of Total Revenue</u>
Top Tax Sources	\$27,223,278	68%
Other Taxes	\$2,428,235	6.1%
Licenses/Permits	\$785,512	2%
Fines/Forfeitures	\$1,906,306	4.8%
Use/Money and Property	\$1,469,888	3.7%
Intergovt/State	\$142,192	0.3%
Service Charges	\$6,041,373	15.1%
Other Revenue	<u>\$18,511</u>	<u>0%</u>
Total General Fund Revenue	\$40,015,295	



Revenue Study Session

A. Taxes

1. Property Tax

- a. Split Roll for Property Tax (State measure, did not pass)
- b. Parcel Tax (Information only)

2. Sales Tax

- a. Pursue Sales Tax at the Former Land Rover Site (**Status: Complete**)
- b. District Tax (Transaction and Use Tax)



Revenue Study Session

A. Taxes

3. Utility User Tax (UUT)
 - a. Explore Options to Address Erosion of UUT
(Status: In Progress)

4. Transient Occupancy Tax (TOT)
 - a. Increase the TOT Tax (Status: Complete)
 - b. TOT Audits (Status: Complete)
 - c. Short-Term Vacation Rentals in
Commercial Zone (Status: Complete)



Revenue Study Session

A. Taxes

5. Consider a Cannabis Tax (**Status: In Progress**)
6. Business License Tax
 - a. Consider an Increase or Changes



Revenue Study Session

B. Use of Property and User Fees

1. Parking Revenue (Status: In Progress)
 - a. Parking Meter Rates
 - b. Mobile App
 - c. Parking Citation Fines
 - d. Parking Permit Rates
 - e. Other Parking Permits
 - f. Electric Vehicle Charging Fee/
Free Parking at Meter



Revenue Study Session

B. Use of Property and User Fees

2. Encroachments

- a. Resume Permanent Outdoor Encroachment Fees **Status: Complete**
- b. Increase Permanent Outdoor Encroachment Fees
- c. Set Fee for Temporary Outdoor Encroachments **Status: Complete**



Revenue Study Session

B. Use of Property and User Fees

3. Other Property-Related

- a. Increase Storage Property Lease (Status: Complete)
- b. Increase Residential Encroachment Fees
- c. Apply CPI for Annual Sewer Charge (Status: In Progress)
- d. Enhance Clark Building as a Revenue Generator



Revenue Study Session

B. Use of Property and User Fees

- 3. Other Property-Related, continued
 - e. Re-evaluate the Lighting Landscaping Fund (**Status: In Progress**)
 - f. Implementation of a Storm Water Fee
 - g. Possibility of More Undersea Cables
 - h. Park Recreation In Lieu Fee



Revenue Study Session

B. Use of Property and User Fees

3. Other Property-Related, continued

i. User Fee Study (Service Charges)

j. Fee Waivers (**Status: Complete**)

k. Create a Municipal Lease Policy



Revenue Study Session

C. Other Funding Sources

1. Settlement Bond Refunding (Status: Complete)

Year Ending November 1	Principal	Interest	Total Debt Service
2021	395,000	330,528	725,528
2022	415,000	310,200	725,200
2023	435,000	293,600	728,600
2024	450,000	276,200	726,200
2025	470,000	258,200	728,200
2026	490,000	239,400	729,400
2027	510,000	219,800	729,800
2028	535,000	199,400	734,400
2029	560,000	178,000	738,000
2030	580,000	155,600	735,600
2031	610,000	132,400	742,400
2032	635,000	108,000	743,000
2033	665,000	82,600	747,600
2034	685,000	56,000	741,000
2035	715,000	28,600	743,600
Total:	\$ 8,150,000	\$ 2,868,528	\$ 11,018,528



Revenue Study Session

C. Other Funding Sources

2. Economic Development Committee
3. Business Improvement District (BID)



City Council Questions/Comments

REVENUE STUDY SESSION DISCUSSION ITEMS

A. TAXES

All tax increases require placement on a regularly scheduled general election of City Councilmembers unless an emergency is declared by unanimous vote of the Council. A general tax is a tax imposed for general governmental purposes, the proceeds of which are deposited into the General Fund. A majority vote of the electorate is required to impose, extend or increase any general tax. A special tax is a tax that is collected and earmarked for a specific purpose and deposited either into a separate account or the General Fund. A two-thirds vote of the electorate is required to impose, extend or increase any special tax.

1. Property Tax

a. Split Roll for Property Tax

State Proposition 15, also referred to as the Split Roll Tax, was a proposition on the November 3, 2020 ballot in California that sought to remove Proposition 13 tax protections from commercial properties. For properties valued at \$5 million or more, an additional 1.2 percent “surcharge” each year would be added onto the regular property tax.

Status: The vote was 51.97 percent no, 48.03 percent yes. This item was on the study session list as an educational item if the measure passed. Another split roll proposal, different from the previous one, was submitted to the Attorney General in October 2021 and will be tracked for qualifying.

b. Parcel Tax

A special tax on parcels of property generally based on either a flat per-parcel rate or a variable rate depending on the size, use and/or number of units on the parcel. Voter approval of 2/3 is required.

Status: This is an informational item only. Parcel taxes are not as common as other locally imposed taxes for cities. The tax is the primary method of collecting additional operating revenue for schools and special districts who do have not the ability to seek general taxes.

2. Sales Tax

a. Pursue Sales Tax at the Former Land Rover Site

Staff, with assistance from the City Attorney’s Office, developed a sales tax sharing agreement between Hermosa Beach and Redondo Beach to share sales tax generated by the Mitsubishi dealership according to the percent of land for the dealership in each city, which is 47 percent for Hermosa Beach and 53 percent for Redondo Beach. A three-party agreement including the dealership was also developed for the dealership’s reporting of the tax to the State. Concurrence from the state was sought since an agreement of this type had not been implemented since the 70’s.

Status: Complete. The City Council approved the agreements on January 26, 2021.

b. District Tax (Transaction and Use Taxes)

District taxes are not the same as the local sales tax imposed under the Bradley-Burns Uniform Local Sales and Use Tax Law. District taxes are separate voter-approved transaction and use taxes imposed by certain cities, counties and other local jurisdictions on the purchase and use of tangible personal property (merchandise). For example, the tax applies to purchases of automobiles registered in the district and to merchandise shipped into the district rather than sales made within the district.

The maximum combined rate within any county may not exceed 2 percent unless specifically authorized by statute. Local taxes are imposed in every city and county in California at a uniform rate of 1.25 percent. Metropolitan Transportation Authority obtained authorization to raise the limit to 3 percent therefore a district tax rate of .75 percent could be imposed for Hermosa Beach. This tax is in addition to the 1 percent sales tax already received by the City.

In Los Angeles County, 56 out of 88 cities have a district tax.

A 2/3 vote (four out of five) by City Council is required to place the measure on the ballot; a majority of voters is required for passage of a district tax. A general tax election must be consolidated with a regularly scheduled general purpose election of City Councilmembers unless an emergency is declared by unanimous vote of the Council.

Status: City Council may consider this item for placement on the November 2022 election. If 2/3 of the City Council concurs, the item will be brought back at a future City Council meeting.

3. **Utility User Tax (UUT)**

a. Explore Options to Address Erosion of UUT

The City's contract with Avenu, the consultant who monitors utility tax revenue, allows for city specific audits. The City Manager gave approval in September 2021 to move forward with audits of streaming providers Disney+, Hulu, ESPN, Netflix and Amazon Prime Video in order to apply the UUT to these services.

Status: In Progress. Meetings between Avenu and the streaming providers continue. Fran Mancina, Vice President of Government Relations with Avenu provided the following update:

- *Netflix changed representatives and we have a meeting next week (March 2nd). No legal qualms this far. Just delays. We expect resolution this calendar year.*
- *Amazon is not disputing local Utility User Taxes owed. However, they are carefully reviewing each local jurisdictions ordinances and looking for technicalities to ensure all of city contracts with outside consulting and auditing firm are valid and that they still meet requirements for validity. No legal arguments in dispute.*

- *Disney received the information request and seems to be cooperative but is asking for more time to gather documents.*

4. Transient Occupancy Tax (TOT)

a. Increase the TOT Tax

Status: Complete. Voters approved the TOT increase from 12 percent to 14 percent 1/5/2019 to be effective January 1, 2020.

b. TOT Audits

Status: Complete. The last audit was in 2018. The audit will be budgeted for 2022-23 as 5 years is the typical timeframe for these audits.

c. Short Term Vacation Rentals for Commercial Zone

Status: Complete. Five commercial properties are approved at this time and paying TOT.

5. Consider a Cannabis Tax

Status: In Progress. In view of the signature gathering that is underway to place a measure on the November 2022 ballot an advisory group was created to provide a recommendation to City Council in April.

6. Business License Tax

Consider an Increase or Changes to the Business License Tax

The business license tax was last increased on the ballot measure of November 8, 2011. A Business License Tax Review Committee developed the proposal after a lengthy process with meetings from December 2011 through July 2011.

Status: If a change or increase in the business license tax is desired, staff recommends the city consider hiring a consultant to assess the composition of city businesses and provide options.

B. USE OF PROPERTY AND USER FEES

1. Parking Revenue

Status: In progress. A Parking Study Session was conducted 1/31/22. A public hearing will be scheduled in July/August to consider the following items.

a. Parking Meter Rates

b. Mobile App

Status: Mobile app proposals are in review and a provider will be selected prior to the public hearing

c. Parking Citations Fines

d. Parking Permit Rates, Residential and Lots, Employee Permits

e. Other Parking Permits, Contractor, Driveway

f. Electric Vehicle Charging Fee/ Free Parking at Meters

2. Encroachments

a. Resume Permanent Outdoor Encroachment Fees

Status: In Progress. Existing fees reinstated effective March 1, 2022

b. Increase Permanent Outdoor Encroachment Fees

If City Council wants to consider rate increases, Staff would recommend acquiring a new market study.

c. Set Fee for Temporary Outdoor Encroachments

Status: In Progress. Fee of \$1.50/square foot implemented March 1, 2022 for added permanent outdoor dining and previously temporary outdoor dining encroachments.

3. Other Property-Related

a. Increase Storage Property Lease

Status: Compete. A new lease rate of \$20,000/month was negotiated to be effective July 2021. A CPI clause was implemented, resulting in a current rate of \$20,600/month, an increase of \$67,200 from the prior rate of \$15,000/month.

b. Increase Residential Encroachment Permit Fee

Residential encroachment permit fees are charged when a property owner wants to have non-permanent improvements on a portion of City property adjacent to their property. The fees cover the staff time to process the permit. The current fee for this item is \$1,437.01.

The Residential Encroachment Fee is a one-time fee that stays with the property until change of ownership or the permit is revoked. The cost of the permit is the same whether it is a permit to install irrigation in the parkway or to use excess Right-of-Way (ROW) for private use in the rear or front of a property.

Status: Public Works is proposing to engage consulting services to assess the residential encroachment permit process. The assessment would include the feasibility study to separate the permits in different categories (i.e. Parkway irrigation, use of excess ROW citywide excluding the coastal zone, coastal zone (The Strand)), and study the possibility of changing the fee from a one-time fee to an annual fee, depending on the permit category.

Currently, Coastal Commission is not permitting the City to issue residential encroachment permits at The Strand because they state that the fee charged should be related to the cost of the land, and the fees collected in the coastal zone (in particular The Strand) need to be used exclusively to maintain, improve and provide coastal access. The analysis of land valuation will also be in the scope of the feasibility study. This process would also require possible modifications to the Municipal Code.

c. Apply CPI for Annual Sewer Charge

The sewer fee which was initiated in 2015 included Consumer Price Index (CPI) increases not to exceed 2 percent per year. As per the originating sewer charge resolution, annual increases can only be authorized for a five-year period. Due to

the pandemic, staff did not move forward with reinstating the five-year term for applying the CPI to the fee in FY 2021–22

Status: In Progress. Public Works is engaging an assessment engineer to prepare a preliminary evaluation which would go to Council in April. The process would then require notifying each property owner in writing a minimum 45 days in advance of a protest hearing which would occur in June. The City would be required to adopt an ordinance at that time in order to place the sewer service charge on the annual County of Los Angeles Tax Roll by July.

d. Enhance Clark Building as a Revenue Generator

Status: Final plans for Clark Building Improvements were approved by City Council on January 25, 2022.

Staff will develop activities and fees based on the planned newly remodeled facility.

e. Re-evaluate the Lighting Landscaping Fund

The Fund has had a deficit of \$229,790 for 2021–22, \$291,002 for 2020–21, \$175,932 for 2019–2020, \$210,000 for 2018–2019 \$87,000 for 2017–18 and \$178,000 2016–17.

There was a protest vote against an additional assessment of \$165,000 on July 25, 2006. The measure failed 52 percent to 48 percent.

Status: In progress. Public Works engaged the assessment engineer to provide a feasibility study for creating a second district to cure the deficit and provide other options to consider. The laws have changed since creation of the original district so a second district will be recommended for any increase. The report will be available in April. Creating a new district would require a mailed ballot to each property owner in the district.

f. Implementation of a Storm Water Fee

Storm water costs are currently funded by a transfer of \$700,000 in utility user tax revenue from the General Fund and revenue of approximately \$157,000 in Measure W funds.

Status: Public Works and the Environmental Programs Manager will undertake a review of the costs and viability of a fee in the future.

g. Possibility of More Undersea Cables

City Council inquired about this previously. In checking with our contact the following was provided:

- *Cable 3 (SX-NEXT) has landed but is still in the installation phase to Australia. The current expected System Operation Date is May 2022.*
- *Cable 4 (HKA). This has been significantly delayed due to US/China disputes. Best estimate at this point would be a System Operational Date in 2024.*
- *Other cables? 6th Street or 10th Street: We have recently received additional inquiries for capacity into Hermosa Beach. While nothing is certain or even probable, cable owners are expressing interest in additional facilities into Hermosa Beach. Competing for a landing there would be the facilities*

installed at Dockweiler State Beach (El Segundo). There are two landing pipes available there. Also, Grover Beach is a point of interest for these same cables.

h. Park Recreation In-Lieu Fee

This fee is an impact fee intended to provide funds to cover the cost for acquiring open space property as subdivision condition of approval per Chapter 16.12 of the Municipal Code. The developer has the choice of paying the fee or dedicating land in an amount equal to the average estimated fair market value of land. Dedication of land in Hermosa Beach is impractical since the city is virtually built out. The fee was last updated in 2007 based on an independent appraisal. The code requires an independent appraisal of open space zoned property in the city in order to set the fee.

Status: Staff will look into getting an appraisal in order to make a recommendation.

i. User Fee Study (Service Charges)

The City conducts a User Fee Study every five years to recalculate fees to recover the cost of services, as required by Proposition 218. At that time, departments will also recommend inclusion of any new fees. The last study was conducted in 2016.

Status: The study is included in the 2021–2022 budget.

j. Fee Waivers

Status: Complete. A Special Event Fee Waiver Policy was implemented on October 10, 2019.

k. Create a Municipal Lease Policy

The Community Resources Department and the Parks, Recreation and Community Resources Advisory Commission's Municipal Lease Policy Subcommittee have been working on the creation of a Municipal Lease Policy, which focuses on 10 City facilities that are currently leased to seven (7) non-profit or Hermosa Beach-based organizations. Staff and the Subcommittee received input from both the Commission and City Council in 2019 to form the current draft of the policy. In January 2020, a Market Rate Study was completed to assist with establishing lease rates for all 10 facilities and several additional facilities that may be subject to a lease agreement in the future.

Status: Staff will re-engage the subcommittee to develop next steps and a timeline and to begin additional outreach with the lessees to present a final draft of the Municipal Lease Policy for City Council review and approval.

C. OTHER FUNDING SOURCES

1. Settlement Bond Refunding

Status: Complete. The 2015 Lease Revenue Bonds were refunded in October 2020 which saved almost \$1,000,000 over the life of the bonds. The principal and interest payments are made from the General Fund.

Year Ending November 1	Principal	Interest	Total Debt Service
2021	395,000	330,528	725,528
2022	415,000	310,200	725,200
2023	435,000	293,600	728,600
2024	450,000	276,200	726,200
2025	470,000	258,200	728,200
2026	490,000	239,400	729,400
2027	510,000	219,800	729,800
2028	535,000	199,400	734,400
2029	560,000	178,000	738,000
2030	580,000	155,600	735,600
2031	610,000	132,400	742,400
2032	635,000	108,000	743,000
2033	665,000	82,600	747,600
2034	685,000	56,000	741,000
2035	715,000	28,600	743,600
Total:	\$ 8,150,000	\$ 2,868,528	\$ 11,018,528

2. Formation of the Economic Development Committee

The Economic Development Committee's first meeting was held on June, 2020 is comprised of two Councilmembers and two Planning Commissioners. It has been established to provide leadership and to advise the City Council and Planning Commission to ensure the preservation and vitality of Hermosa Beach businesses for recovery and resilience after COVID-19 business disruption and to develop longer term Economic Development goals and programs

Status: The Economic Development Committee is near completion of an Economic Development Strategy to be considered for adoption by the City Council.

3. Business Improvement District (BID)

Business improvement districts (BIDs) are quasi-public entities formed by businesses in a defined area where businesses agree through a formal vote to assess themselves to fund services and projects within the district's boundaries that support and augment municipal services. BIDs typically fund services such as cleaning streets, providing security, making capital improvements, construction of pedestrian and streetscape enhancements, and marketing the area. The services provided by BIDs are supplemental to those already provided by the municipality. BIDs are established to provide services and are known to be key to promoting economic development within a designated district.

Status: To be determined by the business community. The City is only able to serve in a supportive role in initiating BID formation process. The City has been willing to support this effort by allocating funds for a consultant firm to provide educational/informational sessions for the business community and to jump start the process toward BID formation should the businesses wish to proceed.

Revenue Status Report

CITY OF HERMOSA BEACH
7/1/2021 through 11/30/2021

001 General Fund

<i>Account Number</i>	<i>Adjusted Estimate</i>	<i>Revenues</i>	<i>Year-to-date Revenues</i>	<i>Balance</i>	<i>Prct Rcvd</i>
3100 Taxes					
3101 Current Year Secured	16,525,157.00	0.00	0.00	16,525,157.00	0.00
3102 Current Year Unsecured	535,331.00	504,665.20	504,665.20	30,665.80	94.27
3103 Prior Year Collections	0.00	179,009.41	179,009.41	-179,009.41	0.00
3106 Supplemental Roll SB813	400,000.00	109,727.73	109,727.73	290,272.27	27.43
3107 Transfer Tax	346,860.00	412,528.37	412,528.37	-65,668.37	118.93
3108 Sales Tax	2,717,628.00	980,542.98	980,542.98	1,737,085.02	36.08
3109 1/2 Cent Sales Tx Ext	242,000.00	79,061.21	79,061.21	162,938.79	32.67
3110 Spectrum Cable TV Franchise	184,000.00	46,598.50	46,598.50	137,401.50	25.33
3111 Electric Franchise	81,421.00	0.00	0.00	81,421.00	0.00
3112 Gas Franchise	43,650.00	0.00	0.00	43,650.00	0.00
3113 Refuse Franchise	299,732.00	113,146.83	113,146.83	186,585.17	37.75
3114 Transient Occupancy Tax	1,928,358.00	1,700,574.30	1,700,574.30	227,783.70	88.19
3115 Business License	1,107,467.00	379,650.86	379,650.86	727,816.14	34.28
3120 Utility User Tax	2,093,903.00	856,198.56	856,198.56	1,237,704.44	40.89
3122 Property tax In-lieu of Veh Lic Fees	3,022,901.00	21,561.28	21,561.28	3,001,339.72	0.71
3123 Frontier Cable Franchise Fee	123,105.00	27,861.31	27,861.31	95,243.69	22.63
Total Taxes	29,651,513.00	5,411,126.54	5,411,126.54	24,240,386.46	18.25
3200 Licenses And Permits					
3202 Dog Licenses	29,862.00	21,712.50	21,712.50	8,149.50	72.71
3204 Building Permits	556,948.00	290,610.12	290,610.12	266,337.88	52.18
3205 Electric Permits	72,000.00	43,513.00	43,513.00	28,487.00	60.43

Revenue Status Report

CITY OF HERMOSA BEACH
7/1/2021 through 11/30/2021

001 General Fund

<u>Account Number</u>	<u>Adjusted Estimate</u>	<u>Revenues</u>	<u>Year-to-date Revenues</u>	<u>Balance</u>	<u>Prct Rcvd</u>
3206 Plumbing Permits	60,000.00	41,188.24	41,188.24	18,811.76	68.65
3207 Occupancy Permits	9,000.00	1,672.00	1,672.00	7,328.00	18.58
3208 Grease Trap Permits	2,380.00	1,259.00	1,259.00	1,121.00	52.90
3209 Garage Sales	84.00	70.00	70.00	14.00	83.33
3211 Banner Permits	56.00	799.57	799.57	-743.57	1427.80
3213 Animal Redemption Fee	162.00	54.00	54.00	108.00	33.33
3214 Amplified Sound Permit	0.00	3,487.00	3,487.00	-3,487.00	0.00
3215 Temporary Sign Permit	475.00	0.00	0.00	475.00	0.00
3217 Open Fire Permit	900.00	529.00	529.00	371.00	58.78
3219 Newsrack Permits	112.00	0.00	0.00	112.00	0.00
3226 Admin Permit - Limited Outdoor Seating	513.00	0.00	0.00	513.00	0.00
3227 Mechanical Permits	48,000.00	40,881.00	40,881.00	7,119.00	85.17
3228 Concealed Weapons Permit	100.00	0.00	0.00	100.00	0.00
3230 Temporary Minor Special Event Permit	2,595.00	519.00	519.00	2,076.00	20.00
3236 Drone Permit Fee	2,325.00	725.00	725.00	1,600.00	31.18
Total Licenses And Permits	785,512.00	447,019.43	447,019.43	338,492.57	56.91
3300 Fines & Forfeitures					
3301 Municipal Court Fines	39,351.00	19,275.08	19,275.08	20,075.92	48.98
3302 Court Fines /Parking	1,821,205.00	705,835.85	705,835.85	1,115,369.15	38.76
3305 Administrative Fines	32,000.00	3,700.00	3,700.00	28,300.00	11.56
3306 Nuisance Abatement- Restrooms	13,750.00	900.00	900.00	12,850.00	6.55
Total Fines & Forfeitures	1,906,306.00	729,710.93	729,710.93	1,176,595.07	38.28

Revenue Status Report

CITY OF HERMOSA BEACH
7/1/2021 through 11/30/2021

001 General Fund

<i>Account Number</i>	<i>Adjusted Estimate</i>	<i>Revenues</i>	<i>Year-to-date Revenues</i>	<i>Balance</i>	<i>Prct Rcvd</i>
3400 Use Of Money & Property					
3401 Interest Income	80,107.46	27,202.51	27,202.51	52,904.95	33.96
3404 Community Center Leases	25,401.16	1.00	1.00	25,400.16	0.00
3405 Community Center Rentals	194,700.00	87,201.50	87,201.50	107,498.50	44.79
3406 Community Center Theatre	100,000.00	13,733.00	13,733.00	86,267.00	13.73
3414 Fund Exchange	490,000.00	490,000.00	490,000.00	0.00	100.00
3418 Special Events	90,000.00	29,790.50	29,790.50	60,209.50	33.10
3422 Beach/Plaza Promotions	11,771.00	53,981.00	53,981.00	-42,210.00	458.59
3425 Ground Lease	56,401.00	23,500.20	23,500.20	32,900.80	41.67
3427 Cell Site License- Sprint	42,530.00	17,502.10	17,502.10	25,027.90	41.15
3428 Cell Site License - Verizon	35,775.00	14,758.50	14,758.50	21,016.50	41.25
3429 Inmate Phone Services	50.00	13.56	13.56	36.44	27.12
3431 Storage Facility Operating Lease	259,560.00	103,000.00	103,000.00	156,560.00	39.68
3432 Film Permits	83,500.00	16,800.00	16,800.00	66,700.00	20.12
3450 Investment Discount	92.00	451.38	451.38	-359.38	490.63
3475 Investment Premium	0.00	0.25	0.25	-0.25	0.00
Total Use Of Money & Property	1,469,887.62	877,935.50	877,935.50	591,952.12	59.73
3500 Intergovernmental/State					
3507 Highway Maintenance	2,300.00	0.00	0.00	2,300.00	0.00
3508 Mandated Costs	4,858.00	4,858.00	4,858.00	0.00	100.00
3509 Homeowner Property Tax Relief	81,196.00	0.00	0.00	81,196.00	0.00
3510 POST	30,631.00	5,167.44	5,167.44	25,463.56	16.87

Revenue Status Report

CITY OF HERMOSA BEACH
7/1/2021 through 11/30/2021

001 General Fund

<i>Account Number</i>	<i>Adjusted Estimate</i>	<i>Revenues</i>	<i>Year-to-date Revenues</i>	<i>Balance</i>	<i>Prct Rcvd</i>
3511 STC-Service Officer Training	7,500.00	1,170.00	1,170.00	6,330.00	15.60
3575 VLF Coll Excess of \$14m-Rev code 11001.5	15,707.00	0.00	0.00	15,707.00	0.00
Total Intergovernmental/State	142,192.00	11,195.44	11,195.44	130,996.56	7.87
3800 Current Service Charges					
3801 Residential Inspection	54,800.00	32,768.00	32,768.00	22,032.00	59.80
3802 Planning Sign Permit/Master Sign Program	4,970.00	6,639.55	6,639.55	-1,669.55	133.59
3804 General Plan Maintenance Fees	104,283.00	45,315.00	45,315.00	58,968.00	43.45
3805 Amendment to Planning Entitlement	26,802.00	0.00	0.00	26,802.00	0.00
3809 Tentative Map Review	19,516.00	9,758.00	9,758.00	9,758.00	50.00
3810 Final Map Review	2,924.00	1,462.00	1,462.00	1,462.00	50.00
3811 Zone Change	4,226.00	0.00	0.00	4,226.00	0.00
3812 Conditional Use Permit - Comm/Other	15,210.00	5,070.00	5,070.00	10,140.00	33.33
3813 Plan Check Fees	300,000.00	234,212.65	234,212.65	65,787.35	78.07
3815 Public Works Services	96,900.00	53,635.00	53,635.00	43,265.00	55.35
3816 Utility Trench Service Connect Permit	98,499.00	36,808.00	36,808.00	61,691.00	37.37
3817 Address Change Request Fee	4,035.00	2,259.00	2,259.00	1,776.00	55.99
3818 Police Services	3,000.00	551.00	551.00	2,449.00	18.37
3821 Daily Permit Lot A/Parking Structure	40,711.00	20,987.00	20,987.00	19,724.00	51.55
3823 Special Event Security/Police	0.00	10,521.84	10,521.84	-10,521.84	0.00
3824 500' Noticing	18,213.00	1,401.00	1,401.00	16,812.00	7.69
3825 Public Notice Posting	3,780.00	0.00	0.00	3,780.00	0.00
3827 Library Grounds Maintenance	10,065.00	0.00	0.00	10,065.00	0.00
3831 Non-Utility Street Excavation Permit	42,472.00	12,825.00	12,825.00	29,647.00	30.20

Revenue Status Report

CITY OF HERMOSA BEACH
7/1/2021 through 11/30/2021

001 General Fund

<u>Account Number</u>	<u>Adjusted Estimate</u>	<u>Revenues</u>	<u>Year-to-date Revenues</u>	<u>Balance</u>	<u>Prct Rcvd</u>
3834 Encroachment Permit	54,800.00	18,888.84	18,888.84	35,911.16	34.47
3836 Refund Transaction Fee	1,000.00	2,820.00	2,820.00	-1,820.00	282.00
3837 Returned Check Charge	200.00	50.00	50.00	150.00	25.00
3838 Sale Of Maps/Publications	0.00	10.00	10.00	-10.00	0.00
3839 Photocopy Charges	300.00	150.00	150.00	150.00	50.00
3840 Ambulance Transport	575,000.00	290,628.23	290,628.23	284,371.77	50.54
3841 Police Towing	84,750.00	37,098.00	37,098.00	47,652.00	43.77
3842 Parking Meters	1,615,464.00	891,316.94	891,316.94	724,147.06	55.17
3843 Parking Permits-Annual	392,067.00	21,220.00	21,220.00	370,847.00	5.41
3844 Daily Parking Permits	2,174.00	1,085.00	1,085.00	1,089.00	49.91
3845 Lot A Revenue	410,408.00	216,623.00	216,623.00	193,785.00	52.78
3846 No Pier Pkg Structure Revenue	514,551.00	258,767.50	258,767.50	255,783.50	50.29
3848 Driveway Permits	3,500.00	2,118.00	2,118.00	1,382.00	60.51
3849 Guest Permits	500.00	387.00	387.00	113.00	77.40
3850 Contractors Permits	40,000.00	14,416.00	14,416.00	25,584.00	36.04
3852 Recreation Program Transaction Fee	47,000.00	21,715.50	21,715.50	25,284.50	46.20
3855 Bus Passes	0.00	168.00	168.00	-168.00	0.00
3856 500' - 2nd Noticing	1,674.00	0.00	0.00	1,674.00	0.00
3857 Parking Plan Application	9,356.00	0.00	0.00	9,356.00	0.00
3858 Monthly Permit Lot A/Parking Structure	85,700.00	39,680.00	39,680.00	46,020.00	46.30
3862 Alarm Permit Fee	5,250.00	1,386.00	1,386.00	3,864.00	26.40
3865 Lot B Revenue	74,517.00	45,985.75	45,985.75	28,531.25	61.71
3867 Precise Development Plans	16,068.00	0.00	0.00	16,068.00	0.00
3868 Public Noticing/300 Ft Radius	3,368.00	4,210.00	4,210.00	-842.00	125.00

Revenue Status Report

CITY OF HERMOSA BEACH
7/1/2021 through 11/30/2021

001 General Fund

<i>Account Number</i>	<i>Adjusted Estimate</i>	<i>Revenues</i>	<i>Year-to-date Revenues</i>	<i>Balance</i>	<i>Prct Rcvd</i>
3877 Business License Registration	9,700.00	6,102.00	6,102.00	3,598.00	62.91
3879 Business License Renewal Fee	35,000.00	14,580.00	14,580.00	20,420.00	41.66
3881 Tobacco Retailer Renewal	4,296.00	0.00	0.00	4,296.00	0.00
3883 Final/Tentative Map Extension	2,056.00	2,056.00	2,056.00	0.00	100.00
3888 Slope/Grade Height Determination	8,844.00	0.00	0.00	8,844.00	0.00
3890 300 Ft Radius Noticing/Appeal to CC	251.00	0.00	0.00	251.00	0.00
3893 Contract Recreation Classes	448,000.00	223,781.80	223,781.80	224,218.20	49.95
3894 Other Recreation Programs	196,000.00	20,950.00	20,950.00	175,050.00	10.69
3895 Zoning Information Letters	402.00	0.00	0.00	402.00	0.00
3897 Admin Fee/TULIP Ins Certificate	1,300.00	425.60	425.60	874.40	32.74
3898 Height Limit Exception	0.00	4,104.00	4,104.00	-4,104.00	0.00
3899 Condo - CUP/PDP	21,060.00	21,060.00	21,060.00	0.00	100.00
Total Current Service Charges	5,514,962.00	2,635,996.20	2,635,996.20	2,878,965.80	47.80
3900 Other Revenue					
3903 Contributions Non Govt	0.00	44,563.58	44,563.58	-44,563.58	0.00
3904 General Miscellaneous	0.00	982.72	982.72	-982.72	0.00
3907 Pkg Str Utility Reimb From Beach House	5,600.00	0.00	0.00	5,600.00	0.00
3908 Hermosa Sr Ctr Donations/Memberships	6,000.00	1,491.25	1,491.25	4,508.75	24.85
3938 Solid Waste Contract Admin Fee	0.00	19,431.96	19,431.96	-19,431.96	0.00
3955 Operating Transfers In	2,729,260.00	1,137,190.00	1,137,190.00	1,592,070.00	41.67
3960 Frontier PEG Grant-formerly Verizon	6,911.00	0.00	0.00	6,911.00	0.00
3968 Spectrum PEG Grant-formerly TWC	0.00	9,319.70	9,319.70	-9,319.70	0.00
Total Other Revenue	2,747,771.00	1,212,979.21	1,212,979.21	1,534,791.79	44.14

Revenue Status Report

CITY OF HERMOSA BEACH
7/1/2021 through 11/30/2021

001 General Fund

<i>Account Number</i>	<i>Adjusted Estimate</i>	<i>Revenues</i>	<i>Year-to-date Revenues</i>	<i>Balance</i>	<i>Prct Rcvd</i>
6800 Current Service Charges Continued					
6801 Mural Review	968.00	484.00	484.00	484.00	50.00
6809 Categorical Exemption	4,095.00	1,170.00	1,170.00	2,925.00	28.57
6810 Deed Restriction/Covenant Review	13,585.00	4,290.00	4,290.00	9,295.00	31.58
6811 Landscape Plan Review	4,620.00	2,148.00	2,148.00	2,472.00	46.49
6813 Zoning Code Interpretation Review	1,350.00	405.00	405.00	945.00	30.00
6818 New/Modified Business Zoning Review	9,045.00	4,623.00	4,623.00	4,422.00	51.11
6821 Solar Plan Check/Inspection	2,107.00	3,010.00	3,010.00	-903.00	142.86
6822 Temporary Certificate of Occupancy	335.00	134.00	134.00	201.00	40.00
6825 Clean Bay Restaurant - NPDES Inspection	41,200.00	0.00	0.00	41,200.00	0.00
6828 Public Improvement Plan Check	51,000.00	27,993.00	27,993.00	23,007.00	54.89
6832 DUI Collision Response	1,039.00	0.00	0.00	1,039.00	0.00
6834 Citation Sign-off	250.00	250.00	250.00	0.00	100.00
6837 Deceased Animal Pickup	124.00	61.00	61.00	63.00	49.19
6839 Pet Home Quarantine Review	62.00	0.00	0.00	62.00	0.00
6840 Multiple Dog Review	464.00	116.00	116.00	348.00	25.00
6849 Traffic Plan Review	0.00	320.00	320.00	-320.00	0.00
6851 Bus. License State Mandated Fee (CAsp)	8,500.00	4,168.00	4,168.00	4,332.00	49.04
6852 Tobacco Retailer Renewal	0.00	3,888.00	3,888.00	-3,888.00	0.00
6860 Refuse Lien Fees/Athens	336.00	176.10	176.10	159.90	52.41
6861 Oversized Vehicle Permit	765.00	495.00	495.00	270.00	64.71
6867 Credit Card Processing Fee	76,700.00	32,003.00	32,003.00	44,697.00	41.72
6871 Sewer Service Charge Rebate	-9,700.00	-3,848.40	-3,848.40	-5,851.60	39.67

Revenue Status Report

CITY OF HERMOSA BEACH
7/1/2021 through 11/30/2021

001 General Fund

<u>Account Number</u>	<u>Adjusted Estimate</u>	<u>Revenues</u>	<u>Year-to-date Revenues</u>	<u>Balance</u>	<u>Prct Rcvd</u>
6873 Impound Fee- Bicycle, Scooters & Wheeled	0.00	141.00	141.00	-141.00	0.00
6875 Solid Waste Contract Reimbursement	300,000.00	0.00	0.00	300,000.00	0.00
6881 Public Tree Removal Permit	1,600.00	200.00	200.00	1,400.00	12.50
6883 Stort-term Vacation Rental Permit	13,337.00	8,780.00	8,780.00	4,557.00	65.83
6884 M-1 Limited Event Permit	520.00	0.00	0.00	520.00	0.00
6885 Temporary Outdoor Dining/Retail Permit	1,660.00	2,496.00	2,496.00	-836.00	150.36
6886 Minor Conditional Use Permit	2,207.00	0.00	0.00	2,207.00	0.00
6887 Minor Planning Sign Review	242.00	0.00	0.00	242.00	0.00
Total Current Service Charges Continued	526,411.00	93,502.70	93,502.70	432,908.30	17.76
Total General Fund	42,744,554.62	11,419,465.95	11,419,465.95	31,325,088.67	26.72

Revenue Status Report

CITY OF HERMOSA BEACH
7/1/2021 through 11/30/2021

105 Lightg/Landscapg Dist Fund

<i>Account Number</i>	<i>Adjusted Estimate</i>	<i>Revenues</i>	<i>Year-to-date Revenues</i>	<i>Balance</i>	<i>Prct Rcvd</i>
3100 Taxes					
3101 Current Year Secured	453,000.00	0.00	0.00	453,000.00	0.00
3103 Prior Year Collections	4,185.00	3,627.49	3,627.49	557.51	86.68
3105 Assessment Rebates	-2,900.00	-516.80	-516.80	-2,383.20	17.82
Total Taxes	454,285.00	3,110.69	3,110.69	451,174.31	0.68
3400 Use Of Money & Property					
3401 Interest Income	190.83	241.64	241.64	-50.81	126.63
3450 Investment Discount	0.00	4.01	4.01	-4.01	0.00
3475 Investment Premium	0.00	-0.04	-0.04	0.04	0.00
Total Use Of Money & Property	190.83	245.61	245.61	-54.78	128.71
3900 Other Revenue					
3955 Operating Transfers In	229,790.00	95,745.00	95,745.00	134,045.00	41.67
Total Other Revenue	229,790.00	95,745.00	95,745.00	134,045.00	41.67
Total Lightg/Landscapg Dist Fund	684,265.83	99,101.30	99,101.30	585,164.53	14.48

Revenue Status Report

CITY OF HERMOSA BEACH
7/1/2021 through 11/30/2021

115 State Gas Tax Fund

<i>Account Number</i>	<i>Adjusted Estimate</i>	<i>Revenues</i>	<i>Year-to-date Revenues</i>	<i>Balance</i>	<i>Prct Rcvd</i>
3400 Use Of Money & Property					
3401 Interest Income	4,584.31	1,931.04	1,931.04	2,653.27	42.12
3450 Investment Discount	5.00	28.46	28.46	-23.46	569.20
3475 Investment Premium	0.00	-0.12	-0.12	0.12	0.00
Total Use Of Money & Property	4,589.31	1,959.38	1,959.38	2,629.93	42.69
3500 Intergovernmental/State					
3501 Section 2106 Allocation	68,294.00	30,102.37	30,102.37	38,191.63	44.08
3502 Section 2107 Allocation	145,384.00	49,190.68	49,190.68	96,193.32	33.84
3503 Section 2107.5 Allocation	4,000.00	4,000.00	4,000.00	0.00	100.00
3512 Section 2105 (Prop 111)	114,244.00	48,392.75	48,392.75	65,851.25	42.36
3513 Sec 2103 Higher Mtr Veh Excise Tax(HUTA)	175,327.00	78,178.28	78,178.28	97,148.72	44.59
3567 Road Maintenance Rehab Account	387,903.00	102,084.90	102,084.90	285,818.10	26.32
Total Intergovernmental/State	895,152.00	311,948.98	311,948.98	583,203.02	34.85
Total State Gas Tax Fund	899,741.31	313,908.36	313,908.36	585,832.95	34.89

Revenue Status Report

CITY OF HERMOSA BEACH
7/1/2021 through 11/30/2021

117 AB939 Fund

<u>Account Number</u>	<u>Adjusted Estimate</u>	<u>Revenues</u>	<u>Year-to-date Revenues</u>	<u>Balance</u>	<u>Prct Rcvd</u>
3400 Use Of Money & Property					
3401 Interest Income	1,197.38	475.60	475.60	721.78	39.72
3450 Investment Discount	1.00	6.72	6.72	-5.72	672.00
3475 Investment Premium	0.00	0.01	0.01	-0.01	0.00
Total Use Of Money & Property	1,198.38	482.33	482.33	716.05	40.25
3800 Current Service Charges					
3860 AB939 Surcharge	63,060.00	22,346.47	22,346.47	40,713.53	35.44
Total Current Service Charges	63,060.00	22,346.47	22,346.47	40,713.53	35.44
3900 Other Revenue					
Total Other Revenue	0.00	0.00	0.00	0.00	0.00
6800 Current Service Charges Continued					
Total Current Service Charges Continued	0.00	0.00	0.00	0.00	0.00
Total AB939 Fund	64,258.38	22,828.80	22,828.80	41,429.58	35.53

Revenue Status Report

CITY OF HERMOSA BEACH
7/1/2021 through 11/30/2021

121 Prop A Open Space Fund

<u>Account Number</u>	<u>Adjusted Estimate</u>	<u>Revenues</u>	<u>Year-to-date Revenues</u>	<u>Balance</u>	<u>Prct Rcvd</u>
3600 Intergovernmental/County					
Total Prop A Open Space Fund	0.00	0.00	0.00	0.00	0.00

revstat.rpt
01/05/2022 10:16AM
Periods: 0 through 5

Revenue Status Report

Page: 13

CITY OF HERMOSA BEACH
7/1/2021 through 11/30/2021

122 Tyco Fund

<u>Account Number</u>	<u>Adjusted Estimate</u>	<u>Revenues</u>	<u>Year-to-date Revenues</u>	<u>Balance</u>	<u>Prct Rcvd</u>
3400 Use Of Money & Property					
3401 Interest Income	13,250.38	4,704.51	4,704.51	8,545.87	35.50
3426 Easement Agreement	337,932.00	168,966.00	168,966.00	168,966.00	50.00
3450 Investment Discount	15.00	67.14	67.14	-52.14	447.60
3475 Investment Premium	0.00	0.11	0.11	-0.11	0.00
Total Tyco Fund	351,197.38	173,737.76	173,737.76	177,459.62	49.47

Revenue Status Report
CITY OF HERMOSA BEACH
7/1/2021 through 11/30/2021

125 Park/Rec Facility Tax Fund

<u>Account Number</u>	<u>Adjusted Estimate</u>	<u>Revenues</u>	<u>Year-to-date Revenues</u>	<u>Balance</u>	<u>Prct Rcvd</u>
3100 Taxes					
Total Taxes	0.00	0.00	0.00	0.00	0.00
3400 Use Of Money & Property					
3401 Interest Income	3,477.44	1,188.00	1,188.00	2,289.44	34.16
3450 Investment Discount	4.00	16.85	16.85	-12.85	421.25
3475 Investment Premium	0.00	0.02	0.02	-0.02	0.00
Total Use Of Money & Property	3,481.44	1,204.87	1,204.87	2,276.57	34.61
3900 Other Revenue					
3910 Park/Recreation In Lieu Fee	78,616.00	32,678.00	32,678.00	45,938.00	41.57
Total Other Revenue	78,616.00	32,678.00	32,678.00	45,938.00	41.57
Total Park/Rec Facility Tax Fund	82,097.44	33,882.87	33,882.87	48,214.57	41.27

Revenue Status Report

CITY OF HERMOSA BEACH
7/1/2021 through 11/30/2021

135 Bayview Dr Dist Admin Exp Fund

<u>Account Number</u>	<u>Adjusted Estimate</u>	<u>Revenues</u>	<u>Year-to-date Revenues</u>	<u>Balance</u>	<u>Prct Rcvd</u>
3400 Use Of Money & Property					
3401 Interest Income	45.00	9.37	9.37	35.63	20.82
3450 Investment Discount	0.00	0.12	0.12	-0.12	0.00
Total Use Of Money & Property	45.00	9.49	9.49	35.51	21.09
3900 Other Revenue					
3925 Spec Assessment Admin Fees	4,950.00	0.00	0.00	4,950.00	0.00
Total Other Revenue	4,950.00	0.00	0.00	4,950.00	0.00
Total Bayview Dr Dist Admin Exp Fund	4,995.00	9.49	9.49	4,985.51	0.19

Revenue Status Report

CITY OF HERMOSA BEACH
7/1/2021 through 11/30/2021

138 Loma Dist Admin Exp Fund

<u>Account Number</u>	<u>Adjusted Estimate</u>	<u>Revenues</u>	<u>Year-to-date Revenues</u>	<u>Balance</u>	<u>Prct Rcvd</u>
3400 Use Of Money & Property					
3401 Interest Income	1.98	0.08	0.08	1.90	4.04
Total Use Of Money & Property	1.98	0.08	0.08	1.90	4.04
3900 Other Revenue					
Total Other Revenue	0.00	0.00	0.00	0.00	0.00
Total Loma Dist Admin Exp Fund	1.98	0.08	0.08	1.90	4.04

Revenue Status Report

CITY OF HERMOSA BEACH
7/1/2021 through 11/30/2021

139 Beach Dr Assmnt Dist Admin Exp Fund

<u>Account Number</u>	<u>Adjusted Estimate</u>	<u>Revenues</u>	<u>Year-to-date Revenues</u>	<u>Balance</u>	<u>Prct Rcvd</u>
3400 Use Of Money & Property					
3401 Interest Income	37.75	7.41	7.41	30.34	19.63
3450 Investment Discount	0.00	0.09	0.09	-0.09	0.00
Total Use Of Money & Property	37.75	7.50	7.50	30.25	19.87
3900 Other Revenue					
3925 Special Assessment Admin Fees	3,850.00	0.00	0.00	3,850.00	0.00
Total Other Revenue	3,850.00	0.00	0.00	3,850.00	0.00
Total Beach Dr Assmnt Dist Admin Exp Fund	3,887.75	7.50	7.50	3,880.25	0.19

Revenue Status Report

CITY OF HERMOSA BEACH
7/1/2021 through 11/30/2021

140 Community Dev Block Grant

<u>Account Number</u>	<u>Adjusted Estimate</u>	<u>Revenues</u>	<u>Year-to-date Revenues</u>	<u>Balance</u>	<u>Prct Rcvd</u>
3700 Intergovernmental/Federal					
Total Community Dev Block Grant	0.00	0.00	0.00	0.00	0.00

Revenue Status Report

CITY OF HERMOSA BEACH
7/1/2021 through 11/30/2021

145 Proposition A Fund

<i>Account Number</i>	<i>Adjusted Estimate</i>	<i>Revenues</i>	<i>Year-to-date Revenues</i>	<i>Balance</i>	<i>Prct Rcvd</i>
3100 Taxes					
3117 Proposition A Transit	396,095.00	202,993.12	202,993.12	193,101.88	51.25
Total Taxes	396,095.00	202,993.12	202,993.12	193,101.88	51.25
3400 Use Of Money & Property					
3401 Interest Income	4,758.00	644.25	644.25	4,113.75	13.54
3450 Investment Discount	5.00	11.01	11.01	-6.01	220.20
3475 Investment Premium	0.00	0.05	0.05	-0.05	0.00
Total Use Of Money & Property	4,763.00	655.31	655.31	4,107.69	13.76
3800 Current Service Charges					
3853 Dial-A-Taxi Program	1,110.00	7.00	7.00	1,103.00	0.63
Total Current Service Charges	1,110.00	7.00	7.00	1,103.00	0.63
Total Proposition A Fund	401,968.00	203,655.43	203,655.43	198,312.57	50.66

Revenue Status Report

CITY OF HERMOSA BEACH
7/1/2021 through 11/30/2021

146 Proposition C Fund

<u>Account Number</u>	<u>Adjusted Estimate</u>	<u>Revenues</u>	<u>Year-to-date Revenues</u>	<u>Balance</u>	<u>Prct Rcvd</u>
3100 Taxes					
3118 Proposition C Local Return	328,550.00	168,380.23	168,380.23	160,169.77	51.25
Total Taxes	328,550.00	168,380.23	168,380.23	160,169.77	51.25
3400 Use Of Money & Property					
3401 Interest Income	10,517.15	3,879.10	3,879.10	6,638.05	36.88
3450 Investment Discount	12.00	54.96	54.96	-42.96	458.00
3475 Investment Premium	0.00	0.09	0.09	-0.09	0.00
Total Use Of Money & Property	10,529.15	3,934.15	3,934.15	6,595.00	37.36
Total Proposition C Fund	339,079.15	172,314.38	172,314.38	166,764.77	50.82

Revenue Status Report

CITY OF HERMOSA BEACH
7/1/2021 through 11/30/2021

147 Measure R Fund

<i>Account Number</i>	<i>Adjusted Estimate</i>	<i>Revenues</i>	<i>Year-to-date Revenues</i>	<i>Balance</i>	<i>Prct Rcvd</i>
3100 Taxes					
3119 Measure R Local Return Funds	246,413.00	126,298.39	126,298.39	120,114.61	51.25
Total Taxes	246,413.00	126,298.39	126,298.39	120,114.61	51.25
3400 Use Of Money & Property					
3401 Interest Income	3,422.13	1,656.35	1,656.35	1,765.78	48.40
3450 Investment Discount	4.00	22.42	22.42	-18.42	560.50
3475 Investment Premium	0.00	0.05	0.05	-0.05	0.00
Total Use Of Money & Property	3,426.13	1,678.82	1,678.82	1,747.31	49.00
3900 Other Revenue					
Total Other Revenue	0.00	0.00	0.00	0.00	0.00
Total Measure R Fund	249,839.13	127,977.21	127,977.21	121,861.92	51.22

Revenue Status Report

CITY OF HERMOSA BEACH
7/1/2021 through 11/30/2021

148 Measure M

<u>Account Number</u>	<u>Adjusted Estimate</u>	<u>Revenues</u>	<u>Year-to-date Revenues</u>	<u>Balance</u>	<u>Prct Rcvd</u>
3100 Taxes					
3131 Measure M Local Return Funds	279,268.00	142,798.22	142,798.22	136,469.78	51.13
Total Taxes	279,268.00	142,798.22	142,798.22	136,469.78	51.13
3400 Use Of Money & Property					
3401 Interest Income	1,544.05	1,194.30	1,194.30	349.75	77.35
3450 Investment Discount	2.00	16.51	16.51	-14.51	825.50
Total Use Of Money & Property	1,546.05	1,210.81	1,210.81	335.24	78.32
Total Measure M	280,814.05	144,009.03	144,009.03	136,805.02	51.28

Revenue Status Report

CITY OF HERMOSA BEACH
7/1/2021 through 11/30/2021

149 Measure W Fund

<u>Account Number</u>	<u>Adjusted Estimate</u>	<u>Revenues</u>	<u>Year-to-date Revenues</u>	<u>Balance</u>	<u>Prct Rcvd</u>
3100 Taxes					
3132 Measure W Local Returns	157,164.00	0.00	0.00	157,164.00	0.00
Total Taxes	157,164.00	0.00	0.00	157,164.00	0.00
3400 Use Of Money & Property					
3401 Interest Income	29.10	50.05	50.05	-20.95	171.99
3450 Investment Discount	0.00	0.78	0.78	-0.78	0.00
Total Use Of Money & Property	29.10	50.83	50.83	-21.73	174.67
Total Measure W Fund	157,193.10	50.83	50.83	157,142.27	0.03

Revenue Status Report
CITY OF HERMOSA BEACH
7/1/2021 through 11/30/2021

150 Grants Fund

<u>Account Number</u>	<u>Adjusted Estimate</u>	<u>Revenues</u>	<u>Year-to-date Revenues</u>	<u>Balance</u>	<u>Prct Rcvd</u>
3500 Intergovernmental/State					
3558 Beverage Recycling Grant	5,300.00	0.00	0.00	5,300.00	0.00
3562 State Homeland Security Grant Program	51,787.62	0.00	0.00	51,787.62	0.00
3590 SB 2 Zoning Ord Update Grant	250,516.00	0.00	0.00	250,516.00	0.00
3591 Local Early Action Planning	16,370.00	0.00	0.00	16,370.00	0.00
Total Intergovernmental/State	323,973.62	0.00	0.00	323,973.62	0.00
3700 Intergovernmental/Federal					
3736 Bulletproof Vest Partnership	2,108.00	0.00	0.00	2,108.00	0.00
3757 *** Title Not Found ***	3,525.00	0.00	0.00	3,525.00	0.00
3758 *** Title Not Found ***	187,500.00	0.00	0.00	187,500.00	0.00
3759 *** Title Not Found ***	87,338.00	0.00	0.00	87,338.00	0.00
Total Intergovernmental/Federal	280,471.00	0.00	0.00	280,471.00	0.00
3900 Other Revenue					
3968 West Basin Grant- Water Filling Stations	0.00	2,000.00	2,000.00	-2,000.00	0.00
3986 Caltrans Adaptation Planning Grant	0.00	64,007.80	64,007.80	-64,007.80	0.00
Total Other Revenue	0.00	66,007.80	66,007.80	-66,007.80	0.00
Total Grants Fund	604,444.62	66,007.80	66,007.80	538,436.82	10.92

Revenue Status Report

CITY OF HERMOSA BEACH
7/1/2021 through 11/30/2021

152 Air Quality Mgmt Dist Fund

<u>Account Number</u>	<u>Adjusted Estimate</u>	<u>Revenues</u>	<u>Year-to-date Revenues</u>	<u>Balance</u>	<u>Prct Rcvd</u>
3400 Use Of Money & Property					
3401 Interest Income	537.90	180.60	180.60	357.30	33.58
3450 Investment Discount	0.00	2.59	2.59	-2.59	0.00
Total Use Of Money & Property	537.90	183.19	183.19	354.71	34.06
3500 Intergovernmental/State					
3538 AQMD Emission Control AB2766	25,000.00	0.00	0.00	25,000.00	0.00
Total Intergovernmental/State	25,000.00	0.00	0.00	25,000.00	0.00
Total Air Quality Mgmt Dist Fund	25,537.90	183.19	183.19	25,354.71	0.72

revstat.rpt
01/05/2022 10:16AM
Periods: 0 through 5

Revenue Status Report

Page: 26

CITY OF HERMOSA BEACH
7/1/2021 through 11/30/2021

153 Supp Law Enf Serv Fund (SLESF)

<u>Account Number</u>	<u>Adjusted Estimate</u>	<u>Revenues</u>	<u>Year-to-date Revenues</u>	<u>Balance</u>	<u>Prct Rcvd</u>
3100 Taxes					
3135 C.O.P.S. Allocation	100,000.00	74,262.08	74,262.08	25,737.92	74.26
Total Taxes	100,000.00	74,262.08	74,262.08	25,737.92	74.26
3400 Use Of Money & Property					
3401 Interest Income	3,325.23	920.98	920.98	2,404.25	27.70
3450 Investment Discount	4.00	13.05	13.05	-9.05	326.25
3475 Investment Premium	0.00	0.05	0.05	-0.05	0.00
Total Use Of Money & Property	3,329.23	934.08	934.08	2,395.15	28.06
Total Supp Law Enf Serv Fund (SLESF)	103,329.23	75,196.16	75,196.16	28,133.07	72.77

revstat.rpt
01/05/2022 10:16AM
Periods: 0 through 5

Revenue Status Report

Page: 27

CITY OF HERMOSA BEACH
7/1/2021 through 11/30/2021

157 FEMA/Cal OES

<u>Account Number</u>	<u>Adjusted Estimate</u>	<u>Revenues</u>	<u>Year-to-date Revenues</u>	<u>Balance</u>	<u>Prct Rcvd</u>
3500 Intergovernmental/State					
Total Intergovernmental/State	0.00	0.00	0.00	0.00	0.00
3700 Intergovernmental/Federal					
Total Intergovernmental/Federal	0.00	0.00	0.00	0.00	0.00
3900 Other Revenue					
Total FEMA/Cal OES	0.00	0.00	0.00	0.00	0.00

Page: 27

revstat.rpt
01/05/2022 10:16AM
Periods: 0 through 5

Revenue Status Report

Page: 28

CITY OF HERMOSA BEACH
7/1/2021 through 11/30/2021

158 CARES Act

<u>Account Number</u>	<u>Adjusted Estimate</u>	<u>Revenues</u>	<u>Year-to-date Revenues</u>	<u>Balance</u>	<u>Prct Rcvd</u>
3500 Intergovernmental/State					
Total Intergovernmental/State	0.00	0.00	0.00	0.00	0.00
3700 Intergovernmental/Federal					
Total Intergovernmental/Federal	0.00	0.00	0.00	0.00	0.00
3900 Other Revenue					
Total CARES Act	0.00	0.00	0.00	0.00	0.00

Page: 28

Revenue Status Report

CITY OF HERMOSA BEACH
7/1/2021 through 11/30/2021

159 American Rescue Plan Act (ARPA)

<u>Account Number</u>	<u>Adjusted Estimate</u>	<u>Revenues</u>	<u>Year-to-date Revenues</u>	<u>Balance</u>	<u>Prct Rcvd</u>
3700 Intergovernmental/Federal					
3761 American Rescue Plan Act Allocation	0.00	2,310,877.00	2,310,877.00	-2,310,877.00	0.00
Total American Rescue Plan Act (ARPA)	0.00	2,310,877.00	2,310,877.00	-2,310,877.00	0.00

Revenue Status Report

CITY OF HERMOSA BEACH
7/1/2021 through 11/30/2021

160 Sewer Fund

<i>Account Number</i>	<i>Adjusted Estimate</i>	<i>Revenues</i>	<i>Year-to-date Revenues</i>	<i>Balance</i>	<i>Prct Rcvd</i>
3400 Use Of Money & Property					
3401 Interest Income	46,767.50	7,307.43	7,307.43	39,460.07	15.63
3450 Investment Discount	54.00	105.76	105.76	-51.76	195.85
3475 Investment Premium	0.00	0.10	0.10	-0.10	0.00
Total Use Of Money & Property	46,821.50	7,413.29	7,413.29	39,408.21	15.83
3500 Intergovernmental/State					
3550 CA Waste Oil Recycling Grant	5,475.00	0.00	0.00	5,475.00	0.00
Total Intergovernmental/State	5,475.00	0.00	0.00	5,475.00	0.00
3600 Intergovernmental/County					
3602 Beach Outlet Maintenance	8,000.00	0.00	0.00	8,000.00	0.00
Total Intergovernmental/County	8,000.00	0.00	0.00	8,000.00	0.00
3800 Current Service Charges					
3828 Sewer Connection Fee	24,000.00	3,612.41	3,612.41	20,387.59	15.05
3829 Sewer Demolition Fee	2,302.00	945.00	945.00	1,357.00	41.05
3832 Sewer Lateral Installation	15,413.00	8,372.00	8,372.00	7,041.00	54.32
Total Current Service Charges	41,715.00	12,929.41	12,929.41	28,785.59	30.99
3900 Other Revenue					
Total Other Revenue	0.00	0.00	0.00	0.00	0.00
6800 Current Service Charges Continued					

Revenue Status Report

CITY OF HERMOSA BEACH
7/1/2021 through 11/30/2021

160 Sewer Fund

<u>Account Number</u>	<u>Adjusted Estimate</u>	<u>Revenues</u>	<u>Year-to-date Revenues</u>	<u>Balance</u>	<u>Prct Rcvd</u>
6861 Sewer Service Charge	1,078,142.00	8,463.59	8,463.59	1,069,678.41	0.79
Total Current Service Charges Continued	1,078,142.00	8,463.59	8,463.59	1,069,678.41	0.79
Total Sewer Fund	1,180,153.50	28,806.29	28,806.29	1,151,347.21	2.44

Revenue Status Report

CITY OF HERMOSA BEACH
7/1/2021 through 11/30/2021

161 Storm Drains Fund

<i>Account Number</i>	<i>Adjusted Estimate</i>	<i>Revenues</i>	<i>Year-to-date Revenues</i>	<i>Balance</i>	<i>Prct Rcvd</i>
3400 Use Of Money & Property					
3401 Interest Income	17,135.75	7,065.78	7,065.78	10,069.97	41.23
3450 Investment Discount	20.00	0.00	0.00	20.00	0.00
Total Use Of Money & Property	17,155.75	7,065.78	7,065.78	10,089.97	41.19
3900 Other Revenue					
3955 Operating Transfers In	700,000.00	291,685.00	291,685.00	408,315.00	41.67
Total Other Revenue	700,000.00	291,685.00	291,685.00	408,315.00	41.67
Total Storm Drains Fund	717,155.75	298,750.78	298,750.78	418,404.97	41.66

Revenue Status Report

CITY OF HERMOSA BEACH
7/1/2021 through 11/30/2021

170 Asset Seizure/Forft Fund

<i>Account Number</i>	<i>Adjusted Estimate</i>	<i>Revenues</i>	<i>Year-to-date Revenues</i>	<i>Balance</i>	<i>Prct Rcvd</i>
3300 Fines & Forfeitures					
Total Fines & Forfeitures	0.00	0.00	0.00	0.00	0.00
3400 Use Of Money & Property					
3401 Interest Income	5,867.72	1,599.27	1,599.27	4,268.45	27.26
3450 Investment Discount	7.00	23.02	23.02	-16.02	328.86
3475 Investment Premium	0.00	0.02	0.02	-0.02	0.00
Total Use Of Money & Property	5,874.72	1,622.31	1,622.31	4,252.41	27.62
3900 Other Revenue					
Total Other Revenue	0.00	0.00	0.00	0.00	0.00
Total Asset Seizure/Forft Fund	5,874.72	1,622.31	1,622.31	4,252.41	27.62

Revenue Status Report

CITY OF HERMOSA BEACH
7/1/2021 through 11/30/2021

180 Fire Protection Fund

<u>Account Number</u>	<u>Adjusted Estimate</u>	<u>Revenues</u>	<u>Year-to-date Revenues</u>	<u>Balance</u>	<u>Prct Rcvd</u>
3400 Use Of Money & Property					
3401 Interest Income	0.00	45.16	45.16	-45.16	0.00
3450 Investment Discount	0.00	0.73	0.73	-0.73	0.00
Total Use Of Money & Property	0.00	45.89	45.89	-45.89	0.00
3900 Other Revenue					
3912 Fire Flow Fee	34,814.00	3,914.16	3,914.16	30,899.84	11.24
Total Other Revenue	34,814.00	3,914.16	3,914.16	30,899.84	11.24
Total Fire Protection Fund	34,814.00	3,960.05	3,960.05	30,853.95	11.37

Revenue Status Report

CITY OF HERMOSA BEACH
7/1/2021 through 11/30/2021

190 RTI Undersea Cable

<u>Account Number</u>	<u>Adjusted Estimate</u>	<u>Revenues</u>	<u>Year-to-date Revenues</u>	<u>Balance</u>	<u>Prct Rcvd</u>
3400 Use Of Money & Property					
3401 Interest Income	5,630.00	2,087.12	2,087.12	3,542.88	37.07
3426 Easement Agreement-Longfellow	90,000.00	45,000.00	45,000.00	45,000.00	50.00
3427 Easement Cable 2-Longfellow	72,000.00	25,200.00	25,200.00	46,800.00	35.00
3428 Easement Cable 3-25th St	253,000.00	0.00	0.00	253,000.00	0.00
3450 Investment Discount	6.00	30.34	30.34	-24.34	505.67
Total RTI Undersea Cable	420,636.00	72,317.46	72,317.46	348,318.54	17.19

Revenue Status Report

CITY OF HERMOSA BEACH
7/1/2021 through 11/30/2021

191 RTI Tidelands

<u>Account Number</u>	<u>Adjusted Estimate</u>	<u>Revenues</u>	<u>Year-to-date Revenues</u>	<u>Balance</u>	<u>Prct Rcvd</u>
3400 Use Of Money & Property					
3401 Interest Income	3,132.22	1,135.74	1,135.74	1,996.48	36.26
3426 Easement Agreement	184,000.00	0.00	0.00	184,000.00	0.00
3450 Investment Discount	4.00	16.12	16.12	-12.12	403.00
Total RTI Tidelands	187,136.22	1,151.86	1,151.86	185,984.36	0.62

revstat.rpt
01/05/2022 10:16AM
Periods: 0 through 5

Revenue Status Report

Page: 37

CITY OF HERMOSA BEACH
7/1/2021 through 11/30/2021

201 2015 Lease Revenue Bonds

<u>Account Number</u>	<u>Adjusted Estimate</u>	<u>Revenues</u>	<u>Year-to-date Revenues</u>	<u>Balance</u>	<u>Prct Rcvd</u>
3900 Other Revenue					
3955 Operating Transfers In	661,345.00	0.00	0.00	661,345.00	0.00
Total 2015 Lease Revenue Bonds	661,345.00	0.00	0.00	661,345.00	0.00

Revenue Status Report

CITY OF HERMOSA BEACH
7/1/2021 through 11/30/2021

301 Capital Improvement Fund

<i>Account Number</i>	<i>Adjusted Estimate</i>	<i>Revenues</i>	<i>Year-to-date Revenues</i>	<i>Balance</i>	<i>Prct Rcvd</i>
3400 Use Of Money & Property					
3401 Interest Income	92,123.52	21,875.32	21,875.32	70,248.20	23.75
3450 Investment Discount	106.00	312.68	312.68	-206.68	294.98
3475 Investment Premium	0.00	0.49	0.49	-0.49	0.00
Total Use Of Money & Property	92,229.52	22,188.49	22,188.49	70,041.03	24.06
3900 Other Revenue					
3913 In-Lieu Fee/Street Pavement	0.00	2,544.47	2,544.47	-2,544.47	0.00
3955 Operating Transfers In	1,772,773.00	738,655.00	738,655.00	1,034,118.00	41.67
Total Other Revenue	1,772,773.00	741,199.47	741,199.47	1,031,573.53	41.81
Total Capital Improvement Fund	1,865,002.52	763,387.96	763,387.96	1,101,614.56	40.93

Revenue Status Report

CITY OF HERMOSA BEACH
7/1/2021 through 11/30/2021

313 Greenwich Village N Utility Undergrnd Im

<u>Account Number</u>	<u>Adjusted Estimate</u>	<u>Revenues</u>	<u>Year-to-date Revenues</u>	<u>Balance</u>	<u>Prct Rcvd</u>
3900 Other Revenue					
Total Greenwich Village N Utility Undergrnd Im	0.00	0.00	0.00	0.00	0.00

Revenue Status Report

CITY OF HERMOSA BEACH
7/1/2021 through 11/30/2021

609 Bayview Dr Redemption Fund 2004-2

<u>Account Number</u>	<u>Adjusted Estimate</u>	<u>Revenues</u>	<u>Year-to-date Revenues</u>	<u>Balance</u>	<u>Prct Rcvd</u>
3400 Use Of Money & Property					
3401 Interest Income	945.90	180.94	180.94	764.96	19.13
3450 Investment Discount	2.00	0.00	0.00	2.00	0.00
Total Bayview Dr Redemption Fund 2004-2	947.90	180.94	180.94	766.96	19.09

Revenue Status Report

CITY OF HERMOSA BEACH
7/1/2021 through 11/30/2021

610 Lwr Pier Dist Redemption Fund

<u>Account Number</u>	<u>Adjusted Estimate</u>	<u>Revenues</u>	<u>Year-to-date Revenues</u>	<u>Balance</u>	<u>Prct Rcvd</u>
3400 Use Of Money & Property					
3401 Interest Income	29.81	7.97	7.97	21.84	26.74
3450 Investment Discount	0.00	0.08	0.08	-0.08	0.00
Total Lwr Pier Dist Redemption Fund	29.81	8.05	8.05	21.76	27.00

revstat.rpt
01/05/2022 10:16AM
Periods: 0 through 5

Revenue Status Report

Page: 42

CITY OF HERMOSA BEACH
7/1/2021 through 11/30/2021

611 Beach Dr Assessment Dist Redemption Fund

<u>Account Number</u>	<u>Adjusted Estimate</u>	<u>Revenues</u>	<u>Year-to-date Revenues</u>	<u>Balance</u>	<u>Prct Rcvd</u>
3400 Use Of Money & Property					
3401 Interest Income	519.36	72.34	72.34	447.02	13.93
Total Beach Dr Assessment Dist Redemption Fund	519.36	72.34	72.34	447.02	13.93

Revenue Status Report

CITY OF HERMOSA BEACH
7/1/2021 through 11/30/2021

612 Beach Dr Assessment Dist Reserve Fund

<u>Account Number</u>	<u>Adjusted Estimate</u>	<u>Revenues</u>	<u>Year-to-date Revenues</u>	<u>Balance</u>	<u>Prct Rcvd</u>
3400 Use Of Money & Property					
3401 Interest Income	43.79	11.69	11.69	32.10	26.70
3450 Investment Discount	0.00	0.14	0.14	-0.14	0.00
Total Beach Dr Assessment Dist Reserve Fund	43.79	11.83	11.83	31.96	27.02

revstat.rpt
01/05/2022 10:16AM
Periods: 0 through 5

Revenue Status Report

Page: 44

CITY OF HERMOSA BEACH
7/1/2021 through 11/30/2021

617 Myrtle Ave Assessment Fund

<u>Account Number</u>	<u>Adjusted Estimate</u>	<u>Revenues</u>	<u>Year-to-date Revenues</u>	<u>Balance</u>	<u>Prct Rcvd</u>
3400 Use Of Money & Property					
3401 Interest Income	0.00	167.05	167.05	-167.05	0.00
Total Myrtle Ave Assessment Fund	0.00	167.05	167.05	-167.05	0.00

Revenue Status Report

CITY OF HERMOSA BEACH
7/1/2021 through 11/30/2021

618 Loma Drive Assessment Fund

<u>Account Number</u>	<u>Adjusted Estimate</u>	<u>Revenues</u>	<u>Year-to-date Revenues</u>	<u>Balance</u>	<u>Prct Rcvd</u>
3400 Use Of Money & Property					
Total Loma Drive Assessment Fund	0.00	0.00	0.00	0.00	0.00

revstat.rpt
01/05/2022 10:16AM
Periods: 0 through 5

Revenue Status Report

Page: 46

CITY OF HERMOSA BEACH
7/1/2021 through 11/30/2021

619 Bayview Dr Reserve Fund 2004-2

<u>Account Number</u>	<u>Adjusted Estimate</u>	<u>Revenues</u>	<u>Year-to-date Revenues</u>	<u>Balance</u>	<u>Prct Rcvd</u>
3400 Use Of Money & Property					
3401 Interest Income	143.78	38.34	38.34	105.44	26.67
Total Bayview Dr Reserve Fund 2004-2	143.78	38.34	38.34	105.44	26.67

Revenue Status Report

CITY OF HERMOSA BEACH
7/1/2021 through 11/30/2021

705 Insurance Fund

<u>Account Number</u>	<u>Adjusted Estimate</u>	<u>Revenues</u>	<u>Year-to-date Revenues</u>	<u>Balance</u>	<u>Prct Rcvd</u>
3800 Current Service Charges					
3880 Insurance Service Charges	2,911,245.00	1,218,460.00	1,218,460.00	1,692,785.00	41.85
Total Current Service Charges	2,911,245.00	1,218,460.00	1,218,460.00	1,692,785.00	41.85
3900 Other Revenue					
Total Other Revenue	0.00	0.00	0.00	0.00	0.00
Total Insurance Fund	2,911,245.00	1,218,460.00	1,218,460.00	1,692,785.00	41.85

Revenue Status Report

CITY OF HERMOSA BEACH
7/1/2021 through 11/30/2021

715 Equipment Replacement Fund

<i>Account Number</i>	<i>Adjusted Estimate</i>	<i>Revenues</i>	<i>Year-to-date Revenues</i>	<i>Balance</i>	<i>Prct Rcvd</i>
3800 Current Service Charges					
3822 Building Maintenance Service Charges	101,556.00	42,315.00	42,315.00	59,241.00	41.67
3885 Comm Equip/Business Mach Charges	1,053,479.00	438,955.00	438,955.00	614,524.00	41.67
3889 Vehicle/Equip Replacement Charges	899,264.00	390,590.00	390,590.00	508,674.00	43.43
Total Current Service Charges	2,054,299.00	871,860.00	871,860.00	1,182,439.00	42.44
3900 Other Revenue					
3901 Sale of Real/Personal Property	0.00	1,646.00	1,646.00	-1,646.00	0.00
Total Other Revenue	0.00	1,646.00	1,646.00	-1,646.00	0.00
6800 Current Service Charges Continued					
6866 Records Technology Fee	79,358.00	51,703.17	51,703.17	27,654.83	65.15
Total Current Service Charges Continued	79,358.00	51,703.17	51,703.17	27,654.83	65.15
Total Equipment Replacement Fund	2,133,657.00	925,209.17	925,209.17	1,208,447.83	43.36
Grand Total	57,115,909.22	18,477,357.57	18,477,357.57	38,638,551.65	32.35



Staff Report

Staff Report

REPORT 22-0125

**Honorable Mayor and Members of the Hermosa Beach City Council
Adjourned Regular Meeting of March 3, 2022**

**CONSIDERATION OF TAKING ACTION OR GIVING DIRECTION TO STAFF ON ITEMS FROM
THE REVENUE STUDY SESSION
(Finance Director Viki Copeland)**

Recommended Action:

Staff recommends City Council discuss the Revenue Study Session Discussion Items (**Attachment 2**) and provide staff direction.

Executive Summary:

The attached list of revenue sources (**Attachment 2**) reflects both City Council and staff suggested items for review. Status updates are provided in red for items that are already complete or are in progress. After receiving the staff presentation and discussing items at the Revenue Study Session, Council may choose to take action or provide staff direction at this Adjourned Meeting of the City Council.

Discussion:

An overview of the City's revenue sources and a list of discussion items was presented with the Revenue Study Session Slides (**Attachment 1**). The Revenue Study Session Discussion Items (**Attachment 2**) is a list of revenue sources reflecting both City Council and staff suggested items for review. At this time, some items are complete and others are in progress. A status update is included with the list of items and shown in red. The list is separated into the following sections:

1. Taxes;
2. Use of Property and User Fees; and
3. Other Funding Sources.

Staff recommends City Council consider the items and provide staff any desired direction at this Adjourned Meeting of the City Council.

General Plan Consistency:

This report and associated recommendation have been evaluated for their consistency with the City's

Staff Report

REPORT 22-0125

General Plan. Relevant Policies are listed below:

Governance Element

Goal 1. A High degree of transparency and integrity in the decision-making process.

Policy:

- **1.6 Long-term consideration.** Prioritize decisions that provide long-term community benefit and discourage decisions that provide short-term community benefit but reduce long-term opportunities.

Goal 6. A broad-based and long-term economic development strategy for Hermosa Beach that supports existing businesses while attracting new business and tourism.

Policies:

- **6.1 Long-term economic development.** Support the development and implementation of long-term development strategies that seek to establish and keep new businesses and a strong middle class in Hermosa Beach over the decades to come.
- **6.3 Diversified Economy.** Encourage economic development strategies that allow the city to move beyond reliance on its two main industries - accommodation and food service and retail trade - and transform itself to a mature mix of economic activity and job opportunities.
- **6.7 Retail base.** Encourage economic development reflective of the character of Hermosa Beach with small and medium scale retail development within Hermosa Beach in order to create a stronger tax base and increase the City's tax revenue.

Fiscal Impact:

There is no fiscal impact associated with the recommended action. The fiscal impact of any individual item or direction would be provided upon return to City Council.

Attachments:


1. Revenue Study Session Slides
2. Revenue Study Session Discussion Items
3. Revenue Report for November 2021

Respectfully Submitted by: Viki Copeland, Finance Director

Approved: Suja Lowenthal, City Manager

Revenue Study Session

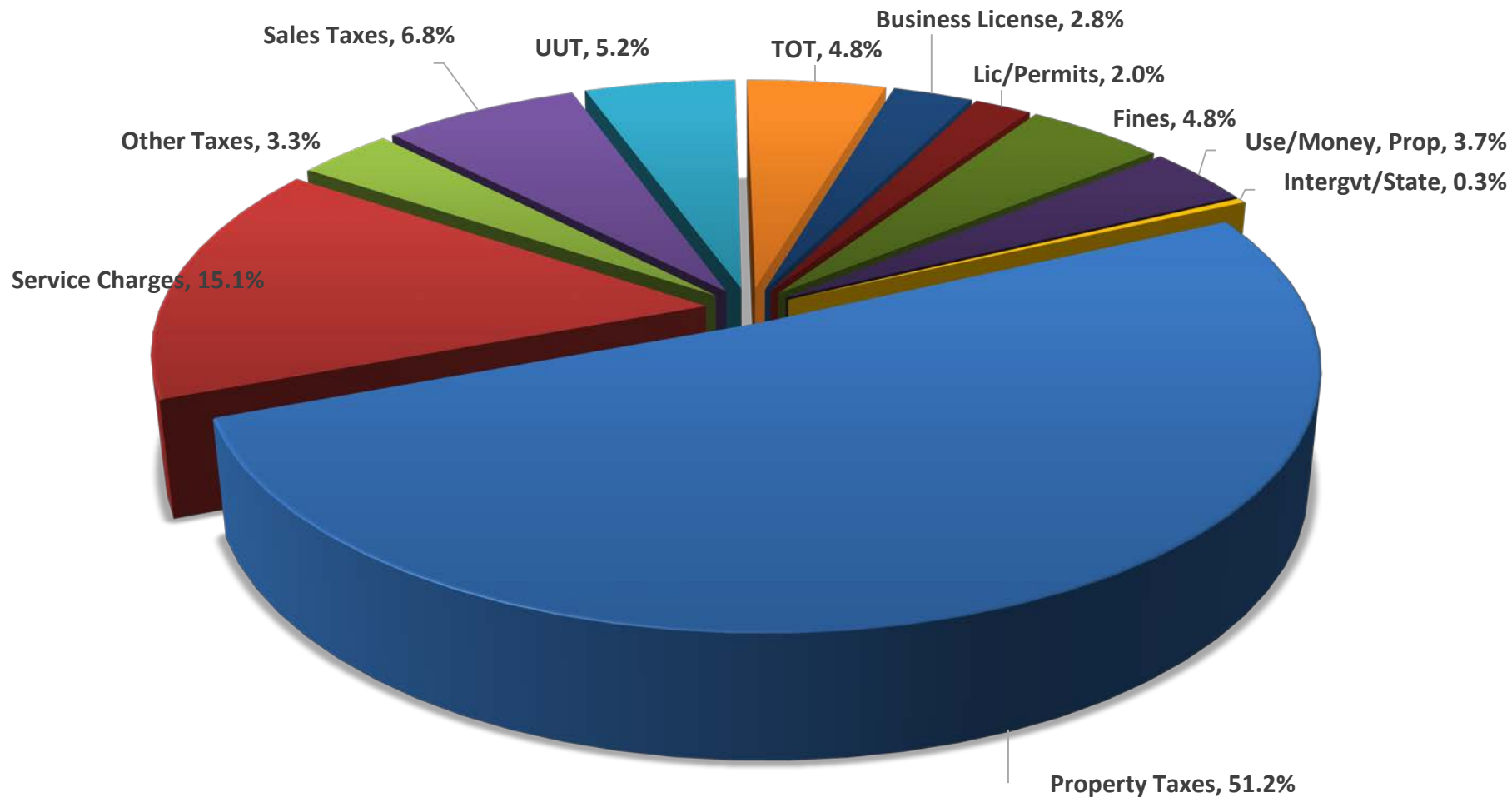
March 3, 2022





General Fund Revenue

2021-22 Budgeted Revenue by Category





General Fund Revenue

<u>Top Tax Revenue Sources</u>	<u>2021-22 Revised Budget</u>	<u>% of Total Revenue</u>
Property Tax	\$20,483,389	51.2%
Sales Tax	\$2,717,628	6.8%
Transient Occupancy Tax (TOT)	\$1,928,358	4.8%
Utility Users Tax (UUT)	\$2,093,903	5.2%
Top Tax Total	\$27,223,278	68%



General Fund Revenue

<u>Revenue Sources</u>	<u>2021-22 Revised Budget</u>	<u>% of Total Revenue</u>
Top Tax Sources	\$27,223,278	68%
Other Taxes	\$2,428,235	6.1%
Licenses/Permits	\$785,512	2%
Fines/Forfeitures	\$1,906,306	4.8%
Use/Money and Property	\$1,469,888	3.7%
Intergovt/State	\$142,192	0.3%
Service Charges	\$6,041,373	15.1%
Other Revenue	<u>\$18,511</u>	<u>0%</u>
Total General Fund Revenue	\$40,015,295	



Revenue Study Session

A. Taxes

1. Property Tax

- a. Split Roll for Property Tax (State measure, did not pass)
- b. Parcel Tax (Information only)

2. Sales Tax

- a. Pursue Sales Tax at the Former Land Rover Site (**Status: Complete**)
- b. District Tax (Transaction and Use Tax)



Revenue Study Session

A. Taxes

3. Utility User Tax (UUT)
 - a. Explore Options to Address Erosion of UUT
(Status: In Progress)

4. Transient Occupancy Tax (TOT)
 - a. Increase the TOT Tax (Status: Complete)
 - b. TOT Audits (Status: Complete)
 - c. Short-Term Vacation Rentals in Commercial Zone (Status: Complete)



Revenue Study Session

A. Taxes

5. Consider a Cannabis Tax (Status: In Progress)
6. Business License Tax
 - a. Consider an Increase or Changes



Revenue Study Session

B. Use of Property and User Fees

1. Parking Revenue (Status: In Progress)
 - a. Parking Meter Rates
 - b. Mobile App
 - c. Parking Citation Fines
 - d. Parking Permit Rates
 - e. Other Parking Permits
 - f. Electric Vehicle Charging Fee/
Free Parking at Meter



Revenue Study Session

B. Use of Property and User Fees

2. Encroachments

- a. Resume Permanent Outdoor Encroachment Fees **Status: Complete**
- b. Increase Permanent Outdoor Encroachment Fees
- c. Set Fee for Temporary Outdoor Encroachments **Status: Complete**



Revenue Study Session

B. Use of Property and User Fees

3. Other Property-Related

- a. Increase Storage Property Lease (Status: Complete)
- b. Increase Residential Encroachment Fees
- c. Apply CPI for Annual Sewer Charge (Status: In Progress)
- d. Enhance Clark Building as a Revenue Generator



Revenue Study Session

B. Use of Property and User Fees

- 3. Other Property-Related, continued
 - e. Re-evaluate the Lighting Landscaping Fund (**Status: In Progress**)
 - f. Implementation of a Storm Water Fee
 - g. Possibility of More Undersea Cables
 - h. Park Recreation In Lieu Fee



Revenue Study Session

B. Use of Property and User Fees

3. Other Property-Related, continued

i. User Fee Study (Service Charges)

j. Fee Waivers (**Status: Complete**)

k. Create a Municipal Lease Policy



Revenue Study Session

C. Other Funding Sources

1. Settlement Bond Refunding (Status: Complete)

Year Ending November 1	Principal	Interest	Total Debt Service
2021	395,000	330,528	725,528
2022	415,000	310,200	725,200
2023	435,000	293,600	728,600
2024	450,000	276,200	726,200
2025	470,000	258,200	728,200
2026	490,000	239,400	729,400
2027	510,000	219,800	729,800
2028	535,000	199,400	734,400
2029	560,000	178,000	738,000
2030	580,000	155,600	735,600
2031	610,000	132,400	742,400
2032	635,000	108,000	743,000
2033	665,000	82,600	747,600
2034	685,000	56,000	741,000
2035	715,000	28,600	743,600
Total:	\$ 8,150,000	\$ 2,868,528	\$ 11,018,528



Revenue Study Session

C. Other Funding Sources

2. Economic Development Committee
3. Business Improvement District (BID)



City Council Questions/Comments

REVENUE STUDY SESSION DISCUSSION ITEMS

A. TAXES

All tax increases require placement on a regularly scheduled general election of City Councilmembers unless an emergency is declared by unanimous vote of the Council. A general tax is a tax imposed for general governmental purposes, the proceeds of which are deposited into the General Fund. A majority vote of the electorate is required to impose, extend or increase any general tax. A special tax is a tax that is collected and earmarked for a specific purpose and deposited either into a separate account or the General Fund. A two-thirds vote of the electorate is required to impose, extend or increase any special tax.

1. Property Tax

a. Split Roll for Property Tax

State Proposition 15, also referred to as the Split Roll Tax, was a proposition on the November 3, 2020 ballot in California that sought to remove Proposition 13 tax protections from commercial properties. For properties valued at \$5 million or more, an additional 1.2 percent “surcharge” each year would be added onto the regular property tax.

Status: The vote was 51.97 percent no, 48.03 percent yes. This item was on the study session list as an educational item if the measure passed. Another split roll proposal, different from the previous one, was submitted to the Attorney General in October 2021 and will be tracked for qualifying.

b. Parcel Tax

A special tax on parcels of property generally based on either a flat per-parcel rate or a variable rate depending on the size, use and/or number of units on the parcel. Voter approval of 2/3 is required.

Status: This is an informational item only. Parcel taxes are not as common as other locally imposed taxes for cities. The tax is the primary method of collecting additional operating revenue for schools and special districts who do have not the ability to seek general taxes.

2. Sales Tax

a. Pursue Sales Tax at the Former Land Rover Site

Staff, with assistance from the City Attorney’s Office, developed a sales tax sharing agreement between Hermosa Beach and Redondo Beach to share sales tax generated by the Mitsubishi dealership according to the percent of land for the dealership in each city, which is 47 percent for Hermosa Beach and 53 percent for Redondo Beach. A three-party agreement including the dealership was also developed for the dealership’s reporting of the tax to the State. Concurrence from the state was sought since an agreement of this type had not been implemented since the 70’s.

Status: Complete. The City Council approved the agreements on January 26, 2021.

b. District Tax (Transaction and Use Taxes)

District taxes are not the same as the local sales tax imposed under the Bradley-Burns Uniform Local Sales and Use Tax Law. District taxes are separate voter-approved transaction and use taxes imposed by certain cities, counties and other local jurisdictions on the purchase and use of tangible personal property (merchandise). For example, the tax applies to purchases of automobiles registered in the district and to merchandise shipped into the district rather than sales made within the district.

The maximum combined rate within any county may not exceed 2 percent unless specifically authorized by statute. Local taxes are imposed in every city and county in California at a uniform rate of 1.25 percent. Metropolitan Transportation Authority obtained authorization to raise the limit to 3 percent therefore a district tax rate of .75 percent could be imposed for Hermosa Beach. This tax is in addition to the 1 percent sales tax already received by the City.

In Los Angeles County, 56 out of 88 cities have a district tax.

A 2/3 vote (four out of five) by City Council is required to place the measure on the ballot; a majority of voters is required for passage of a district tax. A general tax election must be consolidated with a regularly scheduled general purpose election of City Councilmembers unless an emergency is declared by unanimous vote of the Council.

Status: City Council may consider this item for placement on the November 2022 election. If 2/3 of the City Council concurs, the item will be brought back at a future City Council meeting.

3. **Utility User Tax (UUT)**

a. Explore Options to Address Erosion of UUT

The City's contract with Avenu, the consultant who monitors utility tax revenue, allows for city specific audits. The City Manager gave approval in September 2021 to move forward with audits of streaming providers Disney+, Hulu, ESPN, Netflix and Amazon Prime Video in order to apply the UUT to these services.

Status: In Progress. Meetings between Avenu and the streaming providers continue. Fran Mancina, Vice President of Government Relations with Avenu provided the following update:

- *Netflix changed representatives and we have a meeting next week (March 2nd). No legal qualms this far. Just delays. We expect resolution this calendar year.*
- *Amazon is not disputing local Utility User Taxes owed. However, they are carefully reviewing each local jurisdictions ordinances and looking for technicalities to ensure all of city contracts with outside consulting and auditing firm are valid and that they still meet requirements for validity. No legal arguments in dispute.*

- *Disney received the information request and seems to be cooperative but is asking for more time to gather documents.*

4. Transient Occupancy Tax (TOT)

a. Increase the TOT Tax

Status: Complete. Voters approved the TOT increase from 12 percent to 14 percent 1/5/2019 to be effective January 1, 2020.

b. TOT Audits

Status: Complete. The last audit was in 2018. The audit will be budgeted for 2022-23 as 5 years is the typical timeframe for these audits.

c. Short Term Vacation Rentals for Commercial Zone

Status: Complete. Five commercial properties are approved at this time and paying TOT.

5. Consider a Cannabis Tax

Status: In Progress. In view of the signature gathering that is underway to place a measure on the November 2022 ballot an advisory group was created to provide a recommendation to City Council in April.

6. Business License Tax

Consider an Increase or Changes to the Business License Tax

The business license tax was last increased on the ballot measure of November 8, 2011. A Business License Tax Review Committee developed the proposal after a lengthy process with meetings from December 2011 through July 2011.

Status: If a change or increase in the business license tax is desired, staff recommends the city consider hiring a consultant to assess the composition of city businesses and provide options.

B. USE OF PROPERTY AND USER FEES

1. Parking Revenue

Status: In progress. A Parking Study Session was conducted 1/31/22. A public hearing will be scheduled in July/August to consider the following items.

a. Parking Meter Rates

b. Mobile App

Status: Mobile app proposals are in review and a provider will be selected prior to the public hearing

c. Parking Citations Fines

d. Parking Permit Rates, Residential and Lots, Employee Permits

e. Other Parking Permits, Contractor, Driveway

f. Electric Vehicle Charging Fee/ Free Parking at Meters

2. Encroachments

a. Resume Permanent Outdoor Encroachment Fees

Status: In Progress. Existing fees reinstated effective March 1, 2022

b. Increase Permanent Outdoor Encroachment Fees

If City Council wants to consider rate increases, Staff would recommend acquiring a new market study.

c. Set Fee for Temporary Outdoor Encroachments

Status: In Progress. Fee of \$1.50/square foot implemented March 1, 2022 for added permanent outdoor dining and previously temporary outdoor dining encroachments.

3. Other Property-Related

a. Increase Storage Property Lease

Status: Compete. A new lease rate of \$20,000/month was negotiated to be effective July 2021. A CPI clause was implemented, resulting in a current rate of \$20,600/month, an increase of \$67,200 from the prior rate of \$15,000/month.

b. Increase Residential Encroachment Permit Fee

Residential encroachment permit fees are charged when a property owner wants to have non-permanent improvements on a portion of City property adjacent to their property. The fees cover the staff time to process the permit. The current fee for this item is \$1,437.01.

The Residential Encroachment Fee is a one-time fee that stays with the property until change of ownership or the permit is revoked. The cost of the permit is the same whether it is a permit to install irrigation in the parkway or to use excess Right-of-Way (ROW) for private use in the rear or front of a property.

Status: Public Works is proposing to engage consulting services to assess the residential encroachment permit process. The assessment would include the feasibility study to separate the permits in different categories (i.e. Parkway irrigation, use of excess ROW citywide excluding the coastal zone, coastal zone (The Strand)), and study the possibility of changing the fee from a one-time fee to an annual fee, depending on the permit category.

Currently, Coastal Commission is not permitting the City to issue residential encroachment permits at The Strand because they state that the fee charged should be related to the cost of the land, and the fees collected in the coastal zone (in particular The Strand) need to be used exclusively to maintain, improve and provide coastal access. The analysis of land valuation will also be in the scope of the feasibility study. This process would also require possible modifications to the Municipal Code.

c. Apply CPI for Annual Sewer Charge

The sewer fee which was initiated in 2015 included Consumer Price Index (CPI) increases not to exceed 2 percent per year. As per the originating sewer charge resolution, annual increases can only be authorized for a five-year period. Due to

the pandemic, staff did not move forward with reinstating the five-year term for applying the CPI to the fee in FY 2021–22

Status: In Progress. Public Works is engaging an assessment engineer to prepare a preliminary evaluation which would go to Council in April. The process would then require notifying each property owner in writing a minimum 45 days in advance of a protest hearing which would occur in June. The City would be required to adopt an ordinance at that time in order to place the sewer service charge on the annual County of Los Angeles Tax Roll by July.

d. Enhance Clark Building as a Revenue Generator

Status: Final plans for Clark Building Improvements were approved by City Council on January 25, 2022.

Staff will develop activities and fees based on the planned newly remodeled facility.

e. Re-evaluate the Lighting Landscaping Fund

The Fund has had a deficit of \$229,790 for 2021–22, \$291,002 for 2020–21, \$175,932 for 2019–2020, \$210,000 for 2018–2019 \$87,000 for 2017–18 and \$178,000 2016–17.

There was a protest vote against an additional assessment of \$165,000 on July 25, 2006. The measure failed 52 percent to 48 percent.

Status: In progress. Public Works engaged the assessment engineer to provide a feasibility study for creating a second district to cure the deficit and provide other options to consider. The laws have changed since creation of the original district so a second district will be recommended for any increase. The report will be available in April. Creating a new district would require a mailed ballot to each property owner in the district.

f. Implementation of a Storm Water Fee

Storm water costs are currently funded by a transfer of \$700,000 in utility user tax revenue from the General Fund and revenue of approximately \$157,000 in Measure W funds.

Status: Public Works and the Environmental Programs Manager will undertake a review of the costs and viability of a fee in the future.

g. Possibility of More Undersea Cables

City Council inquired about this previously. In checking with our contact the following was provided:

- *Cable 3 (SX-NEXT) has landed but is still in the installation phase to Australia. The current expected System Operation Date is May 2022.*
- *Cable 4 (HKA). This has been significantly delayed due to US/China disputes. Best estimate at this point would be a System Operational Date in 2024.*
- *Other cables? 6th Street or 10th Street: We have recently received additional inquiries for capacity into Hermosa Beach. While nothing is certain or even probable, cable owners are expressing interest in additional facilities into Hermosa Beach. Competing for a landing there would be the facilities*

installed at Dockweiler State Beach (El Segundo). There are two landing pipes available there. Also, Grover Beach is a point of interest for these same cables.

h. Park Recreation In-Lieu Fee

This fee is an impact fee intended to provide funds to cover the cost for acquiring open space property as subdivision condition of approval per Chapter 16.12 of the Municipal Code. The developer has the choice of paying the fee or dedicating land in an amount equal to the average estimated fair market value of land. Dedication of land in Hermosa Beach is impractical since the city is virtually built out. The fee was last updated in 2007 based on an independent appraisal. The code requires an independent appraisal of open space zoned property in the city in order to set the fee.

Status: Staff will look into getting an appraisal in order to make a recommendation.

i. User Fee Study (Service Charges)

The City conducts a User Fee Study every five years to recalculate fees to recover the cost of services, as required by Proposition 218. At that time, departments will also recommend inclusion of any new fees. The last study was conducted in 2016.

Status: The study is included in the 2021–2022 budget.

j. Fee Waivers

Status: Complete. A Special Event Fee Waiver Policy was implemented on October 10, 2019.

k. Create a Municipal Lease Policy

The Community Resources Department and the Parks, Recreation and Community Resources Advisory Commission's Municipal Lease Policy Subcommittee have been working on the creation of a Municipal Lease Policy, which focuses on 10 City facilities that are currently leased to seven (7) non-profit or Hermosa Beach-based organizations. Staff and the Subcommittee received input from both the Commission and City Council in 2019 to form the current draft of the policy. In January 2020, a Market Rate Study was completed to assist with establishing lease rates for all 10 facilities and several additional facilities that may be subject to a lease agreement in the future.

Status: Staff will re-engage the subcommittee to develop next steps and a timeline and to begin additional outreach with the lessees to present a final draft of the Municipal Lease Policy for City Council review and approval.

C. OTHER FUNDING SOURCES

1. Settlement Bond Refunding

Status: Complete. The 2015 Lease Revenue Bonds were refunded in October 2020 which saved almost \$1,000,000 over the life of the bonds. The principal and interest payments are made from the General Fund.

Year Ending November 1	Principal	Interest	Total Debt Service
2021	395,000	330,528	725,528
2022	415,000	310,200	725,200
2023	435,000	293,600	728,600
2024	450,000	276,200	726,200
2025	470,000	258,200	728,200
2026	490,000	239,400	729,400
2027	510,000	219,800	729,800
2028	535,000	199,400	734,400
2029	560,000	178,000	738,000
2030	580,000	155,600	735,600
2031	610,000	132,400	742,400
2032	635,000	108,000	743,000
2033	665,000	82,600	747,600
2034	685,000	56,000	741,000
2035	715,000	28,600	743,600
Total:	\$ 8,150,000	\$ 2,868,528	\$ 11,018,528

2. Formation of the Economic Development Committee

The Economic Development Committee's first meeting was held on June, 2020 is comprised of two Councilmembers and two Planning Commissioners. It has been established to provide leadership and to advise the City Council and Planning Commission to ensure the preservation and vitality of Hermosa Beach businesses for recovery and resilience after COVID-19 business disruption and to develop longer term Economic Development goals and programs

Status: The Economic Development Committee is near completion of an Economic Development Strategy to be considered for adoption by the City Council.

3. Business Improvement District (BID)

Business improvement districts (BIDs) are quasi-public entities formed by businesses in a defined area where businesses agree through a formal vote to assess themselves to fund services and projects within the district's boundaries that support and augment municipal services. BIDs typically fund services such as cleaning streets, providing security, making capital improvements, construction of pedestrian and streetscape enhancements, and marketing the area. The services provided by BIDs are supplemental to those already provided by the municipality. BIDs are established to provide services and are known to be key to promoting economic development within a designated district.

Status: To be determined by the business community. The City is only able to serve in a supportive role in initiating BID formation process. The City has been willing to support this effort by allocating funds for a consultant firm to provide educational/informational sessions for the business community and to jump start the process toward BID formation should the businesses wish to proceed.

Revenue Status Report

CITY OF HERMOSA BEACH
7/1/2021 through 11/30/2021

001 General Fund

<i>Account Number</i>	<i>Adjusted Estimate</i>	<i>Revenues</i>	<i>Year-to-date Revenues</i>	<i>Balance</i>	<i>Prct Rcvd</i>
3100 Taxes					
3101 Current Year Secured	16,525,157.00	0.00	0.00	16,525,157.00	0.00
3102 Current Year Unsecured	535,331.00	504,665.20	504,665.20	30,665.80	94.27
3103 Prior Year Collections	0.00	179,009.41	179,009.41	-179,009.41	0.00
3106 Supplemental Roll SB813	400,000.00	109,727.73	109,727.73	290,272.27	27.43
3107 Transfer Tax	346,860.00	412,528.37	412,528.37	-65,668.37	118.93
3108 Sales Tax	2,717,628.00	980,542.98	980,542.98	1,737,085.02	36.08
3109 1/2 Cent Sales Tx Ext	242,000.00	79,061.21	79,061.21	162,938.79	32.67
3110 Spectrum Cable TV Franchise	184,000.00	46,598.50	46,598.50	137,401.50	25.33
3111 Electric Franchise	81,421.00	0.00	0.00	81,421.00	0.00
3112 Gas Franchise	43,650.00	0.00	0.00	43,650.00	0.00
3113 Refuse Franchise	299,732.00	113,146.83	113,146.83	186,585.17	37.75
3114 Transient Occupancy Tax	1,928,358.00	1,700,574.30	1,700,574.30	227,783.70	88.19
3115 Business License	1,107,467.00	379,650.86	379,650.86	727,816.14	34.28
3120 Utility User Tax	2,093,903.00	856,198.56	856,198.56	1,237,704.44	40.89
3122 Property tax In-lieu of Veh Lic Fees	3,022,901.00	21,561.28	21,561.28	3,001,339.72	0.71
3123 Frontier Cable Franchise Fee	123,105.00	27,861.31	27,861.31	95,243.69	22.63
Total Taxes	29,651,513.00	5,411,126.54	5,411,126.54	24,240,386.46	18.25
3200 Licenses And Permits					
3202 Dog Licenses	29,862.00	21,712.50	21,712.50	8,149.50	72.71
3204 Building Permits	556,948.00	290,610.12	290,610.12	266,337.88	52.18
3205 Electric Permits	72,000.00	43,513.00	43,513.00	28,487.00	60.43

Revenue Status Report

CITY OF HERMOSA BEACH
7/1/2021 through 11/30/2021

001 General Fund

<i>Account Number</i>	<i>Adjusted Estimate</i>	<i>Revenues</i>	<i>Year-to-date Revenues</i>	<i>Balance</i>	<i>Prct Rcvd</i>
3206 Plumbing Permits	60,000.00	41,188.24	41,188.24	18,811.76	68.65
3207 Occupancy Permits	9,000.00	1,672.00	1,672.00	7,328.00	18.58
3208 Grease Trap Permits	2,380.00	1,259.00	1,259.00	1,121.00	52.90
3209 Garage Sales	84.00	70.00	70.00	14.00	83.33
3211 Banner Permits	56.00	799.57	799.57	-743.57	1427.80
3213 Animal Redemption Fee	162.00	54.00	54.00	108.00	33.33
3214 Amplified Sound Permit	0.00	3,487.00	3,487.00	-3,487.00	0.00
3215 Temporary Sign Permit	475.00	0.00	0.00	475.00	0.00
3217 Open Fire Permit	900.00	529.00	529.00	371.00	58.78
3219 Newsrack Permits	112.00	0.00	0.00	112.00	0.00
3226 Admin Permit - Limited Outdoor Seating	513.00	0.00	0.00	513.00	0.00
3227 Mechanical Permits	48,000.00	40,881.00	40,881.00	7,119.00	85.17
3228 Concealed Weapons Permit	100.00	0.00	0.00	100.00	0.00
3230 Temporary Minor Special Event Permit	2,595.00	519.00	519.00	2,076.00	20.00
3236 Drone Permit Fee	2,325.00	725.00	725.00	1,600.00	31.18
Total Licenses And Permits	785,512.00	447,019.43	447,019.43	338,492.57	56.91
3300 Fines & Forfeitures					
3301 Municipal Court Fines	39,351.00	19,275.08	19,275.08	20,075.92	48.98
3302 Court Fines /Parking	1,821,205.00	705,835.85	705,835.85	1,115,369.15	38.76
3305 Administrative Fines	32,000.00	3,700.00	3,700.00	28,300.00	11.56
3306 Nuisance Abatement- Restrooms	13,750.00	900.00	900.00	12,850.00	6.55
Total Fines & Forfeitures	1,906,306.00	729,710.93	729,710.93	1,176,595.07	38.28

Revenue Status Report

CITY OF HERMOSA BEACH
7/1/2021 through 11/30/2021

001 General Fund

<i>Account Number</i>	<i>Adjusted Estimate</i>	<i>Revenues</i>	<i>Year-to-date Revenues</i>	<i>Balance</i>	<i>Prct Rcvd</i>
3400 Use Of Money & Property					
3401 Interest Income	80,107.46	27,202.51	27,202.51	52,904.95	33.96
3404 Community Center Leases	25,401.16	1.00	1.00	25,400.16	0.00
3405 Community Center Rentals	194,700.00	87,201.50	87,201.50	107,498.50	44.79
3406 Community Center Theatre	100,000.00	13,733.00	13,733.00	86,267.00	13.73
3414 Fund Exchange	490,000.00	490,000.00	490,000.00	0.00	100.00
3418 Special Events	90,000.00	29,790.50	29,790.50	60,209.50	33.10
3422 Beach/Plaza Promotions	11,771.00	53,981.00	53,981.00	-42,210.00	458.59
3425 Ground Lease	56,401.00	23,500.20	23,500.20	32,900.80	41.67
3427 Cell Site License- Sprint	42,530.00	17,502.10	17,502.10	25,027.90	41.15
3428 Cell Site License - Verizon	35,775.00	14,758.50	14,758.50	21,016.50	41.25
3429 Inmate Phone Services	50.00	13.56	13.56	36.44	27.12
3431 Storage Facility Operating Lease	259,560.00	103,000.00	103,000.00	156,560.00	39.68
3432 Film Permits	83,500.00	16,800.00	16,800.00	66,700.00	20.12
3450 Investment Discount	92.00	451.38	451.38	-359.38	490.63
3475 Investment Premium	0.00	0.25	0.25	-0.25	0.00
Total Use Of Money & Property	1,469,887.62	877,935.50	877,935.50	591,952.12	59.73
3500 Intergovernmental/State					
3507 Highway Maintenance	2,300.00	0.00	0.00	2,300.00	0.00
3508 Mandated Costs	4,858.00	4,858.00	4,858.00	0.00	100.00
3509 Homeowner Property Tax Relief	81,196.00	0.00	0.00	81,196.00	0.00
3510 POST	30,631.00	5,167.44	5,167.44	25,463.56	16.87

Revenue Status Report

CITY OF HERMOSA BEACH
7/1/2021 through 11/30/2021

001 General Fund

<u>Account Number</u>	<u>Adjusted Estimate</u>	<u>Revenues</u>	<u>Year-to-date Revenues</u>	<u>Balance</u>	<u>Prct Rcvd</u>
3511 STC-Service Officer Training	7,500.00	1,170.00	1,170.00	6,330.00	15.60
3575 VLF Coll Excess of \$14m-Rev code 11001.5	15,707.00	0.00	0.00	15,707.00	0.00
Total Intergovernmental/State	142,192.00	11,195.44	11,195.44	130,996.56	7.87
3800 Current Service Charges					
3801 Residential Inspection	54,800.00	32,768.00	32,768.00	22,032.00	59.80
3802 Planning Sign Permit/Master Sign Program	4,970.00	6,639.55	6,639.55	-1,669.55	133.59
3804 General Plan Maintenance Fees	104,283.00	45,315.00	45,315.00	58,968.00	43.45
3805 Amendment to Planning Entitlement	26,802.00	0.00	0.00	26,802.00	0.00
3809 Tentative Map Review	19,516.00	9,758.00	9,758.00	9,758.00	50.00
3810 Final Map Review	2,924.00	1,462.00	1,462.00	1,462.00	50.00
3811 Zone Change	4,226.00	0.00	0.00	4,226.00	0.00
3812 Conditional Use Permit - Comm/Other	15,210.00	5,070.00	5,070.00	10,140.00	33.33
3813 Plan Check Fees	300,000.00	234,212.65	234,212.65	65,787.35	78.07
3815 Public Works Services	96,900.00	53,635.00	53,635.00	43,265.00	55.35
3816 Utility Trench Service Connect Permit	98,499.00	36,808.00	36,808.00	61,691.00	37.37
3817 Address Change Request Fee	4,035.00	2,259.00	2,259.00	1,776.00	55.99
3818 Police Services	3,000.00	551.00	551.00	2,449.00	18.37
3821 Daily Permit Lot A/Parking Structure	40,711.00	20,987.00	20,987.00	19,724.00	51.55
3823 Special Event Security/Police	0.00	10,521.84	10,521.84	-10,521.84	0.00
3824 500' Noticing	18,213.00	1,401.00	1,401.00	16,812.00	7.69
3825 Public Notice Posting	3,780.00	0.00	0.00	3,780.00	0.00
3827 Library Grounds Maintenance	10,065.00	0.00	0.00	10,065.00	0.00
3831 Non-Utility Street Excavation Permit	42,472.00	12,825.00	12,825.00	29,647.00	30.20

Revenue Status Report

CITY OF HERMOSA BEACH
7/1/2021 through 11/30/2021

001 General Fund

<u>Account Number</u>	<u>Adjusted Estimate</u>	<u>Revenues</u>	<u>Year-to-date Revenues</u>	<u>Balance</u>	<u>Prct Rcvd</u>
3834 Encroachment Permit	54,800.00	18,888.84	18,888.84	35,911.16	34.47
3836 Refund Transaction Fee	1,000.00	2,820.00	2,820.00	-1,820.00	282.00
3837 Returned Check Charge	200.00	50.00	50.00	150.00	25.00
3838 Sale Of Maps/Publications	0.00	10.00	10.00	-10.00	0.00
3839 Photocopy Charges	300.00	150.00	150.00	150.00	50.00
3840 Ambulance Transport	575,000.00	290,628.23	290,628.23	284,371.77	50.54
3841 Police Towing	84,750.00	37,098.00	37,098.00	47,652.00	43.77
3842 Parking Meters	1,615,464.00	891,316.94	891,316.94	724,147.06	55.17
3843 Parking Permits-Annual	392,067.00	21,220.00	21,220.00	370,847.00	5.41
3844 Daily Parking Permits	2,174.00	1,085.00	1,085.00	1,089.00	49.91
3845 Lot A Revenue	410,408.00	216,623.00	216,623.00	193,785.00	52.78
3846 No Pier Pkg Structure Revenue	514,551.00	258,767.50	258,767.50	255,783.50	50.29
3848 Driveway Permits	3,500.00	2,118.00	2,118.00	1,382.00	60.51
3849 Guest Permits	500.00	387.00	387.00	113.00	77.40
3850 Contractors Permits	40,000.00	14,416.00	14,416.00	25,584.00	36.04
3852 Recreation Program Transaction Fee	47,000.00	21,715.50	21,715.50	25,284.50	46.20
3855 Bus Passes	0.00	168.00	168.00	-168.00	0.00
3856 500' - 2nd Noticing	1,674.00	0.00	0.00	1,674.00	0.00
3857 Parking Plan Application	9,356.00	0.00	0.00	9,356.00	0.00
3858 Monthly Permit Lot A/Parking Structure	85,700.00	39,680.00	39,680.00	46,020.00	46.30
3862 Alarm Permit Fee	5,250.00	1,386.00	1,386.00	3,864.00	26.40
3865 Lot B Revenue	74,517.00	45,985.75	45,985.75	28,531.25	61.71
3867 Precise Development Plans	16,068.00	0.00	0.00	16,068.00	0.00
3868 Public Noticing/300 Ft Radius	3,368.00	4,210.00	4,210.00	-842.00	125.00

Revenue Status Report

CITY OF HERMOSA BEACH
7/1/2021 through 11/30/2021

001 General Fund

<i>Account Number</i>	<i>Adjusted Estimate</i>	<i>Revenues</i>	<i>Year-to-date Revenues</i>	<i>Balance</i>	<i>Prct Rcvd</i>
3877 Business License Registration	9,700.00	6,102.00	6,102.00	3,598.00	62.91
3879 Business License Renewal Fee	35,000.00	14,580.00	14,580.00	20,420.00	41.66
3881 Tobacco Retailer Renewal	4,296.00	0.00	0.00	4,296.00	0.00
3883 Final/Tentative Map Extension	2,056.00	2,056.00	2,056.00	0.00	100.00
3888 Slope/Grade Height Determination	8,844.00	0.00	0.00	8,844.00	0.00
3890 300 Ft Radius Noticing/Appeal to CC	251.00	0.00	0.00	251.00	0.00
3893 Contract Recreation Classes	448,000.00	223,781.80	223,781.80	224,218.20	49.95
3894 Other Recreation Programs	196,000.00	20,950.00	20,950.00	175,050.00	10.69
3895 Zoning Information Letters	402.00	0.00	0.00	402.00	0.00
3897 Admin Fee/TULIP Ins Certificate	1,300.00	425.60	425.60	874.40	32.74
3898 Height Limit Exception	0.00	4,104.00	4,104.00	-4,104.00	0.00
3899 Condo - CUP/PDP	21,060.00	21,060.00	21,060.00	0.00	100.00
Total Current Service Charges	5,514,962.00	2,635,996.20	2,635,996.20	2,878,965.80	47.80
3900 Other Revenue					
3903 Contributions Non Govt	0.00	44,563.58	44,563.58	-44,563.58	0.00
3904 General Miscellaneous	0.00	982.72	982.72	-982.72	0.00
3907 Pkg Str Utility Reimb From Beach House	5,600.00	0.00	0.00	5,600.00	0.00
3908 Hermosa Sr Ctr Donations/Memberships	6,000.00	1,491.25	1,491.25	4,508.75	24.85
3938 Solid Waste Contract Admin Fee	0.00	19,431.96	19,431.96	-19,431.96	0.00
3955 Operating Transfers In	2,729,260.00	1,137,190.00	1,137,190.00	1,592,070.00	41.67
3960 Frontier PEG Grant-formerly Verizon	6,911.00	0.00	0.00	6,911.00	0.00
3968 Spectrum PEG Grant-formerly TWC	0.00	9,319.70	9,319.70	-9,319.70	0.00
Total Other Revenue	2,747,771.00	1,212,979.21	1,212,979.21	1,534,791.79	44.14

Revenue Status Report

CITY OF HERMOSA BEACH
7/1/2021 through 11/30/2021

001 General Fund

<u>Account Number</u>	<u>Adjusted Estimate</u>	<u>Revenues</u>	<u>Year-to-date Revenues</u>	<u>Balance</u>	<u>Prct Rcvd</u>
6800 Current Service Charges Continued					
6801 Mural Review	968.00	484.00	484.00	484.00	50.00
6809 Categorical Exemption	4,095.00	1,170.00	1,170.00	2,925.00	28.57
6810 Deed Restriction/Covenant Review	13,585.00	4,290.00	4,290.00	9,295.00	31.58
6811 Landscape Plan Review	4,620.00	2,148.00	2,148.00	2,472.00	46.49
6813 Zoning Code Interpretation Review	1,350.00	405.00	405.00	945.00	30.00
6818 New/Modified Business Zoning Review	9,045.00	4,623.00	4,623.00	4,422.00	51.11
6821 Solar Plan Check/Inspection	2,107.00	3,010.00	3,010.00	-903.00	142.86
6822 Temporary Certificate of Occupancy	335.00	134.00	134.00	201.00	40.00
6825 Clean Bay Restaurant - NPDES Inspection	41,200.00	0.00	0.00	41,200.00	0.00
6828 Public Improvement Plan Check	51,000.00	27,993.00	27,993.00	23,007.00	54.89
6832 DUI Collision Response	1,039.00	0.00	0.00	1,039.00	0.00
6834 Citation Sign-off	250.00	250.00	250.00	0.00	100.00
6837 Deceased Animal Pickup	124.00	61.00	61.00	63.00	49.19
6839 Pet Home Quarantine Review	62.00	0.00	0.00	62.00	0.00
6840 Multiple Dog Review	464.00	116.00	116.00	348.00	25.00
6849 Traffic Plan Review	0.00	320.00	320.00	-320.00	0.00
6851 Bus. License State Mandated Fee (CAsp)	8,500.00	4,168.00	4,168.00	4,332.00	49.04
6852 Tobacco Retailer Renewal	0.00	3,888.00	3,888.00	-3,888.00	0.00
6860 Refuse Lien Fees/Athens	336.00	176.10	176.10	159.90	52.41
6861 Oversized Vehicle Permit	765.00	495.00	495.00	270.00	64.71
6867 Credit Card Processing Fee	76,700.00	32,003.00	32,003.00	44,697.00	41.72
6871 Sewer Service Charge Rebate	-9,700.00	-3,848.40	-3,848.40	-5,851.60	39.67

revstat.rpt
01/05/2022 10:16AM
Periods: 0 through 5

Revenue Status Report

Page: 8

CITY OF HERMOSA BEACH
7/1/2021 through 11/30/2021

001 General Fund

<u>Account Number</u>	<u>Adjusted Estimate</u>	<u>Revenues</u>	<u>Year-to-date Revenues</u>	<u>Balance</u>	<u>Prct Rcvd</u>
6873 Impound Fee- Bicycle, Scooters & Wheeled	0.00	141.00	141.00	-141.00	0.00
6875 Solid Waste Contract Reimbursement	300,000.00	0.00	0.00	300,000.00	0.00
6881 Public Tree Removal Permit	1,600.00	200.00	200.00	1,400.00	12.50
6883 Stort-term Vacation Rental Permit	13,337.00	8,780.00	8,780.00	4,557.00	65.83
6884 M-1 Limited Event Permit	520.00	0.00	0.00	520.00	0.00
6885 Temporary Outdoor Dining/Retail Permit	1,660.00	2,496.00	2,496.00	-836.00	150.36
6886 Minor Conditional Use Permit	2,207.00	0.00	0.00	2,207.00	0.00
6887 Minor Planning Sign Review	242.00	0.00	0.00	242.00	0.00
Total Current Service Charges Continued	526,411.00	93,502.70	93,502.70	432,908.30	17.76
Total General Fund	42,744,554.62	11,419,465.95	11,419,465.95	31,325,088.67	26.72

revstat.rpt
01/05/2022 10:16AM
Periods: 0 through 5

Revenue Status Report

Page: 9

CITY OF HERMOSA BEACH
7/1/2021 through 11/30/2021

105 Lightg/Landscapg Dist Fund

<u>Account Number</u>	<u>Adjusted Estimate</u>	<u>Revenues</u>	<u>Year-to-date Revenues</u>	<u>Balance</u>	<u>Prct Rcvd</u>
3100 Taxes					
3101 Current Year Secured	453,000.00	0.00	0.00	453,000.00	0.00
3103 Prior Year Collections	4,185.00	3,627.49	3,627.49	557.51	86.68
3105 Assessment Rebates	-2,900.00	-516.80	-516.80	-2,383.20	17.82
Total Taxes	454,285.00	3,110.69	3,110.69	451,174.31	0.68
3400 Use Of Money & Property					
3401 Interest Income	190.83	241.64	241.64	-50.81	126.63
3450 Investment Discount	0.00	4.01	4.01	-4.01	0.00
3475 Investment Premium	0.00	-0.04	-0.04	0.04	0.00
Total Use Of Money & Property	190.83	245.61	245.61	-54.78	128.71
3900 Other Revenue					
3955 Operating Transfers In	229,790.00	95,745.00	95,745.00	134,045.00	41.67
Total Other Revenue	229,790.00	95,745.00	95,745.00	134,045.00	41.67
Total Lightg/Landscapg Dist Fund	684,265.83	99,101.30	99,101.30	585,164.53	14.48

Revenue Status Report

CITY OF HERMOSA BEACH
7/1/2021 through 11/30/2021

115 State Gas Tax Fund

<i>Account Number</i>	<i>Adjusted Estimate</i>	<i>Revenues</i>	<i>Year-to-date Revenues</i>	<i>Balance</i>	<i>Prct Rcvd</i>
3400 Use Of Money & Property					
3401 Interest Income	4,584.31	1,931.04	1,931.04	2,653.27	42.12
3450 Investment Discount	5.00	28.46	28.46	-23.46	569.20
3475 Investment Premium	0.00	-0.12	-0.12	0.12	0.00
Total Use Of Money & Property	4,589.31	1,959.38	1,959.38	2,629.93	42.69
3500 Intergovernmental/State					
3501 Section 2106 Allocation	68,294.00	30,102.37	30,102.37	38,191.63	44.08
3502 Section 2107 Allocation	145,384.00	49,190.68	49,190.68	96,193.32	33.84
3503 Section 2107.5 Allocation	4,000.00	4,000.00	4,000.00	0.00	100.00
3512 Section 2105 (Prop 111)	114,244.00	48,392.75	48,392.75	65,851.25	42.36
3513 Sec 2103 Higher Mtr Veh Excise Tax(HUTA)	175,327.00	78,178.28	78,178.28	97,148.72	44.59
3567 Road Maintenance Rehab Account	387,903.00	102,084.90	102,084.90	285,818.10	26.32
Total Intergovernmental/State	895,152.00	311,948.98	311,948.98	583,203.02	34.85
Total State Gas Tax Fund	899,741.31	313,908.36	313,908.36	585,832.95	34.89

Revenue Status Report

CITY OF HERMOSA BEACH
7/1/2021 through 11/30/2021

117 AB939 Fund

<u>Account Number</u>	<u>Adjusted Estimate</u>	<u>Revenues</u>	<u>Year-to-date Revenues</u>	<u>Balance</u>	<u>Prct Rcvd</u>
3400 Use Of Money & Property					
3401 Interest Income	1,197.38	475.60	475.60	721.78	39.72
3450 Investment Discount	1.00	6.72	6.72	-5.72	672.00
3475 Investment Premium	0.00	0.01	0.01	-0.01	0.00
Total Use Of Money & Property	1,198.38	482.33	482.33	716.05	40.25
3800 Current Service Charges					
3860 AB939 Surcharge	63,060.00	22,346.47	22,346.47	40,713.53	35.44
Total Current Service Charges	63,060.00	22,346.47	22,346.47	40,713.53	35.44
3900 Other Revenue					
Total Other Revenue	0.00	0.00	0.00	0.00	0.00
6800 Current Service Charges Continued					
Total Current Service Charges Continued	0.00	0.00	0.00	0.00	0.00
Total AB939 Fund	64,258.38	22,828.80	22,828.80	41,429.58	35.53

Revenue Status Report

CITY OF HERMOSA BEACH
7/1/2021 through 11/30/2021

121 Prop A Open Space Fund

<u>Account Number</u>	<u>Adjusted Estimate</u>	<u>Revenues</u>	<u>Year-to-date Revenues</u>	<u>Balance</u>	<u>Prct Rcvd</u>
3600 Intergovernmental/County					
Total Prop A Open Space Fund	0.00	0.00	0.00	0.00	0.00

Revenue Status Report

CITY OF HERMOSA BEACH
7/1/2021 through 11/30/2021

122 Tyco Fund

<u>Account Number</u>	<u>Adjusted Estimate</u>	<u>Revenues</u>	<u>Year-to-date Revenues</u>	<u>Balance</u>	<u>Prct Rcvd</u>
3400 Use Of Money & Property					
3401 Interest Income	13,250.38	4,704.51	4,704.51	8,545.87	35.50
3426 Easement Agreement	337,932.00	168,966.00	168,966.00	168,966.00	50.00
3450 Investment Discount	15.00	67.14	67.14	-52.14	447.60
3475 Investment Premium	0.00	0.11	0.11	-0.11	0.00
Total Tyco Fund	351,197.38	173,737.76	173,737.76	177,459.62	49.47

Revenue Status Report

CITY OF HERMOSA BEACH
7/1/2021 through 11/30/2021

125 Park/Rec Facility Tax Fund

<i>Account Number</i>	<i>Adjusted Estimate</i>	<i>Revenues</i>	<i>Year-to-date Revenues</i>	<i>Balance</i>	<i>Prct Rcvd</i>
3100 Taxes					
Total Taxes	0.00	0.00	0.00	0.00	0.00
3400 Use Of Money & Property					
3401 Interest Income	3,477.44	1,188.00	1,188.00	2,289.44	34.16
3450 Investment Discount	4.00	16.85	16.85	-12.85	421.25
3475 Investment Premium	0.00	0.02	0.02	-0.02	0.00
Total Use Of Money & Property	3,481.44	1,204.87	1,204.87	2,276.57	34.61
3900 Other Revenue					
3910 Park/Recreation In Lieu Fee	78,616.00	32,678.00	32,678.00	45,938.00	41.57
Total Other Revenue	78,616.00	32,678.00	32,678.00	45,938.00	41.57
Total Park/Rec Facility Tax Fund	82,097.44	33,882.87	33,882.87	48,214.57	41.27

Revenue Status Report

CITY OF HERMOSA BEACH
7/1/2021 through 11/30/2021

135 Bayview Dr Dist Admin Exp Fund

<u>Account Number</u>	<u>Adjusted Estimate</u>	<u>Revenues</u>	<u>Year-to-date Revenues</u>	<u>Balance</u>	<u>Prct Rcvd</u>
3400 Use Of Money & Property					
3401 Interest Income	45.00	9.37	9.37	35.63	20.82
3450 Investment Discount	0.00	0.12	0.12	-0.12	0.00
Total Use Of Money & Property	45.00	9.49	9.49	35.51	21.09
3900 Other Revenue					
3925 Spec Assessment Admin Fees	4,950.00	0.00	0.00	4,950.00	0.00
Total Other Revenue	4,950.00	0.00	0.00	4,950.00	0.00
Total Bayview Dr Dist Admin Exp Fund	4,995.00	9.49	9.49	4,985.51	0.19

Revenue Status Report

CITY OF HERMOSA BEACH
7/1/2021 through 11/30/2021

138 Loma Dist Admin Exp Fund

<u>Account Number</u>	<u>Adjusted Estimate</u>	<u>Revenues</u>	<u>Year-to-date Revenues</u>	<u>Balance</u>	<u>Prct Rcvd</u>
3400 Use Of Money & Property					
3401 Interest Income	1.98	0.08	0.08	1.90	4.04
Total Use Of Money & Property	1.98	0.08	0.08	1.90	4.04
3900 Other Revenue					
Total Other Revenue	0.00	0.00	0.00	0.00	0.00
Total Loma Dist Admin Exp Fund	1.98	0.08	0.08	1.90	4.04

Revenue Status Report

CITY OF HERMOSA BEACH
7/1/2021 through 11/30/2021

139 Beach Dr Assmnt Dist Admin Exp Fund

<u>Account Number</u>	<u>Adjusted Estimate</u>	<u>Revenues</u>	<u>Year-to-date Revenues</u>	<u>Balance</u>	<u>Prct Rcvd</u>
3400 Use Of Money & Property					
3401 Interest Income	37.75	7.41	7.41	30.34	19.63
3450 Investment Discount	0.00	0.09	0.09	-0.09	0.00
Total Use Of Money & Property	37.75	7.50	7.50	30.25	19.87
3900 Other Revenue					
3925 Special Assessment Admin Fees	3,850.00	0.00	0.00	3,850.00	0.00
Total Other Revenue	3,850.00	0.00	0.00	3,850.00	0.00
Total Beach Dr Assmnt Dist Admin Exp Fund	3,887.75	7.50	7.50	3,880.25	0.19

Revenue Status Report

CITY OF HERMOSA BEACH
7/1/2021 through 11/30/2021

140 Community Dev Block Grant

<i><u>Account Number</u></i>	<i><u>Adjusted Estimate</u></i>	<i><u>Revenues</u></i>	<i><u>Year-to-date Revenues</u></i>	<i><u>Balance</u></i>	<i><u>Prct Rcvd</u></i>
3700 Intergovernmental/Federal					
Total Community Dev Block Grant	0.00	0.00	0.00	0.00	0.00

Revenue Status Report

CITY OF HERMOSA BEACH
7/1/2021 through 11/30/2021

145 Proposition A Fund

<i>Account Number</i>	<i>Adjusted Estimate</i>	<i>Revenues</i>	<i>Year-to-date Revenues</i>	<i>Balance</i>	<i>Prct Rcvd</i>
3100 Taxes					
3117 Proposition A Transit	396,095.00	202,993.12	202,993.12	193,101.88	51.25
Total Taxes	396,095.00	202,993.12	202,993.12	193,101.88	51.25
3400 Use Of Money & Property					
3401 Interest Income	4,758.00	644.25	644.25	4,113.75	13.54
3450 Investment Discount	5.00	11.01	11.01	-6.01	220.20
3475 Investment Premium	0.00	0.05	0.05	-0.05	0.00
Total Use Of Money & Property	4,763.00	655.31	655.31	4,107.69	13.76
3800 Current Service Charges					
3853 Dial-A-Taxi Program	1,110.00	7.00	7.00	1,103.00	0.63
Total Current Service Charges	1,110.00	7.00	7.00	1,103.00	0.63
Total Proposition A Fund	401,968.00	203,655.43	203,655.43	198,312.57	50.66

Revenue Status Report

CITY OF HERMOSA BEACH
7/1/2021 through 11/30/2021

146 Proposition C Fund

<i>Account Number</i>	<i>Adjusted Estimate</i>	<i>Revenues</i>	<i>Year-to-date Revenues</i>	<i>Balance</i>	<i>Prct Rcvd</i>
3100 Taxes					
3118 Proposition C Local Return	328,550.00	168,380.23	168,380.23	160,169.77	51.25
Total Taxes	328,550.00	168,380.23	168,380.23	160,169.77	51.25
3400 Use Of Money & Property					
3401 Interest Income	10,517.15	3,879.10	3,879.10	6,638.05	36.88
3450 Investment Discount	12.00	54.96	54.96	-42.96	458.00
3475 Investment Premium	0.00	0.09	0.09	-0.09	0.00
Total Use Of Money & Property	10,529.15	3,934.15	3,934.15	6,595.00	37.36
Total Proposition C Fund	339,079.15	172,314.38	172,314.38	166,764.77	50.82

Revenue Status Report

CITY OF HERMOSA BEACH
7/1/2021 through 11/30/2021

147 Measure R Fund

<i>Account Number</i>	<i>Adjusted Estimate</i>	<i>Revenues</i>	<i>Year-to-date Revenues</i>	<i>Balance</i>	<i>Prct Rcvd</i>
3100 Taxes					
3119 Measure R Local Return Funds	246,413.00	126,298.39	126,298.39	120,114.61	51.25
Total Taxes	246,413.00	126,298.39	126,298.39	120,114.61	51.25
3400 Use Of Money & Property					
3401 Interest Income	3,422.13	1,656.35	1,656.35	1,765.78	48.40
3450 Investment Discount	4.00	22.42	22.42	-18.42	560.50
3475 Investment Premium	0.00	0.05	0.05	-0.05	0.00
Total Use Of Money & Property	3,426.13	1,678.82	1,678.82	1,747.31	49.00
3900 Other Revenue					
Total Other Revenue	0.00	0.00	0.00	0.00	0.00
Total Measure R Fund	249,839.13	127,977.21	127,977.21	121,861.92	51.22

Revenue Status Report

CITY OF HERMOSA BEACH
7/1/2021 through 11/30/2021

148 Measure M

<u>Account Number</u>	<u>Adjusted Estimate</u>	<u>Revenues</u>	<u>Year-to-date Revenues</u>	<u>Balance</u>	<u>Prct Rcvd</u>
3100 Taxes					
3131 Measure M Local Return Funds	279,268.00	142,798.22	142,798.22	136,469.78	51.13
Total Taxes	279,268.00	142,798.22	142,798.22	136,469.78	51.13
3400 Use Of Money & Property					
3401 Interest Income	1,544.05	1,194.30	1,194.30	349.75	77.35
3450 Investment Discount	2.00	16.51	16.51	-14.51	825.50
Total Use Of Money & Property	1,546.05	1,210.81	1,210.81	335.24	78.32
Total Measure M	280,814.05	144,009.03	144,009.03	136,805.02	51.28

Revenue Status Report

CITY OF HERMOSA BEACH
7/1/2021 through 11/30/2021

149 Measure W Fund

<u>Account Number</u>	<u>Adjusted Estimate</u>	<u>Revenues</u>	<u>Year-to-date Revenues</u>	<u>Balance</u>	<u>Prct Rcvd</u>
3100 Taxes					
3132 Measure W Local Returns	157,164.00	0.00	0.00	157,164.00	0.00
Total Taxes	157,164.00	0.00	0.00	157,164.00	0.00
3400 Use Of Money & Property					
3401 Interest Income	29.10	50.05	50.05	-20.95	171.99
3450 Investment Discount	0.00	0.78	0.78	-0.78	0.00
Total Use Of Money & Property	29.10	50.83	50.83	-21.73	174.67
Total Measure W Fund	157,193.10	50.83	50.83	157,142.27	0.03

Revenue Status Report

CITY OF HERMOSA BEACH
7/1/2021 through 11/30/2021

150 Grants Fund

<u>Account Number</u>	<u>Adjusted Estimate</u>	<u>Revenues</u>	<u>Year-to-date Revenues</u>	<u>Balance</u>	<u>Prct Rcvd</u>
3500 Intergovernmental/State					
3558 Beverage Recycling Grant	5,300.00	0.00	0.00	5,300.00	0.00
3562 State Homeland Security Grant Program	51,787.62	0.00	0.00	51,787.62	0.00
3590 SB 2 Zoning Ord Update Grant	250,516.00	0.00	0.00	250,516.00	0.00
3591 Local Early Action Planning	16,370.00	0.00	0.00	16,370.00	0.00
Total Intergovernmental/State	323,973.62	0.00	0.00	323,973.62	0.00
3700 Intergovernmental/Federal					
3736 Bulletproof Vest Partnership	2,108.00	0.00	0.00	2,108.00	0.00
3757 *** Title Not Found ***	3,525.00	0.00	0.00	3,525.00	0.00
3758 *** Title Not Found ***	187,500.00	0.00	0.00	187,500.00	0.00
3759 *** Title Not Found ***	87,338.00	0.00	0.00	87,338.00	0.00
Total Intergovernmental/Federal	280,471.00	0.00	0.00	280,471.00	0.00
3900 Other Revenue					
3968 West Basin Grant- Water Filling Stations	0.00	2,000.00	2,000.00	-2,000.00	0.00
3986 Caltrans Adaptation Planning Grant	0.00	64,007.80	64,007.80	-64,007.80	0.00
Total Other Revenue	0.00	66,007.80	66,007.80	-66,007.80	0.00
Total Grants Fund	604,444.62	66,007.80	66,007.80	538,436.82	10.92

Revenue Status Report

CITY OF HERMOSA BEACH
7/1/2021 through 11/30/2021

152 Air Quality Mgmt Dist Fund

<u>Account Number</u>	<u>Adjusted Estimate</u>	<u>Revenues</u>	<u>Year-to-date Revenues</u>	<u>Balance</u>	<u>Prct Rcvd</u>
3400 Use Of Money & Property					
3401 Interest Income	537.90	180.60	180.60	357.30	33.58
3450 Investment Discount	0.00	2.59	2.59	-2.59	0.00
Total Use Of Money & Property	537.90	183.19	183.19	354.71	34.06
3500 Intergovernmental/State					
3538 AQMD Emission Control AB2766	25,000.00	0.00	0.00	25,000.00	0.00
Total Intergovernmental/State	25,000.00	0.00	0.00	25,000.00	0.00
Total Air Quality Mgmt Dist Fund	25,537.90	183.19	183.19	25,354.71	0.72

Revenue Status Report

CITY OF HERMOSA BEACH
7/1/2021 through 11/30/2021

153 Supp Law Enf Serv Fund (SLESF)

<i>Account Number</i>	<i>Adjusted Estimate</i>	<i>Revenues</i>	<i>Year-to-date Revenues</i>	<i>Balance</i>	<i>Prct Rcvd</i>
3100 Taxes					
3135 C.O.P.S. Allocation	100,000.00	74,262.08	74,262.08	25,737.92	74.26
Total Taxes	100,000.00	74,262.08	74,262.08	25,737.92	74.26
3400 Use Of Money & Property					
3401 Interest Income	3,325.23	920.98	920.98	2,404.25	27.70
3450 Investment Discount	4.00	13.05	13.05	-9.05	326.25
3475 Investment Premium	0.00	0.05	0.05	-0.05	0.00
Total Use Of Money & Property	3,329.23	934.08	934.08	2,395.15	28.06
Total Supp Law Enf Serv Fund (SLESF)	103,329.23	75,196.16	75,196.16	28,133.07	72.77

revstat.rpt
01/05/2022 10:16AM
Periods: 0 through 5

Revenue Status Report

Page: 27

CITY OF HERMOSA BEACH
7/1/2021 through 11/30/2021

157 FEMA/Cal OES

<u>Account Number</u>	<u>Adjusted Estimate</u>	<u>Revenues</u>	<u>Year-to-date Revenues</u>	<u>Balance</u>	<u>Prct Rcvd</u>
3500 Intergovernmental/State					
Total Intergovernmental/State	0.00	0.00	0.00	0.00	0.00
3700 Intergovernmental/Federal					
Total Intergovernmental/Federal	0.00	0.00	0.00	0.00	0.00
3900 Other Revenue					
Total FEMA/Cal OES	0.00	0.00	0.00	0.00	0.00

Revenue Status Report

CITY OF HERMOSA BEACH
7/1/2021 through 11/30/2021

158 CARES Act

<u>Account Number</u>	<u>Adjusted Estimate</u>	<u>Revenues</u>	<u>Year-to-date Revenues</u>	<u>Balance</u>	<u>Prct Rcvd</u>
3500 Intergovernmental/State					
Total Intergovernmental/State	0.00	0.00	0.00	0.00	0.00
3700 Intergovernmental/Federal					
Total Intergovernmental/Federal	0.00	0.00	0.00	0.00	0.00
3900 Other Revenue					
Total CARES Act	0.00	0.00	0.00	0.00	0.00

Revenue Status Report

CITY OF HERMOSA BEACH
7/1/2021 through 11/30/2021

159 American Rescue Plan Act (ARPA)

<u>Account Number</u>	<u>Adjusted Estimate</u>	<u>Revenues</u>	<u>Year-to-date Revenues</u>	<u>Balance</u>	<u>Prct Rcvd</u>
3700 Intergovernmental/Federal					
3761 American Rescue Plan Act Allocation	0.00	2,310,877.00	2,310,877.00	-2,310,877.00	0.00
Total American Rescue Plan Act (ARPA)	0.00	2,310,877.00	2,310,877.00	-2,310,877.00	0.00

Revenue Status Report

CITY OF HERMOSA BEACH
7/1/2021 through 11/30/2021

160 Sewer Fund

<i>Account Number</i>	<i>Adjusted Estimate</i>	<i>Revenues</i>	<i>Year-to-date Revenues</i>	<i>Balance</i>	<i>Prct Rcvd</i>
3400 Use Of Money & Property					
3401 Interest Income	46,767.50	7,307.43	7,307.43	39,460.07	15.63
3450 Investment Discount	54.00	105.76	105.76	-51.76	195.85
3475 Investment Premium	0.00	0.10	0.10	-0.10	0.00
Total Use Of Money & Property	46,821.50	7,413.29	7,413.29	39,408.21	15.83
3500 Intergovernmental/State					
3550 CA Waste Oil Recycling Grant	5,475.00	0.00	0.00	5,475.00	0.00
Total Intergovernmental/State	5,475.00	0.00	0.00	5,475.00	0.00
3600 Intergovernmental/County					
3602 Beach Outlet Maintenance	8,000.00	0.00	0.00	8,000.00	0.00
Total Intergovernmental/County	8,000.00	0.00	0.00	8,000.00	0.00
3800 Current Service Charges					
3828 Sewer Connection Fee	24,000.00	3,612.41	3,612.41	20,387.59	15.05
3829 Sewer Demolition Fee	2,302.00	945.00	945.00	1,357.00	41.05
3832 Sewer Lateral Installation	15,413.00	8,372.00	8,372.00	7,041.00	54.32
Total Current Service Charges	41,715.00	12,929.41	12,929.41	28,785.59	30.99
3900 Other Revenue					
Total Other Revenue	0.00	0.00	0.00	0.00	0.00
6800 Current Service Charges Continued					

Revenue Status Report

CITY OF HERMOSA BEACH
7/1/2021 through 11/30/2021

160 Sewer Fund

<u>Account Number</u>	<u>Adjusted Estimate</u>	<u>Revenues</u>	<u>Year-to-date Revenues</u>	<u>Balance</u>	<u>Prct Rcvd</u>
6861 Sewer Service Charge	1,078,142.00	8,463.59	8,463.59	1,069,678.41	0.79
Total Current Service Charges Continued	1,078,142.00	8,463.59	8,463.59	1,069,678.41	0.79
Total Sewer Fund	1,180,153.50	28,806.29	28,806.29	1,151,347.21	2.44

Revenue Status Report

CITY OF HERMOSA BEACH
7/1/2021 through 11/30/2021

161 Storm Drains Fund

<i>Account Number</i>	<i>Adjusted Estimate</i>	<i>Revenues</i>	<i>Year-to-date Revenues</i>	<i>Balance</i>	<i>Prct Rcvd</i>
3400 Use Of Money & Property					
3401 Interest Income	17,135.75	7,065.78	7,065.78	10,069.97	41.23
3450 Investment Discount	20.00	0.00	0.00	20.00	0.00
Total Use Of Money & Property	17,155.75	7,065.78	7,065.78	10,089.97	41.19
3900 Other Revenue					
3955 Operating Transfers In	700,000.00	291,685.00	291,685.00	408,315.00	41.67
Total Other Revenue	700,000.00	291,685.00	291,685.00	408,315.00	41.67
Total Storm Drains Fund	717,155.75	298,750.78	298,750.78	418,404.97	41.66

Revenue Status Report

CITY OF HERMOSA BEACH
7/1/2021 through 11/30/2021

170 Asset Seizure/Forft Fund

<u>Account Number</u>	<u>Adjusted Estimate</u>	<u>Revenues</u>	<u>Year-to-date Revenues</u>	<u>Balance</u>	<u>Prct Rcvd</u>
3300 Fines & Forfeitures					
Total Fines & Forfeitures	0.00	0.00	0.00	0.00	0.00
3400 Use Of Money & Property					
3401 Interest Income	5,867.72	1,599.27	1,599.27	4,268.45	27.26
3450 Investment Discount	7.00	23.02	23.02	-16.02	328.86
3475 Investment Premium	0.00	0.02	0.02	-0.02	0.00
Total Use Of Money & Property	5,874.72	1,622.31	1,622.31	4,252.41	27.62
3900 Other Revenue					
Total Other Revenue	0.00	0.00	0.00	0.00	0.00
Total Asset Seizure/Forft Fund	5,874.72	1,622.31	1,622.31	4,252.41	27.62

Revenue Status Report

CITY OF HERMOSA BEACH
7/1/2021 through 11/30/2021

180 Fire Protection Fund

<u>Account Number</u>	<u>Adjusted Estimate</u>	<u>Revenues</u>	<u>Year-to-date Revenues</u>	<u>Balance</u>	<u>Prct Rcvd</u>
3400 Use Of Money & Property					
3401 Interest Income	0.00	45.16	45.16	-45.16	0.00
3450 Investment Discount	0.00	0.73	0.73	-0.73	0.00
Total Use Of Money & Property	0.00	45.89	45.89	-45.89	0.00
3900 Other Revenue					
3912 Fire Flow Fee	34,814.00	3,914.16	3,914.16	30,899.84	11.24
Total Other Revenue	34,814.00	3,914.16	3,914.16	30,899.84	11.24
Total Fire Protection Fund	34,814.00	3,960.05	3,960.05	30,853.95	11.37

revstat.rpt
01/05/2022 10:16AM
Periods: 0 through 5

Revenue Status Report

Page: 35

CITY OF HERMOSA BEACH
7/1/2021 through 11/30/2021

190 RTI Undersea Cable

<u>Account Number</u>	<u>Adjusted Estimate</u>	<u>Revenues</u>	<u>Year-to-date Revenues</u>	<u>Balance</u>	<u>Prct Rcvd</u>
3400 Use Of Money & Property					
3401 Interest Income	5,630.00	2,087.12	2,087.12	3,542.88	37.07
3426 Easement Agreement-Longfellow	90,000.00	45,000.00	45,000.00	45,000.00	50.00
3427 Easement Cable 2-Longfellow	72,000.00	25,200.00	25,200.00	46,800.00	35.00
3428 Easement Cable 3-25th St	253,000.00	0.00	0.00	253,000.00	0.00
3450 Investment Discount	6.00	30.34	30.34	-24.34	505.67
Total RTI Undersea Cable	420,636.00	72,317.46	72,317.46	348,318.54	17.19

revstat.rpt
01/05/2022 10:16AM
Periods: 0 through 5

Revenue Status Report

Page: 36

CITY OF HERMOSA BEACH
7/1/2021 through 11/30/2021

191 RTI Tidelands

<u>Account Number</u>	<u>Adjusted Estimate</u>	<u>Revenues</u>	<u>Year-to-date Revenues</u>	<u>Balance</u>	<u>Prct Rcvd</u>
3400 Use Of Money & Property					
3401 Interest Income	3,132.22	1,135.74	1,135.74	1,996.48	36.26
3426 Easement Agreement	184,000.00	0.00	0.00	184,000.00	0.00
3450 Investment Discount	4.00	16.12	16.12	-12.12	403.00
Total RTI Tidelands	187,136.22	1,151.86	1,151.86	185,984.36	0.62

revstat.rpt
01/05/2022 10:16AM
Periods: 0 through 5

Revenue Status Report

Page: 37

CITY OF HERMOSA BEACH
7/1/2021 through 11/30/2021

201 2015 Lease Revenue Bonds

<u>Account Number</u>	<u>Adjusted Estimate</u>	<u>Revenues</u>	<u>Year-to-date Revenues</u>	<u>Balance</u>	<u>Prct Rcvd</u>
3900 Other Revenue					
3955 Operating Transfers In	661,345.00	0.00	0.00	661,345.00	0.00
Total 2015 Lease Revenue Bonds	661,345.00	0.00	0.00	661,345.00	0.00

Revenue Status Report

CITY OF HERMOSA BEACH
7/1/2021 through 11/30/2021

301 Capital Improvement Fund

<i>Account Number</i>	<i>Adjusted Estimate</i>	<i>Revenues</i>	<i>Year-to-date Revenues</i>	<i>Balance</i>	<i>Prct Rcvd</i>
3400 Use Of Money & Property					
3401 Interest Income	92,123.52	21,875.32	21,875.32	70,248.20	23.75
3450 Investment Discount	106.00	312.68	312.68	-206.68	294.98
3475 Investment Premium	0.00	0.49	0.49	-0.49	0.00
Total Use Of Money & Property	92,229.52	22,188.49	22,188.49	70,041.03	24.06
3900 Other Revenue					
3913 In-Lieu Fee/Street Pavement	0.00	2,544.47	2,544.47	-2,544.47	0.00
3955 Operating Transfers In	1,772,773.00	738,655.00	738,655.00	1,034,118.00	41.67
Total Other Revenue	1,772,773.00	741,199.47	741,199.47	1,031,573.53	41.81
Total Capital Improvement Fund	1,865,002.52	763,387.96	763,387.96	1,101,614.56	40.93

Revenue Status Report

CITY OF HERMOSA BEACH
7/1/2021 through 11/30/2021

313 Greenwich Village N Utility Undergrnd Im

<u>Account Number</u>	<u>Adjusted Estimate</u>	<u>Revenues</u>	<u>Year-to-date Revenues</u>	<u>Balance</u>	<u>Prct Rcvd</u>
3900 Other Revenue					
Total Greenwich Village N Utility Undergrnd Im	0.00	0.00	0.00	0.00	0.00

Revenue Status Report

CITY OF HERMOSA BEACH
7/1/2021 through 11/30/2021

609 Bayview Dr Redemption Fund 2004-2

<u>Account Number</u>	<u>Adjusted Estimate</u>	<u>Revenues</u>	<u>Year-to-date Revenues</u>	<u>Balance</u>	<u>Prct Rcvd</u>
3400 Use Of Money & Property					
3401 Interest Income	945.90	180.94	180.94	764.96	19.13
3450 Investment Discount	2.00	0.00	0.00	2.00	0.00
Total Bayview Dr Redemption Fund 2004-2	947.90	180.94	180.94	766.96	19.09

Revenue Status Report

CITY OF HERMOSA BEACH
7/1/2021 through 11/30/2021

610 Lwr Pier Dist Redemption Fund

<u>Account Number</u>	<u>Adjusted Estimate</u>	<u>Revenues</u>	<u>Year-to-date Revenues</u>	<u>Balance</u>	<u>Prct Rcvd</u>
3400 Use Of Money & Property					
3401 Interest Income	29.81	7.97	7.97	21.84	26.74
3450 Investment Discount	0.00	0.08	0.08	-0.08	0.00
Total Lwr Pier Dist Redemption Fund	29.81	8.05	8.05	21.76	27.00

revstat.rpt
01/05/2022 10:16AM
Periods: 0 through 5

Revenue Status Report

Page: 42

CITY OF HERMOSA BEACH
7/1/2021 through 11/30/2021

611 Beach Dr Assessment Dist Redemption Fund

<u>Account Number</u>	<u>Adjusted Estimate</u>	<u>Revenues</u>	<u>Year-to-date Revenues</u>	<u>Balance</u>	<u>Prct Rcvd</u>
3400 Use Of Money & Property					
3401 Interest Income	519.36	72.34	72.34	447.02	13.93
Total Beach Dr Assessment Dist Redemption Fund	519.36	72.34	72.34	447.02	13.93

Revenue Status Report

CITY OF HERMOSA BEACH
7/1/2021 through 11/30/2021

612 Beach Dr Assessment Dist Reserve Fund

<u>Account Number</u>	<u>Adjusted Estimate</u>	<u>Revenues</u>	<u>Year-to-date Revenues</u>	<u>Balance</u>	<u>Prct Rcvd</u>
3400 Use Of Money & Property					
3401 Interest Income	43.79	11.69	11.69	32.10	26.70
3450 Investment Discount	0.00	0.14	0.14	-0.14	0.00
Total Beach Dr Assessment Dist Reserve Fund	43.79	11.83	11.83	31.96	27.02

revstat.rpt
01/05/2022 10:16AM
Periods: 0 through 5

Revenue Status Report

Page: 44

CITY OF HERMOSA BEACH
7/1/2021 through 11/30/2021

617 Myrtle Ave Assessment Fund

<u>Account Number</u>	<u>Adjusted Estimate</u>	<u>Revenues</u>	<u>Year-to-date Revenues</u>	<u>Balance</u>	<u>Prct Rcvd</u>
3400 Use Of Money & Property					
3401 Interest Income	0.00	167.05	167.05	-167.05	0.00
Total Myrtle Ave Assessment Fund	0.00	167.05	167.05	-167.05	0.00

Revenue Status Report

CITY OF HERMOSA BEACH
7/1/2021 through 11/30/2021

618 Loma Drive Assessment Fund

<u>Account Number</u>	<u>Adjusted Estimate</u>	<u>Revenues</u>	<u>Year-to-date Revenues</u>	<u>Balance</u>	<u>Prct Rcvd</u>
3400 Use Of Money & Property					
Total Loma Drive Assessment Fund	0.00	0.00	0.00	0.00	0.00

revstat.rpt
01/05/2022 10:16AM
Periods: 0 through 5

Revenue Status Report

Page: 46

CITY OF HERMOSA BEACH
7/1/2021 through 11/30/2021

619 Bayview Dr Reserve Fund 2004-2

<u>Account Number</u>	<u>Adjusted Estimate</u>	<u>Revenues</u>	<u>Year-to-date Revenues</u>	<u>Balance</u>	<u>Prct Rcvd</u>
3400 Use Of Money & Property					
3401 Interest Income	143.78	38.34	38.34	105.44	26.67
Total Bayview Dr Reserve Fund 2004-2	143.78	38.34	38.34	105.44	26.67

Revenue Status Report

CITY OF HERMOSA BEACH
7/1/2021 through 11/30/2021

705 Insurance Fund

<u>Account Number</u>	<u>Adjusted Estimate</u>	<u>Revenues</u>	<u>Year-to-date Revenues</u>	<u>Balance</u>	<u>Prct Rcvd</u>
3800 Current Service Charges					
3880 Insurance Service Charges	2,911,245.00	1,218,460.00	1,218,460.00	1,692,785.00	41.85
Total Current Service Charges	2,911,245.00	1,218,460.00	1,218,460.00	1,692,785.00	41.85
3900 Other Revenue					
Total Other Revenue	0.00	0.00	0.00	0.00	0.00
Total Insurance Fund	2,911,245.00	1,218,460.00	1,218,460.00	1,692,785.00	41.85

Revenue Status Report

CITY OF HERMOSA BEACH
7/1/2021 through 11/30/2021

715 Equipment Replacement Fund

<u>Account Number</u>	<u>Adjusted Estimate</u>	<u>Revenues</u>	<u>Year-to-date Revenues</u>	<u>Balance</u>	<u>Prct Rcvd</u>
3800 Current Service Charges					
3822 Building Maintenance Service Charges	101,556.00	42,315.00	42,315.00	59,241.00	41.67
3885 Comm Equip/Business Mach Charges	1,053,479.00	438,955.00	438,955.00	614,524.00	41.67
3889 Vehicle/Equip Replacement Charges	899,264.00	390,590.00	390,590.00	508,674.00	43.43
Total Current Service Charges	2,054,299.00	871,860.00	871,860.00	1,182,439.00	42.44
3900 Other Revenue					
3901 Sale of Real/Personal Property	0.00	1,646.00	1,646.00	-1,646.00	0.00
Total Other Revenue	0.00	1,646.00	1,646.00	-1,646.00	0.00
6800 Current Service Charges Continued					
6866 Records Technology Fee	79,358.00	51,703.17	51,703.17	27,654.83	65.15
Total Current Service Charges Continued	79,358.00	51,703.17	51,703.17	27,654.83	65.15
Total Equipment Replacement Fund	2,133,657.00	925,209.17	925,209.17	1,208,447.83	43.36
Grand Total	57,115,909.22	18,477,357.57	18,477,357.57	38,638,551.65	32.35